

14 October 2019

Nic Lane

[fyi-request-11193-e03bf328@requests.fyi.org.nz](mailto:fyi-request-11193-e03bf328@requests.fyi.org.nz)

Dear Nic

**Official information request for information related to Creative New Zealand's peer assessors (ref. 249)**


I refer to your official information request dated 11 September 2019 for information related to Creative New Zealand's peer assessors. Your request has been addressed under the provisions of the Official Information Act 1982 (herein the Act), which is based on the concept that information held by government agencies should be made available on request unless there is good reason for withholding it.

Information within the scope of your request is enclosed as **Appendix 1**. You requested:

- the number of assessors
- the age of assessors, by brackets (<18, 19-24, 25-30, 31-40, 41-50, 51-60, 61-70, 71+)
- the location of assessors by district
- the number of peer assessors with lived experience of disability
- the number of peer assessors who speak Te Reo, New Zealand Sign Language or have English as their second language
- the number of peer assessors who are also paid as Arts Council of New Zealand Toi Aotearoa staff.

If you wish to discuss this decision with us, please feel free to contact Pip O'Flaherty on 04 498 0737 or via email to: [pip.oflaherty@creativenz.govt.nz](mailto:pip.oflaherty@creativenz.govt.nz)

Yours sincerely



David Pannett  
**Senior Manager, Strategy & Engagement**

Encl

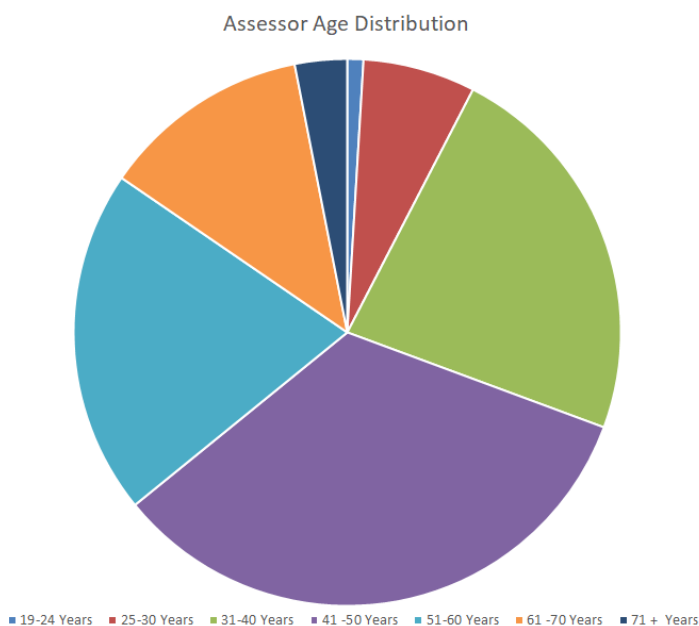
## Appendix 1

### 1. the number of assessors

Creative New Zealand currently has 505 peer assessors registered for assessing funding decisions.

### 2. the age of assessors, by brackets (<18, 19-24, 25-30, 31-40, 41-50, 51-60, 61-70, 71+)

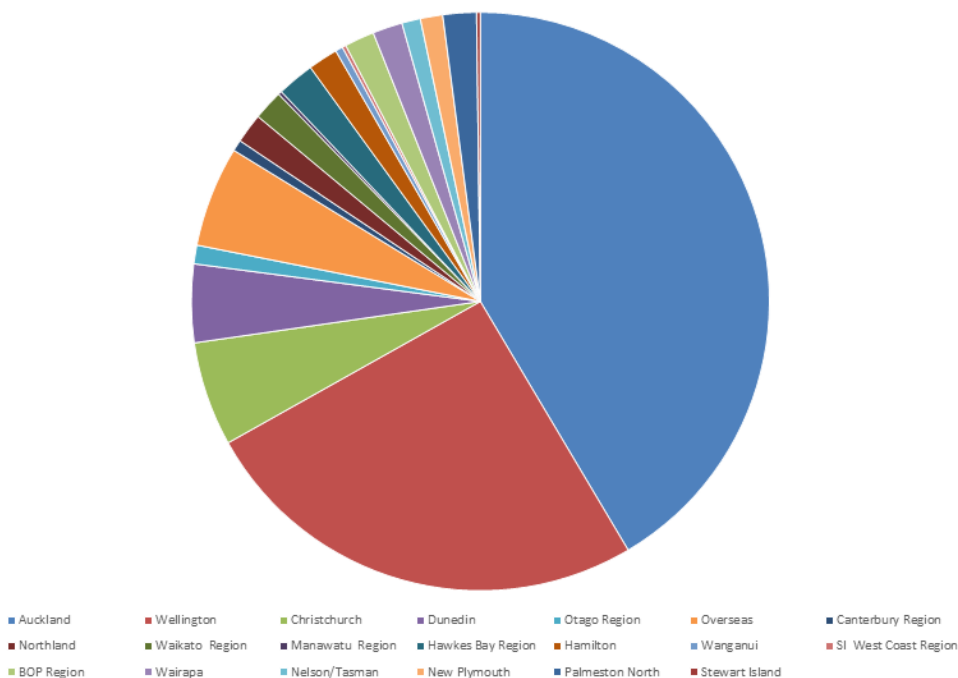
| Age of assessor | Number of assessors |
|-----------------|---------------------|
| <18             | 0                   |
| 19-24           | 4                   |
| 25-30           | 28                  |
| 31-40           | 97                  |
| 41-50           | 141                 |
| 51-60           | 86                  |
| 61-70           | 52                  |
| 71+             | 13                  |



### 3. the location of assessors by district

|                   |     |                      |            |
|-------------------|-----|----------------------|------------|
| Overseas          | 27  | Hamilton             | 8          |
| Auckland          | 199 | Wanganui             | 2          |
| Wellington        | 122 | SI West Coast region | 1          |
| Christchurch      | 38  | Bay of Plenty region | 8          |
| Dunedin           | 21  | Wairarapa            | 8          |
| Otago region      | 5   | Nelson/Tasman        | 5          |
| Canterbury region | 3   | New Plymouth         | 6          |
| Northland         | 8   | Palmerston North     | 9          |
| Waikato region    | 8   | Stewart Island       | 1          |
| Manawatu region   | 1   | Unknown              | 15         |
| Hawkes Bay region | 10  | <b>TOTAL</b>         | <b>505</b> |

Assessor Location Distribution



|                         |     |                          |   |
|-------------------------|-----|--------------------------|---|
| Alexandra               | 1   | Oban (on Stewart Island) | 1 |
| Ashurst                 | 1   | Otaki                    | 3 |
| Auckland                | 192 | Oxford                   | 1 |
| Bay of Islands          | 1   | Paekakariki              | 1 |
| Cambridge (New Zealand) | 1   | Palmerston North         | 7 |
| Christchurch            | 38  | Paraparaumu              | 3 |
| Cromwell                | 1   | Piha                     | 1 |
| Dunedin                 | 21  | Porirua                  | 6 |
| Feilding                | 2   | Port Chalmers            | 1 |
| Gisborne                | 2   | Pukerua Bay              | 1 |
| Hamilton                | 8   | Queenstown               | 1 |
| Havelock North          | 1   | Rarotonga                | 1 |
| Hawkes Bay              | 1   | Raumati                  | 1 |
| Helensville             | 1   | Reporoa                  | 1 |
| Hokitika                | 1   | Rotorua                  | 3 |
| Kaeo (New Zealand)      | 1   | Ruakaka                  | 1 |
| Kaiapoi                 | 1   | Tauranga                 | 3 |
| Kaitia                  | 1   | Te Awamutu               | 2 |
| Kapiti                  | 1   | Brisbane (AUS)           | 1 |
| Kapiti Coast            | 1   | Cairns (AUS)             | 1 |

|                  |   |                     |     |
|------------------|---|---------------------|-----|
| Katikati         | 1 | Canberra (AUS)      | 1   |
| Kerikeri         | 2 | Sydney (AUS)        | 2   |
| Levin            | 1 | Melbourne (AUS)     | 5   |
| Lower Hutt       | 7 | NSW (AUS)           | 1   |
| Lyttelton        | 1 | Athens (GREECE)     | 1   |
| Manukau          | 1 | CANADA              | 1   |
| Martinborough    | 1 | FRANCE              | 1   |
| Masterton        | 1 | Hamburg (GER)       | 1   |
| Motueka          | 1 | England (UK)        | 7   |
| Napier           | 6 | Scotland (UK)       | 1   |
| Nelson           | 4 | POLAND              | 1   |
| New Plymouth     | 4 | Honolulu (USA)      | 1   |
| Ngaruawahia      | 1 | Massachusetts (USA) | 1   |
| North Shore City | 1 | <b>TOTAL</b>        | 505 |

*4. the number of peer assessors with lived experience of disability*

Creative New Zealand does not currently collect or hold this information.

*5. the number of peer assessors who speak Te Reo, New Zealand Sign Language or have English as their second language*

Creative New Zealand does not currently collect or hold this information.

*6. the number of peer assessors who are also paid as Arts Council of New Zealand Toi Aotearoa staff.*

Arts Council of New Zealand Toi Aotearoa staff are not eligible to be peer assessors for Creative New Zealand as this would create a conflict of interest in their role with Creative New Zealand.