

s 9(2)(a) OIA

Averill Manning

From: Averill Manning
Sent: Wednesday, 28 August 2019 9:34 a.m.
To: [REDACTED]@cashmere.school.nz'
Subject: Cashmere High School local demand
Attachments: CHS Local Demand.pdf

Tēnā koe Joe,

Thanks for meeting with us yesterday. Please find attached an electronic version of the documents we shared with you.

Ngā mihi,

Averill

s 9(2)(a) OIA

Averill Manning | Education Adviser | Sector Enablement and Support

[REDACTED]
48 Hereford Street, Christchurch

education.govt.nz

*We shape an education system that delivers equitable and excellent outcomes
He mea tārai e mātou te mātauranga kia rangatira ai, kia mana taurite ai ōna huanga*



Released under the Official Information Act 1982

Count of State School Students within the
Cashmere High School Enrolment Scheme Home Zone at March 2019
(data prepared August 2019)

Within the entire Cashmere High School enrolment scheme home zone area there were 1751 Year 9-15 State Co-ed School students at March 2019. Of these, 1660 (95%) attended Cashmere High School.

All counts exclude students attending Private or State Integrated Schools.
All counts exclude students with an FTE less than 0.5, and also exclude International students.

Students attending Designated Character, Kura, and Special Schools, as well as students attending Single Sex schools are identified separately in the attached table.

Note that Schools with a high market share (such as Cashmere High School) also carry a large number of "in-zone" students who have moved out of the zone but continue to attend the school. This can result in 15% of a schools in-zone enrolments residing outside the zone.

For this reason, the Cashmere High School zone should be designed to contain no more than 1550 Year 9-15 state co-ed students. This will allow the roll to return to within the Build Capacity over time.

"Grand-parenting" provisions are expected to be included for siblings of current students in any zone reduction, but will delay the return of the roll to within capacity.

Previous work has projected the local secondary age population to increase over the short term, as a large cohort of children progress through primary year levels and into Years 9+. This will increase the number of in-zone enrolments at Cashmere in future years.

There are some areas of residential development within the core part of the Cashmere High School zone. While areas of new residential development have generated a large number of primary age children in most areas of recent residential development, the development areas in the core Cashmere area may be more likely to be occupied by secondary age children.

The table on the following page shows the count of state students within each portion of the zone. Of most interest are the columns "State Co-ed only" and "Cashmere High School".

It is expected /assumed that the same proportion of students will attend Single Sex, Designated Character, Kura, and Special schools in the future, as these schools offer a distinctly different type of education, and these can be discounted from estimates of local demand for Cashmere High School.

Released under the Official Information Act 1982

Count of State School students by Area, March 2019

Areas defined are based on those used in previous analyses

Area	All State Students	State Students Excluding Designated Character, Kura, Special Schools	State Co-ed only	Cashmere High School	Comment
A	93	72	70	62	Overlap with Hillmorton High Zone
B	36	26	24	19	Overlap with Hillmorton High Zone
H	149	124	116	108	Overlap with Linwood College Zone
I	112	85	80	68	
J	162	133	121	113	
K	419	352	337	325	
L	269	219	205	197	
M	232	181	173	161	
N	206	171	158	154	
O	263	235	213	209	Residential development underway
P	125	119	107	102	
Q	175	149	140	136	
R	9	8	7	6	Overlap with Hillmorton High Zone
Grand Total	2250	1874	1751	1660	
Includes	All State school students	State Co-ed and Single Sex school students	State Co-ed school students	Cashmere High School Students	
Excludes	Private School and Integrated School students	Private and Integrated, Designated Character, Kura, Special School students	Private and Integrated, DC, Kura, Special School and Single Sex school students	All other schools' students	

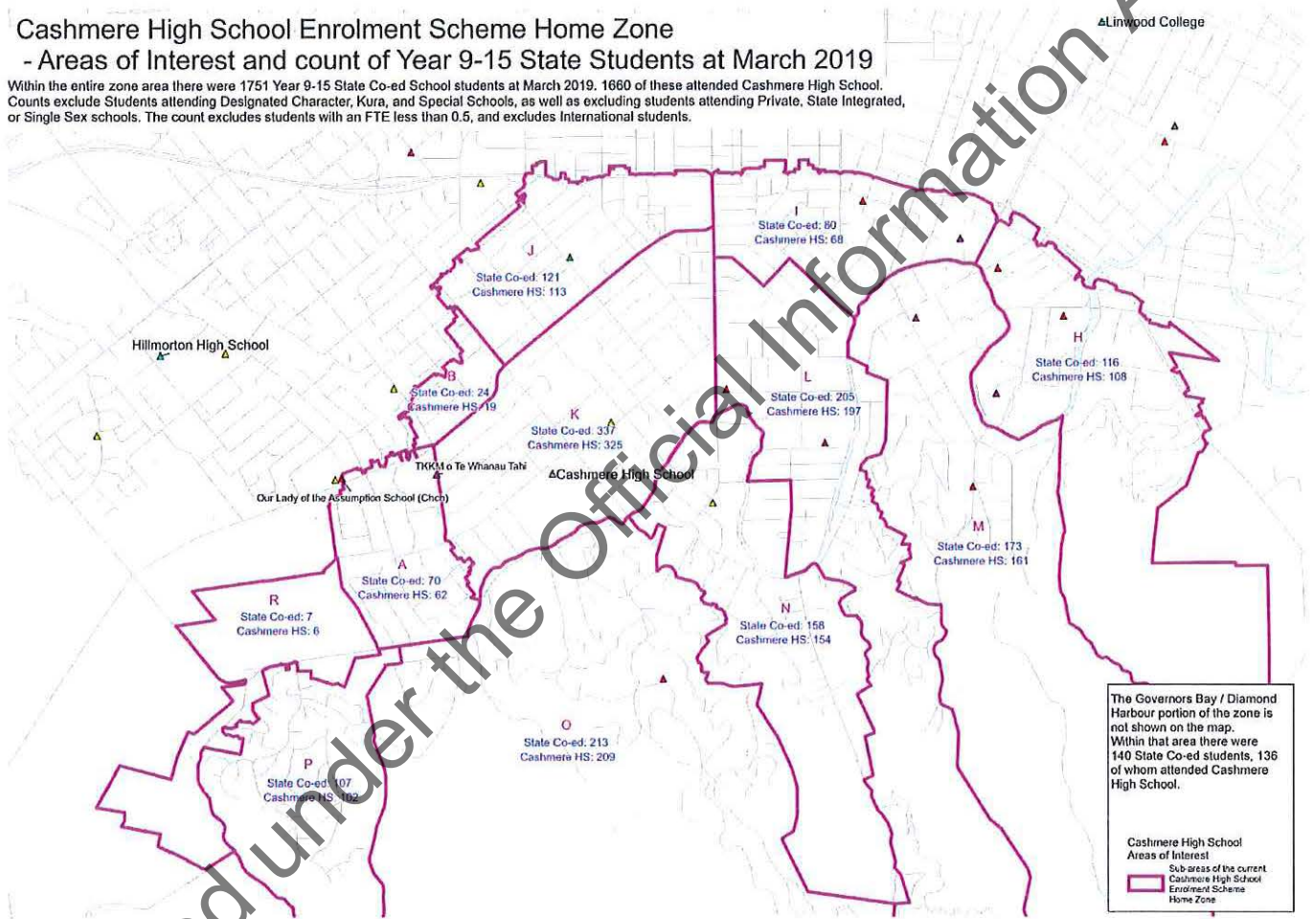
Note: All counts exclude students attending Private or State Integrated Schools.
 All counts exclude students with an FTE less than 0.5, and exclude International students.

Released under the Official Information Act 1982

Cashmere High School Enrolment Scheme Home Zone

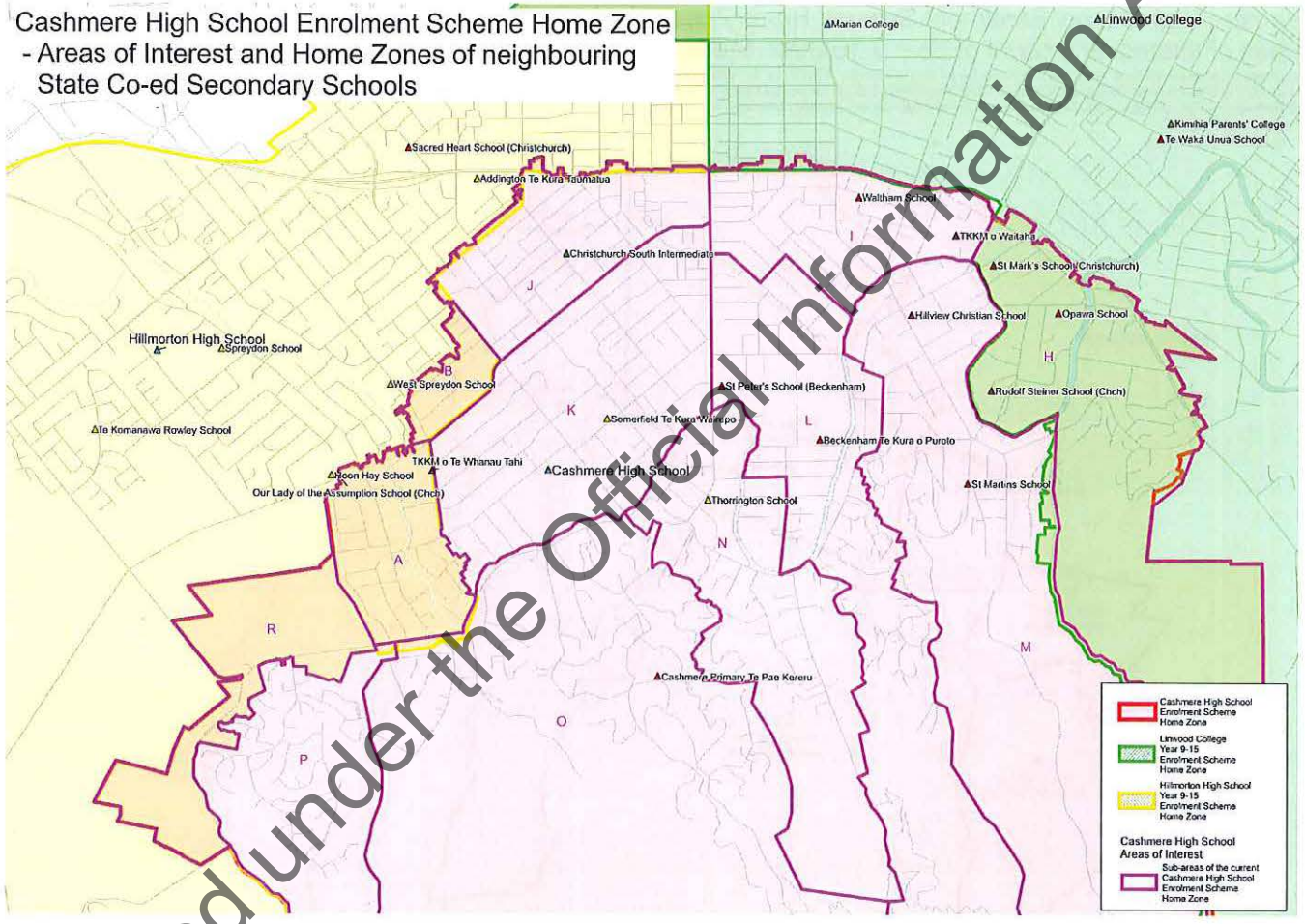
- Areas of Interest and count of Year 9-15 State Students at March 2019

Within the entire zone area there were 1751 Year 9-15 State Co-ed School students at March 2019. 1660 of these attended Cashmere High School. Counts exclude Students attending Designated Character, Kura, and Special Schools, as well as excluding students attending Private, State Integrated, or Single Sex schools. The count excludes students with an FTE less than 0.5, and excludes International students.

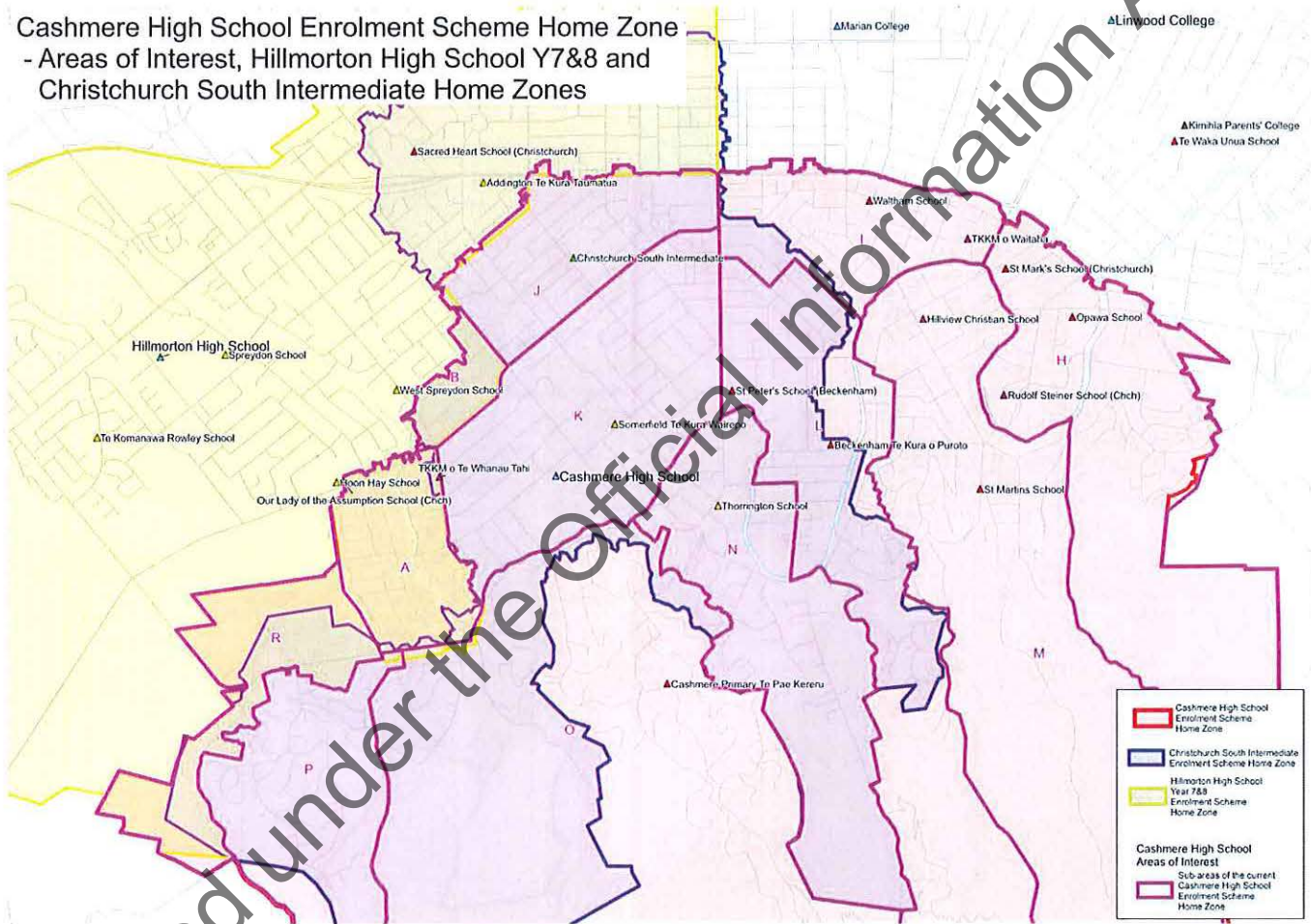


Released under the Official Information Act 1982

Cashmere High School Enrolment Scheme Home Zone - Areas of Interest and Home Zones of neighbouring State Co-ed Secondary Schools



Cashmere High School Enrolment Scheme Home Zone
 - Areas of Interest, Hillmorton High School Y7&8
 and Christchurch South Intermediate Home Zones



Released under the Official Information Act 1982

Released under the Official Information Act 1982

Cashmere High School Enrolment Scheme Home Zone - Areas of Interest and local primary school zones

