



## **Asbestos Management Survey Report**



***Taihape Hospital, Main Maternity Building  
Exterior Asbestos Assessment.***



## Report Production

**Survey Conducted by:** Haretini Wakefield  
**Date of Survey:** 16<sup>th</sup> of March 2018  
**Position in Company:** Operations Project Manager  
**Assessor Number:** AA18020017  
**Expiry Date:** 9 February 2023  
**Signature:** *H. Wakefield*

**Survey Prepared by:** Ali Lind  
**Date Survey Prepared:** 26<sup>th</sup> of March 2018  
**Position in Company:** Operations Project Manager  
**Assessor Number:** AA17090140  
**Expiry Date:** 5 September 2022  
**Signature:** *Ali Lind*

**Survey Reviewed by:** Bruce Wakefield  
**Date of Review:** 02nd of April 2018  
**Position in Company:** Managing Director  
**Assessor Number:** AA16090111  
**Expiry Date:** 5 September 2021  
**Signature:** *B. Wakefield*

## **Contents Page**

### **Section 1**

- **Report Details**
- **Introduction**
- **Survey Methodology**
- **General Recommendations for Asbestos Cement Products**
- **General Recommendation for Asbestos Insulation, Coatings or Insulating Board (AIB)**
- **Survey Summary & Recommendations**
- **Risk Assessment Methods**

### **Section 2**

- **Identification & Photographic Register Sheets**
- **Survey Recommendations**
- **Survey Record Sheets**
- **Laboratory Certificate of Analysis**
- **Management Inspection Record**

## **Introduction**

**Further to an invitation from Mr. Grant Hood**

**(WDHB – Whanganui District Health Board.)**

**AISL - Asbestos Inspection Services Limited was requested to carry out a Management Survey at -**

**Taihape Hospital, Maternity Block, Exterior Location.**

**There are 2 designated categories of Asbestos surveys currently available. These are listed below:**

### **Management Survey**

**Standard sampling, identification and assessment survey (Sampling Survey), the purpose of which is to locate as far as reasonably Practicable the presence and extent of any suspect asbestos containing materials in the building and their condition. This is done by the collection and analysis of samples of suspect asbestos containing materials.**

### **Refurbishment / Demolition Survey**

**Full access sampling and identification survey (Pre-demolition/Major Refurbishment Survey). This type of survey is used to locate and describe as far as reasonably practicable, all asbestos containing materials in the building and may involve destructive inspection as necessary to gain access to all areas, including those that may be difficult to reach. A full sampling programme is undertaken to identify possible asbestos containing materials and estimates of the volume and surface areas of asbestos containing materials made.**

**Access arrangements were made with aid of Mr. Grant Hood (Whanganui District Health Board) to ensure all accessible areas were surveyed during the project.**

**The survey was carried out on 16/03/2018 and completed 10 days thereafter.**

**The survey was to include for visual inspection within the above premises.**

**The survey was undertaken and completed by members of the AISL – Asbestos Inspection Services Limited survey team.**

**During the survey the building remained un-occupied.**

## **Disclaimer**

**Every effort has been made to identify all asbestos materials so far as was reasonably practicable to do so within the scope of the survey and the attached report. Methods used to carry out the survey were agreed with the client prior to any works being commenced.**

**Survey techniques used involves trained and experienced surveyors using the combined approach about visual examination. and bulk sample collections where required.**

**It is always possible after a survey that asbestos based materials may remain in the property or area covered by that survey, this could be due to several reasons:**

- Asbestos materials existing outside the scope of the survey.**
- Materials may be concealed or hidden by other items or covered surfaces i.e. paint, over boarding, concealing etc. Where this is the case then its discovery will be limited.**
- Asbestos may well be hidden as part of the structure to a building and not visible until the structure is demolished later.**
- Fragments from previous asbestos removal projects may well be present in various areas; general asbestos fragments do not form part of this survey however all good intentions are made for its discovery.**

**Where an area has been formerly stripped of asbestos i.e. plant rooms, ducts etc. and new coverings added, it must be pointed out that asbestos removal techniques have improved steadily over the years since its initial introduction. Most particularly would be the Health and Safety at Work (Asbestos) Regulations 2016, that outline enforceable strategies. Asbestos removal prior to this regulation would not be of today's standard and therefore fragments may be present beneath new coverings.**

**This survey will detail areas accessed and all samples taken, where an area is not covered by this survey it will be due to No Access for one reason or other i.e. working technicians, delicate location or just simply no admittance. It may have been necessary for the restrictions of the surveyor's specialist to be confirmed prior to the survey.**

**Admittance for the survey may be restricted for many reasons outside our control such as height, deadlines to others, steady complications or confined space. Where electrical equipment is present and presumed in the way of the survey no access will be attempted until proof of its safe state is given. Our operatives have a duty of care under the Health and Safety at Work Act (2016) for both themselves and others.**

## **Disclaimer**

**In the structure where asbestos has been located and not all zones have been examined, any material that is found to be suspicious and not detailed as part of the survey should be treated with caution and sampled accordingly.**

**Certain materials contain asbestos to variable grades and some may be less densely contaminated at certain locations (Artex for example). Where this is the case the sample taken may not be representative of the whole product throughout, therefore composite sampling is therefore encouraged.**

**Where a survey is carried out under the guidance of the owner of the property or his representative, then the survey will be as per his/her instructions and supervision at that time.**

**Asbestos Inspection Services Limited cannot accept any liability for loss, injury, damage or penalty issues due to errors or oversights contained within this report.**

**Asbestos Inspection Services Limited cannot be held responsible for any damage caused as part of this survey carried out on your behalf. Due to the landscape and stipulation of sampling for asbestos some danger is inevitable and will be limited to just that necessary for the taking of the sample.**

## **General Recommendations for Asbestos Cement Products.**

**Work with cement products containing asbestos is covered by the Management and Removal of Asbestos (November 2016) Approved Code of Practice.**

**An assessment of all proposed works which may disturb any asbestos should be carried out to launch the risk existing, the appropriate precautions must be adopted to control any exposure. This should combine the succeeding over-all principles:**

- **Where work on asbestos cement is inevitable, keep the materials wet during work and avoid breakage wherever possible. Acceptable PPE must be worn always.**
- **Avoid using power tools. If deemed necessary to use power tools set at the lowest possible speed, exhaust ventilation such as cowls must be fitted to power tool and utilising the “investigation technique” with high efficiency H type vacuum units.**
- **Organise the work in a single controlled location where practicable, to streamline control and supervision. Isolate working areas using warning signs and tape barriers, or in case of significant fibre levels by means of a sealed polythene work enclosure and negative pressure equipment. Air tests must also be carried out by an independent asbestos assessor.**
- **Signify respirator zones where the Control Limit is likely to be exceeded and ensure that all persons entering the zones wear appropriate RPE/PPE are trained in its use.**
- **Ensure that those persons employed in working on asbestos cement are suitably trained in the correct working practices, control methods and anticipation of risks.**
- **Keep the work area clean during the work and use methods that abate dust creation, avoid sweeping and brushing, which will make dust airborne.**
- **Dispose of asbestos cement waste safely as Asbestos Waste under the statutory consignment note procedures in accordance with the Health and Safety at Work (Asbestos) Regulations 2016.**
- **Avoid further disturbance of asbestos cement products wherever possible by relocating or re-routing facilities.**
- **Clearly identify and label any asbestos cement products.**



## **General Recommendations for Asbestos Insulation, Coatings or Insulating Board (AIB)**

**Where the materials are in safe condition and the risk of disturbance is small, they can be maintained on site. They should be identified with adequate warning signs and routinely inspected for damages. All asbestos materials should not be drilled, abraded or disturbed in any way.**

**All asbestos containing materials should be removed prior to any planned refurbishment or demolition works, where damage is likely to be sustained during the occupant's activities or where future decline is likely.**

**Work on any of these items may only be carried out by a specialist contractor licensed under the Health & Safety at Work Act 2016. The selected contractor is required to notify the WSNZ at least 5 days prior to commencement of the works, and to provide a written Method Statement as follows:**

- **Full explanation of the works to be carried out and its duration.**
- **Type, quantity and location of asbestos to be removed.**
- **Anticipated exposure levels and persons affected.**
- **Enclosure construction details, layout and location, signage and ventilation.**
- **Protections to be adopted to minimize exposure to lowest possible level and to control release of asbestos fibre beyond the work area.**
- **Validation for any withdrawal from preferred methods, e.g. where wet stripping cannot be used.**
- **Type, use and decontamination of RPE/PPE**
- **Waste removal and disposal procedures**
- **Training and instruction of employees**
- **Emergency procedures on site**

total risk score of between 0 and 12 is calculated using four categories that are evaluated by the surveyor against given values. The criteria and the respective values are as follows:

### **Product Type**

- 1 Asbestos reinforced composites such as plastics, resins, mastic, roofing felt, vinyl tiles, paints and decorative finishes, asbestos cement products.
- 2 Asbestos insulation board, mill boards, other low-density insulation boards, asbestos textiles, gaskets, ropes and woven textiles, asbestos paper and felt.
- 3 Thermal insulation (e.g. pipe and boiler lagging), sprayed asbestos, loose asbestos, asbestos mattresses and packing.

### **Condition/Extent of Damage**

- 0 Good condition, no visible damage.
- 1 Low damage, a few scratches or surface marks, broken edges on boards, tiles etc.
- 2 Medium damage, significant breakage of materials or several small areas where material has been damaged, revealing loose asbestos fibres.
- 3 High damage or delamination of materials, sprays and thermal insulation. Visible asbestos debris.

### **Surface Treatment**

- 0 Composite materials containing asbestos, such as reinforced plastics, resins, vinyl tiles.
- 1 Enclosed sprays and lagging, asbestos insulation board with exposed surface painted or encapsulated, asbestos cement products.
- 2 Unsealed asbestos insulation board or encapsulated lagging and sprays.
- 3 Unsealed lagging and sprays.

## Material Assessment Methods

## **Material Assessment Methods**

### **Asbestos Type**

- 1 Chrysotile (white) asbestos.
- 2 Amosite (brown) asbestos.
- 3 Crocidolite (blue) asbestos.

The algorithms shown against each situation are added together to give a total material risk score, for conciseness, the register we have prepared contains only the total risk score rather than the component scores.

The total score for each situation can be broadly classified using the following bands:

### **Material Risk Score**

0 - 3 Very Low Risk

4 - 6 Low Risk

7 – 9 Medium Risk

10 – 12 High Risk

It is likely that high risk items will be highlighted in the report text and that some immediate action will be required.

Other items may also be measured for consideration where the decision of the surveyor recommends this would be beneficial.

## Priority Assessment Formula

A priority risk score of between 0 and 12 is calculated using four categories that are evaluated by the duty holder.

Although a surveyor may have some of the information which will contribute to the risk assessment and may be part of an assessment team, the duty holder is required to make a risk assessment based on the survey findings and their detailed knowledge of the activities carried out within the premises. The criteria and the respective values are as follows:

### Normal occupant activity

Assessment factor	Score	Examples of score variables
Main type of activity in area	0	Rare disturbance activity (e.g. little used store room)
	1	Low disturbance activities (e.g. office type activity)
	2	Periodic disturbance (e.g. industrial or vehicular activity which may contact ACMs)
	3	High levels of disturbance, (e.g. fire door with asbestos insulating board)
Secondary activities for area	As above	

## Priority Assessment Formula

### Likelihood of disturbance

Assessment factor	Score	Examples of score variables
Location	0	Outdoors
	1	Large rooms or well-ventilated areas
	2	Rooms up to 100 m <sup>2</sup>
	3	Confined spaces
Accessibility	0	Usually inaccessible or unlikely to be disturbed
	1	Occasionally likely to be disturbed
	2	Easily disturbed
	3	Routinely disturbed
Extent/amount	0	Small amounts or items (e.g. strings, gaskets)
	1	<10 m <sup>2</sup> or <10 m
	2	10 m <sup>2</sup> to 50 m <sup>2</sup> or 10 m to 50 m
	3	>50 m <sup>2</sup> or >50 m

### Human exposure potential

Assessment factor	Score	Examples of score variables
Number of occupants	0	None
	1	1 to 3
	2	4 to 10
	3	>10
Frequency of use of area	0	Infrequent
	1	Monthly
	2	Weekly
	3	Daily
Average time area is in use	0	<1 hour
	1	1 to 3 hours
	2	3 to 6 hours
	3	>6 hours

## Priority Assessment Formula

### Maintenance activity

Assessment factor	Score	Examples of score variables
Type of maintenance activity	0	Minor disturbance (e.g. possibility of contact when gaining access)
	1	Low disturbance (e.g. changing light bulbs in asbestos insulating board ceiling)
	2	Medium disturbance (e.g. lifting one or two asbestos insulating board ceiling tiles to access a valve)
	3	High levels of disturbance (e.g. removing many asbestos insulating board ceiling tiles to replace a valve or for re-cabling)
Frequency of maintenance activity	0	ACM unlikely to be disturbed for maintenance
	1	≤1 per year
	2	>1 per year
	3	>1 per month

The score for each variable is determined by calculating the average score of the appropriate factors.

The algorithms shown against each section are added together to give a total priority risk score, for conciseness, the register we have prepared contains only the overall risk score rather than the component scores.

### Priority Risk Score

0 - 3 Very Low Risk

4 - 6 Low Risk

7 – 9 Medium Risk

10 – 12 High Risk

## Overall Hazard Risk Assessment Formulae

The material and priority assessment scores provide an overall hazard risk score for each situation which can be broadly classified using the following table:


		Material Assessment			
		10-12	7-9	5-6	1-4
Priority Assessment	10-12				
	7-9				
	4-6				
	0-3				

Key		
	High Risk	Total score = 19-24
	Medium Risk	Total score = 13-18
	Low Risk	Total score = 7-12
	Very Low Risk	Total score = 1-6




Specific Locations that have been Analysed for asbestos based material's or Presumed to Contain Asbestos Containing material's.


**ID: CARD NO:001**

<b>Photograph No.</b>	DSCN0359	
<b>Location/Area</b>	Roof-top, membrane. Section 1.	
<b>Sample No.</b>	Presumed the presence of ACM.	
<b>Laboratory Analysis Findings</b>	Sample not taken.	
<b>Quantity</b>	740.0m2	


**ID: CARD NO:002**

<b>Photograph No.</b>	DSCN0360	
<b>Location/Area</b>	Roof-top, electrical room. Roof tiles.	
<b>Sample No.</b>	Presumed the presence of ACM.	
<b>Laboratory Analysis Findings</b>	Management Survey Only.	
<b>Quantity</b>	9.0m2	


**ID: CARD NO:003**

<b>Photograph No.</b>	DSCN0361	
<b>Location/Area</b>	Upper window 1. Fascia Board.	
<b>Sample No.</b>	Presumed the presence of ACM.	
<b>Laboratory Analysis Findings</b>	Management Survey Only.	
<b>Quantity</b>	10.7m2	


**ID: CARD NO:004**

<b>Photograph No.</b>	DSCN0362	
<b>Location/Area</b>	Upper window 1. Roof membrane.	
<b>Sample No.</b>	Presumed the presence of ACM.	
<b>Laboratory Analysis Findings</b>	Sample not taken.	
<b>Quantity</b>	35.0m2	


**ID: CARD NO:005**

<b>Photograph No.</b>	DSCN0363	
<b>Location/Area</b>	Upper window 1. Soffit Lining.	
<b>Sample No.</b>	Presumed the presence of ACM.	
<b>Laboratory Analysis Findings</b>	Management Survey Only.	
<b>Quantity</b>	8.12m2	


**ID: CARD NO:006**

Photograph No.	DSCN0364	
Location/Area	East saw tooth, tiled roof lining.	
Sample No.	001.	
Laboratory Analysis Findings	Chrysotile (White Asbestos) Amosite (Brown Asbestos)	
Quantity	102.6m2	


**ID: CARD NO:007**

Photograph No.	DSCN0365	
Location/Area	East saw tooth, fascia board lining.	
Sample No.	Presumed the presence of ACM.	
Laboratory Analysis Findings	Management Survey Only.	
Quantity	30.3m2	


**ID: CARD NO:008**

Photograph No.	DSCN0366	
Location/Area	Upper window 2. Roof membrane.	
Sample No.	Presumed the presence of ACM.	
Laboratory Analysis Findings	Sample not taken.	
Quantity	78.0m2	


**ID: CARD NO:009**

Photograph No.	DSCN0367	
Location/Area	Upper window 2. Fascia Board.	
Sample No.	Presumed the presence of ACM.	
Laboratory Analysis Findings	Management Survey Only.	
Quantity	47.5m2	

**ID: CARD NO:010**

Photograph No.	DSCN0368	
Location/Area	Upper window 2. Soffit Lining.	
Sample No.	Presumed the presence of ACM.	
Laboratory Analysis Findings	Management Survey Only.	
Quantity	7.15m2	

**ID: CARD NO:011**

Photograph No.	DSCN0369	
Location/Area	Roof top garden void, tiled walls.	
Sample No.	Presumed the presence of ACM.	
Laboratory Analysis Findings	Management Survey Only.	
Quantity	13.9m2	

**ID: CARD NO:012**

Photograph No.	DSCN0370
Location/Area	Upper window 3. Roof membrane.
Sample No.	Presumed the presence of ACM.
Laboratory Analysis Findings	Sample not taken.
Quantity	84.0m2

**ID: CARD NO:013**

Photograph No.	DSCN0371
Location/Area	Upper window 3. Fascia Board.
Sample No.	Presumed the presence of ACM.
Laboratory Analysis Findings	Management Survey Only.
Quantity	30.0m2

**ID: CARD NO:014**

Photograph No.	DSCN0372
Location/Area	Upper window 3. Soffit Lining.
Sample No.	Presumed the presence of ACM.
Laboratory Analysis Findings	Management Survey Only.
Quantity	30.0m2

**ID: CARD NO:015**

Photograph No.	DSCN0373
Location/Area	Roof top section 1, flue pipe.
Sample No.	Presumed the presence of ACM.
Laboratory Analysis Findings	Management Survey Only.
Quantity	.600 diameter pipe, (metal cased).

**ID: CARD NO:016**

Photograph No.	DSCN0374
Location/Area	East saw tooth, flue 1 pipe.
Sample No.	Presumed the presence of ACM.
Laboratory Analysis Findings	Management Survey Only.
Quantity	.600 diameter pipe, (metal cased).

**ID: CARD NO:017**


Photograph No.	DSCN0375
Location/Area	East saw tooth, flue 1 pipe.
Sample No.	Presumed the presence of ACM.
Laboratory Analysis Findings	Management Survey Only.
Quantity	.300 diameter pipe, (metal cased).

**ID: CARD NO:018**


Photograph No.	DSCN0376
Location/Area	Upper window 4. tiled roof lining.
Sample No.	Presumed the presence of ACM.
Laboratory Analysis Findings	Management Survey Only.
Quantity	8.0m2




**ID: CARD NO:019**

Photograph No.	DSCN0377	
Location/Area	Upper window 4. Fascia Board.	
Sample No.	Presumed the presence of ACM.	
Laboratory Analysis Findings	Management Survey Only.	
Quantity	1.5m2	


**ID: CARD NO:020**

Photograph No.	DSCN0378	
Location/Area	West saw tooth, tiled roof lining.	
Sample No.	002.	
Laboratory Analysis Findings	Chrysotile (White Asbestos) Amosite (Brown Asbestos)	
Quantity	102.6m2	


**ID: CARD NO:021**

Photograph No.	DSCN0379	
Location/Area	West saw tooth, fascia board lining.	
Sample No.	Presumed the presence of ACM.	
Laboratory Analysis Findings	Management Survey Only.	
Quantity	16.82m2	


**ID: CARD NO:022**

Photograph No.	DSCN0380	
Location/Area	Exterior: tiled wall lining.	
Sample No.	Presumed the presence of ACM.	
Laboratory Analysis Findings	Management Survey Only.	
Quantity	240.0m2	

**ID: CARD NO:023**

Photograph No.	DSCN0381	
Location/Area	Exterior: upper soffit lining.	
Sample No.	Presumed the presence of ACM.	
Laboratory Analysis Findings	Management Survey Only.	
Quantity	21.85m2	

**ID: CARD NO:024**

Photograph No.	DSCN0382	
Location/Area	Exterior: lower soffit lining.	
Sample No.	Presumed the presence of ACM.	
Laboratory Analysis Findings	Management Survey Only.	
Quantity	74.3m2	

**ID: CARD NO:025**

Photograph No.	DSCN0383
Location/Area	Eastern: Rear canopy.
Sample No.	Presumed the presence of ACM.
Laboratory Analysis Findings	Management Survey Only.
Quantity	18.96m2

**ID: CARD NO:026**

Photograph No.	DSCN0384
Location/Area	Exterior: Textured board.
Sample No.	Presumed the presence of ACM.
Laboratory Analysis Findings	Management Survey Only.
Quantity	201.6m2

**ID: CARD NO:027**

Photograph No.	DSCN0385
Location/Area	Northern elevation. Gable ends.
Sample No.	Presumed the presence of ACM.
Laboratory Analysis Findings	Management Survey Only.
Quantity	18.2m2

**ID: CARD NO:028**

Photograph No.	DSCN0386
Location/Area	External Entry: Wall panels.
Sample No.	Presumed the presence of ACM.
Laboratory Analysis Findings	Management Survey Only.
Quantity	12.5m2

**ID: CARD NO:029**

Photograph No.	DSCN0387
Location/Area	Exterior perimeter. Window compound.
Sample No.	Presumed the presence of ACM.
Laboratory Analysis Findings	Management Survey Only.
Quantity	164 L/ms.







## Inspection Personnel

### Taihape Hospital, Maternity Block. Exterior Locations

Date	Name	Company Name	Competency Attained	License No	Expiry Date	Phone Number	Email Address
16 <sup>th</sup> March 2018	Haretini Wakefield	Asbestos Inspection Services Limited	Licensed Asbestos Assessor	AA18020017	09 <sup>th</sup> of February 2023	+24 22 3234534	<a href="mailto:Haretini.wakefield@aisl.co.nz">Haretini.wakefield@aisl.co.nz</a>
16 <sup>th</sup> March 2018	Ali Lind	Asbestos Inspection Services Limited	Licensed Asbestos Assessor	AA17090140	05 <sup>th</sup> of September 2022	+24 27 8565624	<a href="mailto:Ali.lind@aisl.co.nz">Ali.lind@aisl.co.nz</a>
16 <sup>th</sup> March 2018	Bruce Wakefield	Asbestos Inspection Services Limited	Licensed Asbestos Assessor	AA16090111	05 <sup>th</sup> of September 2021	+64 27 7655123	<a href="mailto:Bruce.wakefield@aisl.co.nz">Bruce.wakefield@aisl.co.nz</a>



## Survey Record Sheet

Ref: WDHB

Site Address: Taihape Hospital, Taihape.

Date: 16/03/2018

Survey Type:

Management Survey

ID Card No	Photo No	Location/Area Description	Sample Ref /Presumed	Quantity	Product Description	Asbestos Type	Product Type	Condition	Surface Treatment	Asbestos Type	Material Risk Score	Normal Occupant Activity	Likelihood of Disturbance	Human Exposure Potential	Maintenance Activity	Priority Risk Score	Overall Risk Score	Action	
001	DSCN0359	Roof top membrane section 1	Presumed	740.0m2	Waterproofing	Roofing product	1	0	0	1	0	0	0	0	0	0	0	Very low risk	Complete a Risk Assessment.
002	DSCN0360	Roof top Electrical room	Presumed	9.00m2	Roof tiles	Composite Product	1	0	0	1	0	0	0	0	0	0	0	Very low risk	Complete a Risk Assessment.
003	DSCN0361	Roof top Upper window 1	Presumed	10.70m2	Fascia Board	Compressed Board	1	0	0	1	0	0	0	0	0	0	0	Very low risk	Complete a Risk Assessment.
004	DSCN0362	Roof top Upper window 1 membrane	Presumed	35.00m2	Waterproofing	Roofing product	1	0	0	1	0	0	0	0	0	0	0	Very low risk	Complete a Risk Assessment.
005	DSCN0363	Roof top Upper window 1	Presumed	8.12m2	Soffit lining board	Compressed Board	1	0	0	1	0	0	0	0	0	0	0	Very low risk	Complete a Risk Assessment.
006	DSCN0364	East saw tooth tiled roof lining	001	102.60m2	Roof tiles	Composite Product	1	2	2	1	7	1	0	2	2	7	7	Medium risk	Chrysotile (White Asbestos) Amosite (Brown Asbestos)
007	DSCN0365	East saw tooth lining	Presumed	30.30m2	Fascia Board	Compressed Board	1	0	0	1	0	0	0	0	0	0	0	Very low risk	Complete a Risk Assessment.
008	DSCN0366	Roof top Upper window 2 membrane	Presumed	78.00m2	Waterproofing	Roofing product	1	0	0	1	0	0	0	0	0	0	0	Very low risk	Complete a Risk Assessment.
009	DSCN0367	Roof top Upper window 2	Presumed	47.5m2	Fascia Board	Compressed Board	1	0	0	1	0	0	0	0	0	0	0	Very low risk	Complete a Risk Assessment.
010	DSCN0368	Roof top Upper window 2	Presumed	7.15m2	Soffit lining board	Compressed Board	1	0	0	1	0	0	0	0	0	0	0	Very low risk	Complete a Risk Assessment.





## Survey Record Sheet

Ref: WDHB

Site Address: Taihape Hospital, Taihape.

Date: 16/03/2018

Survey Type:

Management Survey

ID Card No	Photo No	Location/Area Description	Sample Ref /Presumed	Quantity	Product Description	Asbestos Type	Product Type	Condition	Surface Treatment	Asbestos Type	Material Risk Score	Normal Occupant Activity	Likelihood of Disturbance	Human Exposure Potential	Maintenance Activity	Priority Risk Score	Overall Risk Score	Action	
011	DSCN0369	Roof top Garden Void Tiled wall lining	Presumed	13.90m2	Roof tiles	Composite Product	1	0	0	1	0	0	0	0	0	0	0	Very low risk	Complete a Risk Assessment.
012	DSCN0370	Roof top Upper window 3 membrane	Presumed	84.0m2	Waterproofing	Roofing product	1	0	0	1	0	0	0	0	0	0	0	Very low risk	Complete a Risk Assessment.
013	DSCN0371	Roof top Upper window 3	Presumed	30.0m2	Fascia Board	Compressed Board	1	0	0	1	0	0	0	0	0	0	0	Very low risk	Complete a Risk Assessment.
014	DSCN0372	Roof top Upper window 3	Presumed	30.0m2	Soffit lining board	Compressed Board	1	0	0	1	0	0	0	0	0	0	0	Very low risk	Complete a Risk Assessment.
015	DSCN0373	Roof top section 1, Metal casing flue	Presumed	.600mm $\phi$	Service pipe	Possible ACM Inner	1	0	0	1	0	0	0	0	0	0	0	Very low risk	Complete a Risk Assessment.
016	DSCN0374	East saw tooth pipe 1 Metal casing flue	Presumed	.600mm $\phi$	Service pipe	Possible ACM Inner	1	0	0	1	0	0	0	0	0	0	0	Very low risk	Complete a Risk Assessment.
017	DSCN0375	East saw tooth pipe 2 Metal casing flue	Presumed	.300mm $\phi$	Service pipe	Possible ACM Inner	1	0	0	1	0	0	0	0	0	0	0	Very low risk	Complete a Risk Assessment.
018	DSCN0376	Upper window 4, tiled roof lining	Presumed	8.00m2	Roof tiles	Composite Product	1	0	0	1	0	0	0	0	0	0	0	Very low risk	Complete a Risk Assessment.
019	DSCN0377	Roof top Upper window 4	Presumed	1.5m2	Fascia Board	Compressed Board	1	0	0	1	0	0	0	0	0	0	0	Very low risk	Complete a Risk Assessment.
020	DSCN0378	West saw tooth tiled roof lining	002	102.60m2	Roof tiles	Composite Product	1	2	2	1	7	1	0	2	2	7	7	Medium risk	Chrysotile (White Asbestos) Amosite (Brown Asbestos)



## Survey Record Sheet

Ref: WDHB

Site Address: Taihape Hospital, Taihape.

Date: 16/03/2018

SurveyType:

Management Survey

ID Card No	Photo No	Location/Area Description	Sample Ref /Presumed	Quantity	Product Description	Asbestos Type	Product Type	Condition	Surface Treatment	Asbestos Type	Material Risk Score	Normal Occupant Activity	Likelihood of Disturbance	Human Exposure Potential	Maintenance Activity	Priority Risk Score	Overall Risk Score	Action	
021	DSCN0379	West saw tooth lining	Presumed	16.82m2	Fascia Board	Compressed Board	1	0	0	1	0	0	0	0	0	0	0	Very low risk	Complete a Risk Assessment.
022	DSCN0380	Exterior: tiled wall lining	Presumed	240.0m2	Wall tiles	Composite Product	1	0	0	1	0	0	0	0	0	0	0	Very low risk	Complete a Risk Assessment.
023	DSCN0381	Exterior: Upper soffit lining	Presumed	21.85m2	Soffit lining board	Compressed Board	1	0	0	1	0	0	0	0	0	0	0	Very low risk	Complete a Risk Assessment.
024	DSCN0382	Exterior: Lower soffit lining	Presumed	74.30m2	Soffit lining board	Compressed Board	1	0	0	1	0	0	0	0	0	0	0	Very low risk	Complete a Risk Assessment.
025	DSCN0383	Rear canopy lining	Presumed	18.96m2	Canopy lining board	Compressed Board	1	0	0	1	0	0	0	0	0	0	0	Very low risk	Complete a Risk Assessment.
026	DSCN0384	Exterior: textured lining board	Presumed	201.60m2	Textured lining board	Compressed Board	1	0	0	1	0	0	0	0	0	0	0	Very low risk	Complete a Risk Assessment.
027	DSCN0385	Northern elevation, Gable end	Presumed	18.20m2	Gable lining board	Compressed Board	1	0	0	1	0	0	0	0	0	0	0	Very low risk	Complete a Risk Assessment.
028	DSCN0386	Entry: Wall panels	Presumed	12.50m2	Wall lining board	Compressed Board	1	0	0	1	0	0	0	0	0	0	0	Very low risk	Complete a Risk Assessment.
029	DSCN0387	Exterior perimeter, Window compound	Presumed	164.0 L/m	Putty compound	Jointing compound	1	0	0	1	0	0	0	0	0	0	0	Very low risk	Complete a Risk Assessment.