WEST ELEVATION

Date of Decision
RNCC/2006/1730/1
04 FEB 2014
AUCKLAND COUNCIL
APPROVED PLANS

PAUL BROWN& ARCHITECTS

paul brown architects limited, po box 105092, auckland, new zealand
p+64 9 373 5115, f+64 9 373 5114, office@paulbrownarchitects.co.nz

D	[illegible]	[illegible]
C	[illegible]	[illegible]
B	[illegible]	[illegible]
A	[illegible]	[illegible]

consultants

project title

ELLIOTT TOWER
AUCKLAND CITY
AUCKLAND

drawn title

PERSPECTIVE
WEST ELEVATION

INFORMATION

scale A1 1:5
A3 [illegible]

drawn [illegible] checked [illegible]

dwg no. 436-SK-010 revision D

The contractor is to verify all dimensions, errors and discrepancies & confirm all joins, tolerances or structural heights

© The copyright of these drawings remains the property of Paul Brown Architects Limited

EASTERN ELEVATION

Date of Decision
R/LCC/2006/7730/1
04 FEB 2014
AUCKLAND COUNCIL
APPROVED PLANS

PAUL BROWN& ARCHITECTS

paul brown architects limited, po box 105-032, auckland, new zealand
p+64 9 373 5115, f+64 9 373 5116, office@paulbrownarchitects.co.nz

D	[illegible]	[illegible]
C	[illegible]	[illegible]
B	[illegible]	[illegible]
A	[illegible]	[illegible]

consultants
structural engineer
electrical engineer
mechanical engineer
hydraulic engineer
fire engineer
[illegible]

project title

ELLIOTT TOWER
AUCKLAND CITY
AUCKLAND

sheet title
PERSPECTIVE
EASTERN ELEVATION

INFORMATION

scale A1 1:5
A3 [illegible]

drawn [illegible] drawn DB

dwg no **436-SK-011** rev **D**

the contractor is to verify all dimensions, levels, site measurements & conditions etc before fabrication or construction begins

© The copyright of these drawings remains the property of Paul Brown Architects Limited

NORTHERN ELEVATION

Date of Decision
RMJ/CC/2006/1730/3
04 FEB 2014
AUCKLAND COUNCIL
APPROVED PLANS

PAUL BROWN& ARCHITECTS
paul brown architects limited, po box 105092, auckland, new zealand
p+64 9 373 5135, f+64 9 373 5116, office@paulbrown-architects.co.nz

D	[illegible]	[illegible]
C	[illegible]	[illegible]
B	[illegible]	[illegible]
A	[illegible]	[illegible]
Revision		Date

consultants
[illegible]

project title
ELLIOTT TOWER
AUCKLAND CITY
AUCKLAND

sheet title
PERSPECTIVE
NORTHERN ELEVATION

INFORMATION

scale at 1:5
@ 1:25

drawn PBA | drawn CAD

drg. no **436-SK-012** | revision **D**

The contractor is to verify all dimensions, angles, site measurements & conditions on before fabrication or construction begins

© The copyright of these drawings remains the property of Clark Brown Architects Limited

VIEW FROM CORNER OF ELLIOT & VICTORIA ST.

Date of Decision
R/VCC/2006/7730/1
04 FEB 2014
AUCKLAND COUNCIL
APPROVED PLANS

PAUL BROWN& ARCHITECTS
paul brown architects limited, po box 105012, auckland, new zealand
p+64 9 373 5115, f+64 9 373 5116, office@paulbrownarchitects.co.nz

C
B
A

consultants
structural engineer
mechanical engineer
electrical engineer
fire engineer
acoustic consultant
quantity surveyor
other reports

project title
ELLIOTT TOWER
AUCKLAND CITY
AUCKLAND

sheet title
PERSPECTIVE
VIEW FROM CORNER
OF ELLIOT & VICTORIA ST

INFORMATION

scale A1 1:5
A3 1:10

drawn
checked

drg no
436-SK-015

revision
C

© The copyright of these drawings remains the property of Paul Brown Architects Limited

VIEW FROM NORTH ON ALBERT ST.

Date of Decision
R/VCC/2006/7750/1
04 FEB 2014
AUCKLAND COUNCIL
APPROVED PLANS

PAUL BROWN& ARCHITECTS

paul brown architects limited, po box 105072, auckland, new zealand
p+64 9 373 5115, f+64 9 373 5116, office@paulbrownarchitects.com

B	INFORMATION ISSUE	20/12/13
C	INFORMATION ISSUE	13/08/13
B	INFORMATION ISSUE	21/08/13
A	INFORMATION ISSUE	23/08/13

Amendment Date

consultants :
structural engineer
electrical engineer
mechanical engineer
hydraulic engineer
fire engineer
building services
building surveyor
interior designer

project title

ELLIOTT TOWER
AUCKLAND CITY
AUCKLAND

drawn title

PERSPECTIVE
VIEW FROM NORTH ON ALBERT ST

INFORMATION

scale at A1 1:5
A3 1:10

drawn by RGB drawn CAD

dwg no. **436-SK-016** revision **D**

the contractor is to verify all dimensions, angles, site measurements & conditions on before fabrication or construction begins

© The copyright of these drawings remains the property of Clark Brown Architects Limited

VIEW FROM DARBY & QUEEN ST.

Date of Decision
RVCC/2006/7730/1
04 FEB 2014
AUCKLAND COUNCIL
APPROVED PLANS

PAUL BROWN & ARCHITECTS

paul brown architects limited, po box 120092, auckland, new zealand
p+64 9 373 5115, f+64 9 373 5114, office@paulbrownarchitects.co.nz

C	INFORMATION ISSUE	28/09/13
B	INFORMATION ISSUE	21/08/13
A	INFORMATION ISSUE	23/08/13
description		date

consultants
structural engineer
mechanical engineer
hydraulic engineer
fire engineer
electrical engineer
landscape architect
quantity surveyor

project title

ELLIOTT TOWER
AUCKLAND CITY
AUCKLAND

sheet title
PERSPECTIVE
VIEW FROM DARBY & QUEEN ST.

INFORMATION

scale A1 1:5
A3 1:10

designed RGH | drawn GAS

dwg no. **436-SK-018** | revision **C**

The contractor is to verify all dimensions, angles, site measurements & conditions prior to fabrication or construction begins

© The copyright of these drawings remains the property of Clark Brown Architects Limited

VIEW OF CORNER OF ALBERT & VICTORIA ST.

Date of Decision
B/VCC/2006/7730/1
04 FEB 2014
AUCKLAND COUNCIL
APPROVED PLANS

PAUL BROWN& ARCHITECTS
paul brown architects limited, po box 105032, auckland, new zealand
p+64 9 373 5133, f+64 9 373 5114, office@paulbrownarchitects.co.nz

project title
ELLIOTT TOWER
AUCKLAND CITY
AUCKLAND

sheet title
PERSPECTIVE
VIEW OF CORNER OF
ALBERT & VICTORIA ST

INFORMATION

scale A1 1:5
A3 1:10

drawn PBA | drawn CAB

dwg no 436-SK-019 | revision D

The copyright of these drawings remains the property of Clark Brown Architects Limited

ENTRY AT CORNER OF ELLIOTT & VICTORIA ST.

Date of Decision
R/NCC/2006/1730/1
04 FEB 2014
AUCKLAND COUNCIL
APPROVED PLANS

PAUL BROWN & ARCHITECTS
paul brown architects limited, po box 105032, auckland, new zealand
p+64 9 373 5115 f+64 9 373 5116, office@paulbrownarchitects.co.nz

C	[illegible]	[illegible]
B	[illegible]	[illegible]
A	[illegible]	[illegible]
Revision		Date

project title

ELLIOTT TOWER
AUCKLAND CITY
AUCKLAND

sheet title
PERSPECTIVE
ENTRY AT CORNER OF
ELLIOTT & VICTORIA ST

INFORMATION

scale A1 1:5
A3 1:10

drawn PBA | checked CAB

drawing no **436-SK-020** | revision **C**

The contractor is to verify all dimensions, errors, site measurements & conditions on site before fabrication or construction begins.

© The copyright of these drawings remains the property of Paul Brown Architects Limited

THROUGH SITE LINK FROM ELLIOTT ST.

Date of Decision
R/NCC/2006/7730/1
04 FEB 2014
AUCKLAND COUNCIL
APPROVED PLANS

PAUL BROWN& ARCHITECTS
paul brown architects limited, po box 105292, auckland, new zealand
p+64 9 373 5115, f+64 9 373 5116, office@paulbrownarchitects.co.nz

C	INFORMATION ISSUE	28/10/13
B	INFORMATION ISSUE	01/08/13
A	INFORMATION ISSUE	31/05/13
Revision		Date

consultants
structural engineer
electrical engineer
mechanical engineer
fire engineer
hydraulic engineer
acoustic consultant
quantity surveyor
heritage consultant

project title
ELLIOTT TOWER
AUCKLAND CITY
AUCKLAND

sheet title
PERSPECTIVE
THROUGH SITE LINK
FROM ELLIOTT ST

INFORMATION

scale A1 1:5
A3 1:10
drawn PB
checked DB

dwg no. **436-SK-021**
revision **C**

The contractor is to verify all dimensions, report all discrepancies & conditions on site before fabrication or construction begins
© The copyright of these drawings remains the property of Clark Brown Architects Limited

ELLIOT STREET PODIUM

Date of Decision
R/VCC/2006/7730/1
04 FEB 2014
AUCKLAND COUNCIL
APPROVED PLANS

PAUL BROWN& ARCHITECTS
paul brown architects limited, po box 105092, auckland, new zealand
p+64 9 373 5115, f+64 9 373 5116, office@paulbrownarchitects.co.nz

Drawings	Date
A Architectural Issue	28/06/13

project title

ELLIOTT TOWER
AUCKLAND CITY
AUCKLAND

sheet title
PERSPECTIVE
ELLIOT STREET PODIUM

INFORMATION

scale A1 1:5
A3 1:10
drawn CB

dwg no. **436-SK-027**
revision **A**

The contractor is to verify all dimensions, angles, site measurements & conditions prior to fabrication or construction begins
© The copyright of these drawings remains the property of Clark Brown Architects Limited



Date of Decision
B/VCC/2006/77304
04 FEB 2014
AUCKLAND COUNCIL
APPROVED PLANS

PAUL
BROWN&
ARCHITECTS
paul brown architects limited, po box 105042, auckland, new zealand
p+64 9 373 5115, f+64 9 373 5116, office@paulbrownarchitects.co.nz

revision	date
A INFORMATION ISSUE	06/01/14

project title

ELLIOTT TOWER
AUCKLAND CITY
AUCKLAND

sheet title
PERSPECTIVE
EXTERIOR ENTRY

INFORMATION

scale A1 1:5
A3 1:10

drawn KSA | drawn CAD

dwg no. 436-SK-028 | revision A

the contractor is to verify all dimensions, angles, site measurements & conditions etc before fabrication or construction begins.

© The copyright of these drawings remains the property of Paul Brown Architects Limited

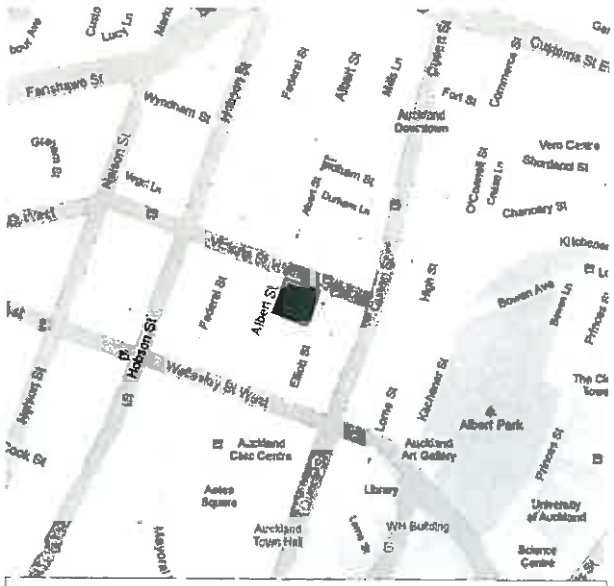

LOCATION MAP
ADDRESS: AUCKLAND CITY

PROJECT SUMMARY	
	AREA m2
SITE AREA	4417
BASEMENTS - 6 LEVELS	18748
PODIUM - 10 LEVELS	37500
TOWERS - 42 LEVELS	38829
TOTAL	95077
	AREA m2
RETAIL AREA	13251
HOTEL AREA	44520
CINEMA AREA	2387
BOARDROOM & CONFERENCE AREA	3905
	No
NUMBER OF LEVELS	58
CARPARKS	300
HOTEL ROOMS	266
APARTMENTS	36
	HEIGHT m
MAX. BUILDING HEIGHT	RL 234.25m
HEIGHT ABOVE ELLIOTT	220.25m
HEIGHT ABOVE LOWEST BASEMENT	240.25m

Date of Decision
RMCC 12006/ 77301
04 FEB 2014
AUCKLAND COUNCIL
APPROVED PLANS

ELLIOTT TOWER

NEW BUILDING :
ELLIOTT TOWER
ELLIOTT STREET / ALBERT STREET / VICTORIA STREET AUCKLAND CITY
LEGAL DESCRIPTION:

RESOURCE CONSENT ISSUE
JANUARY 2014

PAUL BROWN& ARCHITECTS

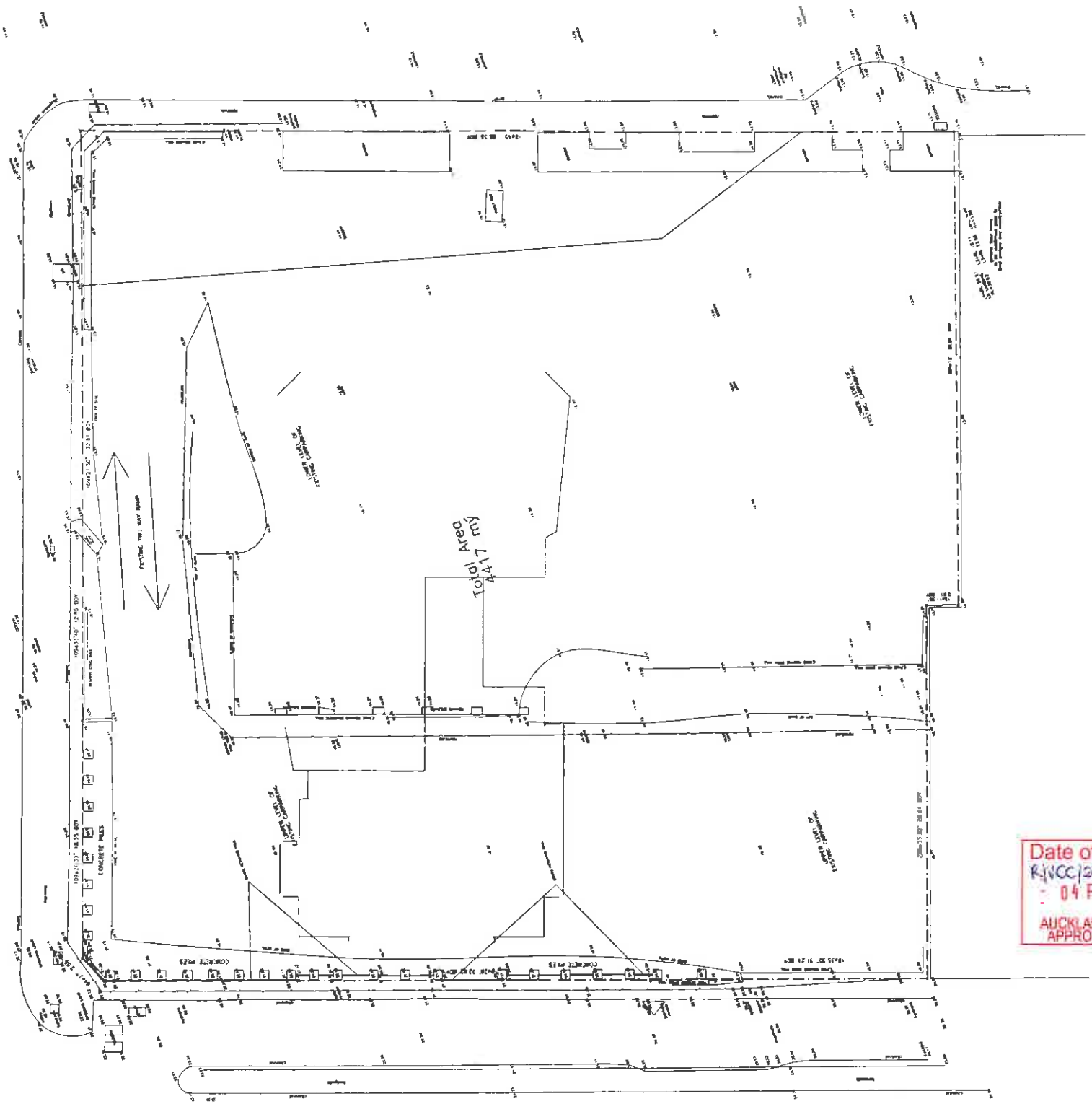

Date of Decision
RMC/2006/1736/1
04 FEB 2014
AUCKLAND COUNCIL
APPROVED PLANS

PAUL BROWN& ARCHITECTS
paul brown architects limited, po box 105292, auckland, new zealand
p+64 9 373 5115, f+64 9 373 5116, office@paulbrownarchitects.co.nz

H	RESOURCE CONSENT ISSUE	21/01/14
G	RESOURCE CONSENT ISSUE	20/08/13
F	INFORMATION ISSUE	27/08/13
E	LBP ISSUE	20/06/13
D	INFORMATION ISSUE	08/04/13
C	RESOURCE CONSENT ISSUE	19/07/13
B	INFORMATION ISSUE	16/12/12
A	INFORMATION ISSUE	23/11/12

Revision Date

consultants .
structure engineer
electrical engineer
mechanical engineer
hydraulic engineer
fire engineer
acoustic consultant
quantity surveyor
civil engineer

project title

ELLIOTT TOWER
AUCKLAND CITY
AUCKLAND

sheet title
SITE SURVEY PLAN

RESOURCE CONSENT

scale A1 1:150
A3 1:300

design CDH drawn LAO

dwg no. 436-RC-101 revision H

© The copyright of these drawings remains the property of Clark Brown Architects Limited

BASEMENT LEVEL B6	
	AREA m2
CARPARK	1108
RETAINING ZONE	153
FOOTPRINT TOTAL	1261

CARPARKING	
	No
CARPARKS TOTAL	38

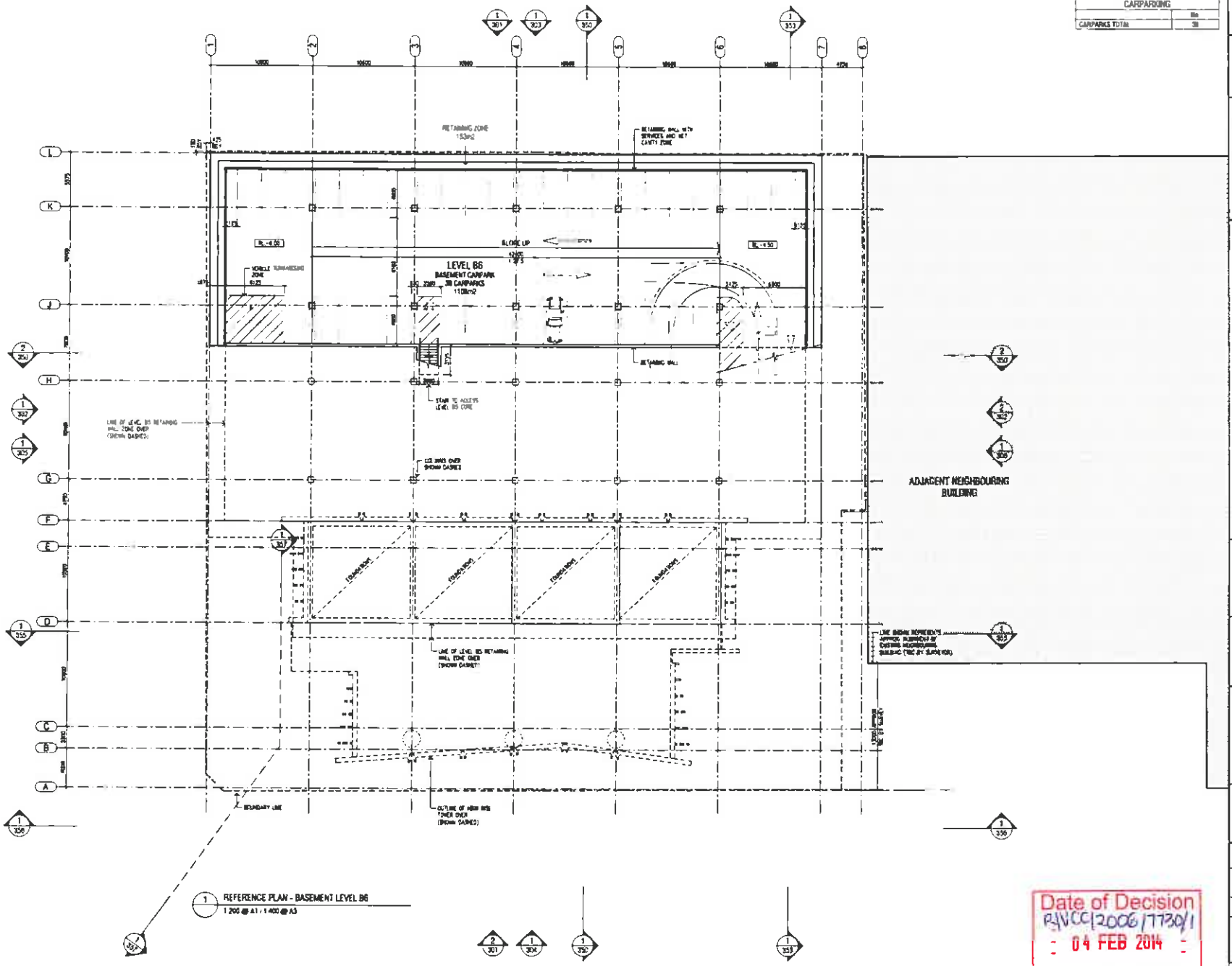

1 REFERENCE PLAN - BASEMENT LEVEL B6
1:200 @ A1 / 1:400 @ A3

Date of Decision
RMC/2006/7730/1
04 FEB 2014
AUCKLAND COUNCIL
APPROVED PLANS

PAUL BROWN & ARCHITECTS

Revision		Date
C	RESOURCE CONSENT ISSUE	31/01/14
B	RESOURCE CONSENT ISSUE	20/08/13
A	INFORMATION ISSUE	30/08/13

project title
ELLIOTT TOWER
AUCKLAND CITY
AUCKLAND

sheet title
REFERENCE PLAN
BASEMENT LEVEL B6

RESOURCE CONSENT

scale A1 1:200
A3 1:400

drawn CBB drawn CAD

dwg no. 436-RC-199 revision C

© The copyright of these drawings remains The property of Clark Brown Architects Limited

BASEMENT LEVEL B5	AREA m2
RETAIL STORE	94
HOTEL STORE 1	82
HOTEL STORE 2	87
HOTEL SUBTOTAL	169
SERVICE AREAS	
LIFT L D1-L D4	35
LIFT L D5-L D8	32
LIFT L D9, L10	19
HOTEL LIFT LOBBY	46
RETAIL LIFT LOBBY	30
STAIR S.D3	21
STAIR S.D4	24
EGRESS CORRIDOR	21
SERVICE AREA SUBTOTAL	228
CARPARK	2201
RETAINING ZONE	337
FOOTPRINT TOTAL	2988

CARPARKING	
	No.
CARPARKS TOTAL	76

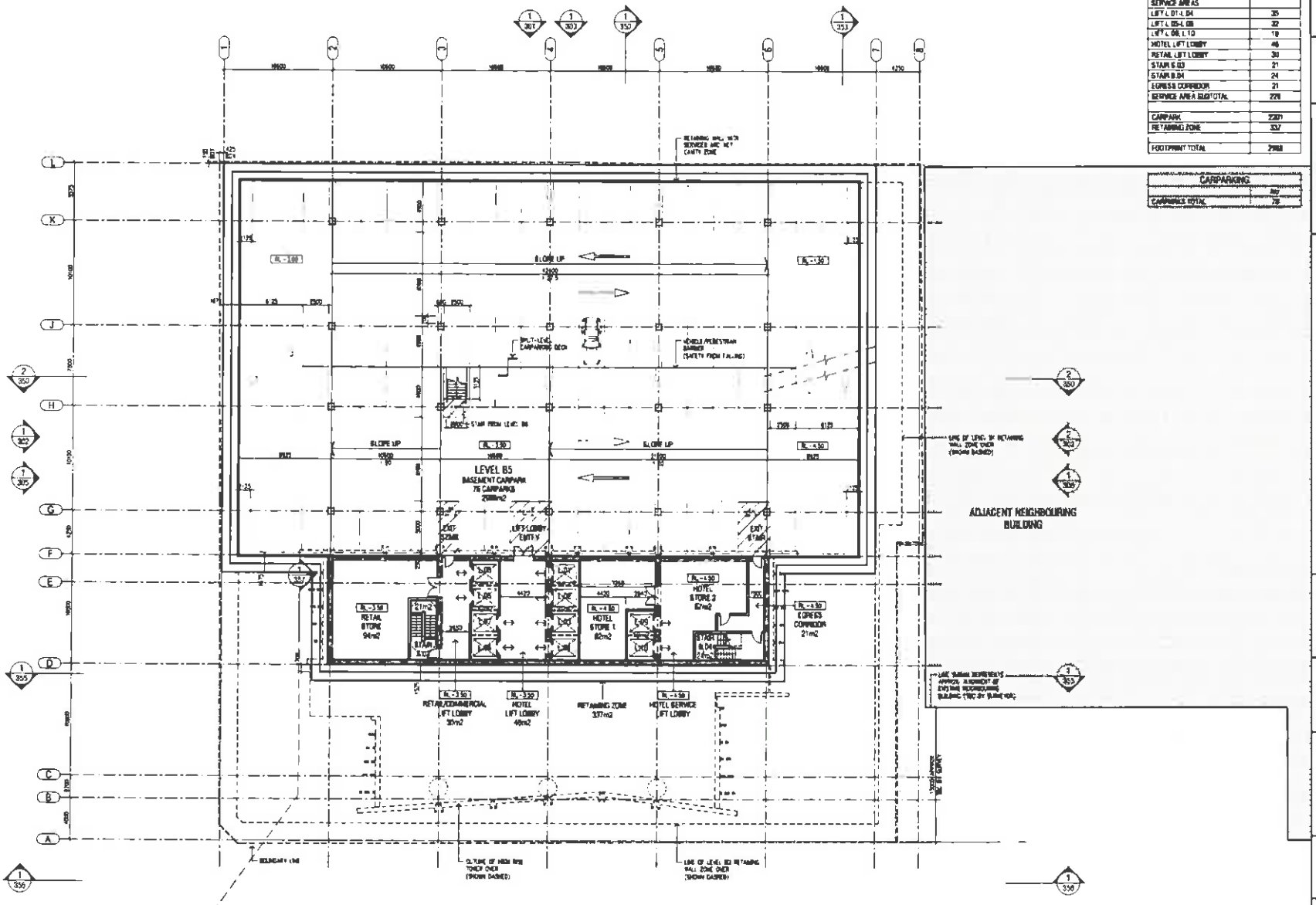

1 REFERENCE PLAN - BASEMENT LEVEL B5
1:200 @ A1 / 1:400 @ A3

Date of Decision
R/LUC/2006/7730/1
04 FEB 2014
AUCKLAND COUNCIL
APPROVED PLANS

PAUL BROWN & ARCHITECTS

L	RESOURCE CONSENT ISSUE	31/01/14
K	RESOURCE CONSENT ISSUE	20/12/13
J	INFORMATION ISSUE	20/08/13
I	INFORMATION ISSUE	27/08/13
H	INFORMATION ISSUE	21/08/13
G	ARP ISSUE	05/08/13
F	INFORMATION ISSUE	16/05/13
E	INFORMATION ISSUE	09/04/13
Revision		Date

consultants
structural engineer
services engineer
mechanical engineer
hydraulic engineer
fire engineer
quantity surveyor
quantity surveyor
interior designer

project title
ELLIOTT TOWER
AUCKLAND CITY
AUCKLAND

sheet title
REFERENCE PLAN
BASEMENT LEVEL B5

RESOURCE CONSENT

scale A1 1:200
A3 1:400

drawn CM | drawn CAD

dwg no. 436-RC-200 | revision L

© The copyright of these drawings remains the property of Clark Brown Architects Limited

BASEMENT LEVEL B4	
	AREA m2
RETAIL STORE	64
HOTEL STORE 1	62
HOTEL STORE 2	67
HOTEL SUBTOTAL	129
SERVICE AREAS	
LIFT L 01 L 04	35
LIFT L 05-L 08	32
LIFT L 09 L 10	19
HOTEL LIFT LOBBY	46
RETAIL LIFT LOBBY	30
STAIR S 03	21
STAIR S 04	24
EGRESS CORRIDOR	21
SERVICE AREA SUBTOTAL	228
CARPARK	2201
RETAINING ZONE	337
FOOTPRINT TOTAL	2968

CARPARKING	
CARPARKS TOTAL	77

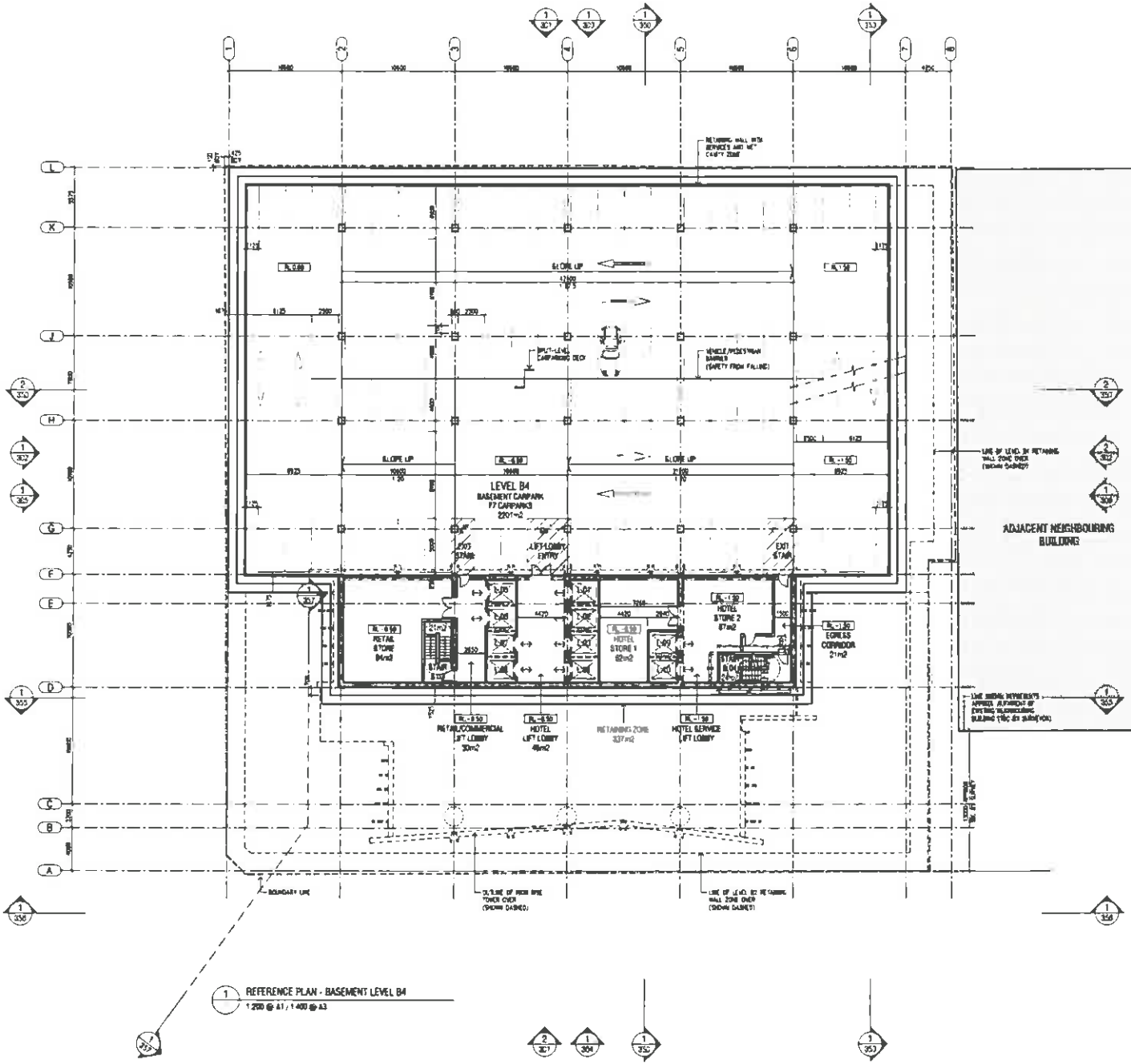

1 REFERENCE PLAN - BASEMENT LEVEL B4
1:200 @ A1 / 1:400 @ A3

Date of Decision
RMCC/2006/1720/1
04 FEB 2014
AUCKLAND COUNCIL
APPROVED PLANS

PAUL BROWN & ARCHITECTS

D	RESOURCE CONSENT ISSUE	21/04/14
C	RESOURCE CONSENT ISSUE	05/08/13
B	INFORMATION ISSUE	30/05/13
A	INFORMATION ISSUE	27/05/13
E	INFORMATION ISSUE	31/05/13
d	CDP ISSUE	30/04/13
c	INFORMATION ISSUE	19/04/13
b	INFORMATION ISSUE	08/04/13
Revision		Date

consultants:
structural engineer
electrical engineer
mechanical engineer
hydraulic engineer
fire engineer
acoustic consultant
quantity surveyor
interior designer

project title
ELLIOTT TOWER
AUCKLAND CITY
AUCKLAND

sheet title
REFERENCE PLAN
BASEMENT LEVEL B4

RESOURCE CONSENT

scale A1 1:200
A3 1:400

design CBB | drawn CHC

dwg no. 436-RC-201 | revision D

© The copyright of these drawings remains the property of Clark Brown Architects Limited

BASEMENT LEVEL B3	
	AREA m2
RETAIL STORE	94
HOTEL STORE 1	62
HOTEL STORE 2	67
HOTEL SUBTOTAL	129
SERVICE AREAS	
LIFT L 01-L 04	35
LIFT L 05-L 08	32
LIFT L 09, L 10	18
HOTEL LIFT LOBBY	46
RETAIL LIFT LOBBY	30
STAIR S 03	21
STAIR S 04	24
EGRESS CORRIDOR	21
SERVICE AREA SUBTOTAL	228
CARPARK	2201
RETAINING ZONE	337
FOOTPRINT TOTAL	2888

CARPARKING	
	No
CARPARKS TOTAL	77

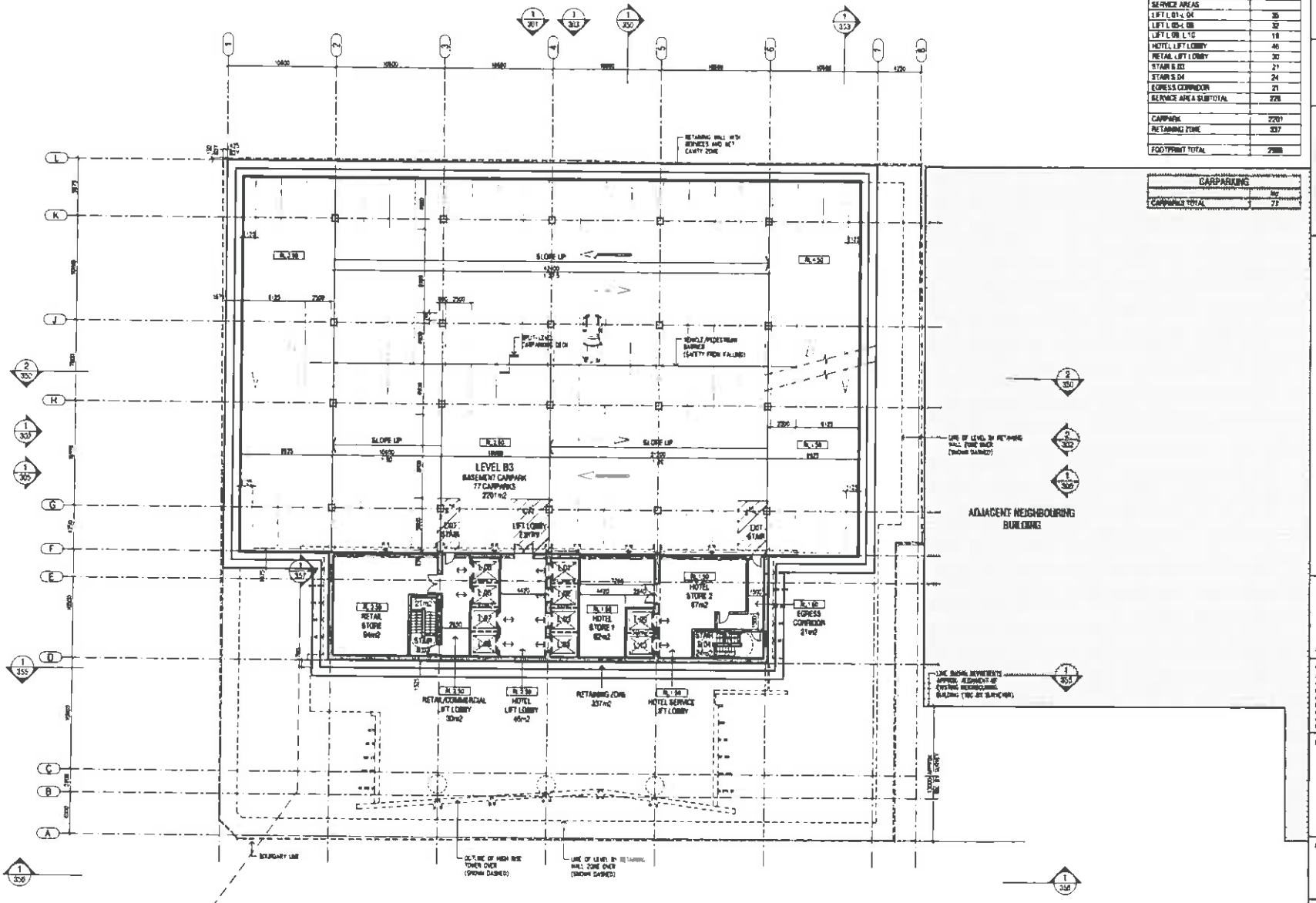

1 REFERENCE PLAN - BASEMENT LEVEL B3
1:200 @ A1 / 1:400 @ A3

Date of Decision
RMCC/2006/1730/1
04 FEB 2014
AUCKLAND COUNCIL
APPROVED PLANS

PAUL BROWN & ARCHITECTS

P	RESOURCE CONSENT ISSUE	01/8/14
O	RESOURCE CONSENT ISSUE	23/10/13
N	INFORMATION ISSUE	30/08/13
M	INFORMATION ISSUE	27/08/13
L	INFORMATION ISSUE	21/08/13
K	LOP ISSUE	16/08/13
J	INFORMATION ISSUE	09/02/13
I	INFORMATION ISSUE	08/08/13

consultants
structural engineer
electrical engineer
mechanical engineer
hydraulic engineer
fire engineer
quantity surveyor
quantity surveyor
interior designer

project title
ELLIOTT TOWER
AUCKLAND CITY
AUCKLAND

sheet title
REFERENCE PLAN
BASEMENT LEVEL B3

RESOURCE CONSENT

scale A1 1:200
A3 1:400

drawn CAD

dwg no. 436-RC-202 | revision P

© The copyright of these drawings remains the property of Clark Brown Architects Limited

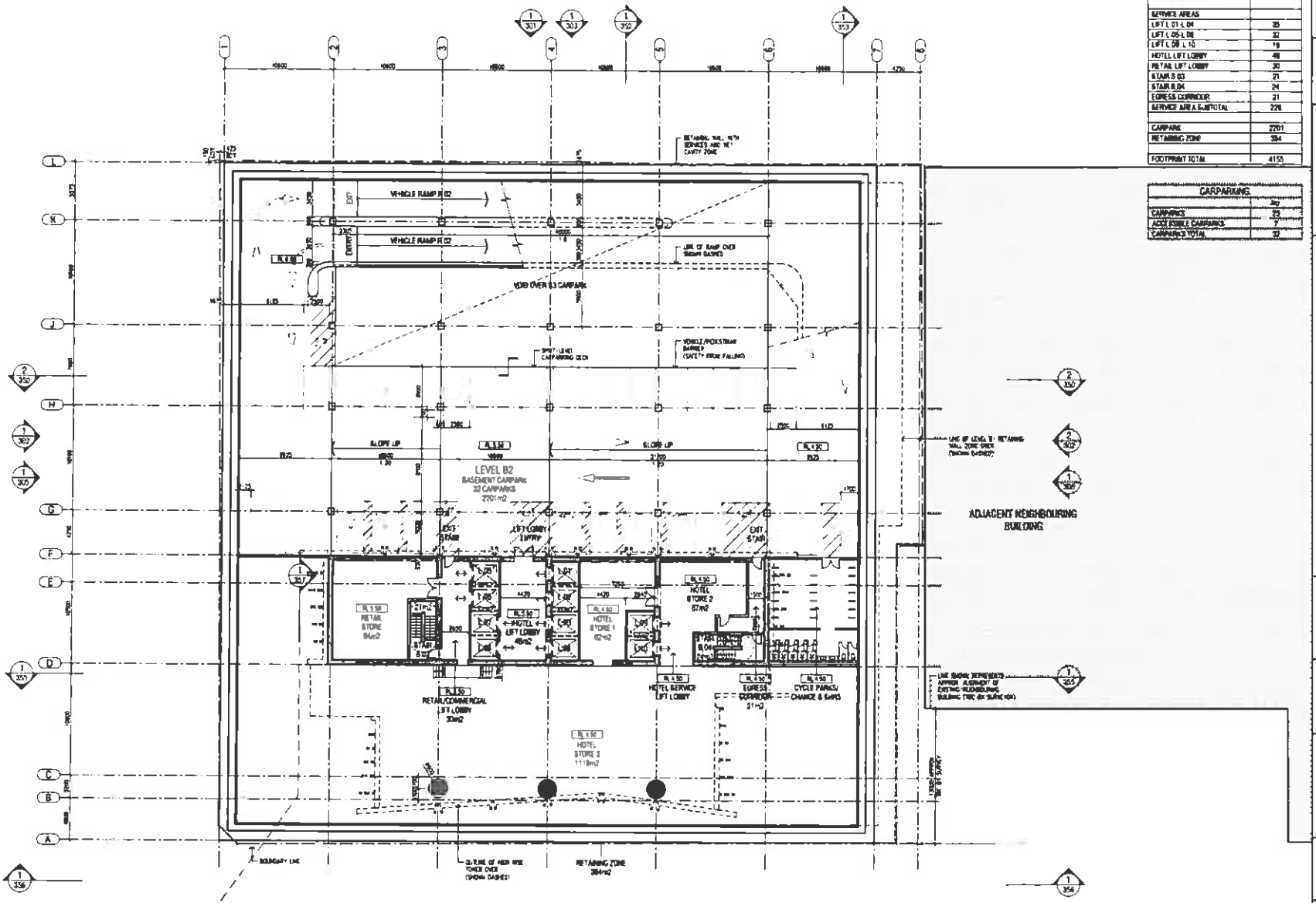

1 REFERENCE PLAN - BASEMENT LEVEL B2
1:200 @ A1 / 1:400 @ A3

BASEMENT LEVEL B2	
	AREA m2
RETAIL STORE	94
HOTEL STORE 1	62
HOTEL STORE 2	67
HOTEL STORE 3	1118
HOTEL SUBTOTAL	1342
SERVICE AREAS	
LIFT L 01 L 04	35
LIFT L 05-L 08	32
LIFT L 09 L 10	19
HOTEL LIFT LOBBY	49
RETAIL LIFT LOBBY	30
STAIR S 03	21
STAIR S 04	24
EGRESS CORRIDOR	21
SERVICE AREA SUBTOTAL	226
CARPARK	2201
RETAINING ZONE	384
FOOTPRINT TOTAL	4155

CARPARKING	
	Qty
CARPARKS	32
ACCESSIBLE CARPARKS	2
CARPARKS TOTAL	32

PAUL BROWN & ARCHITECTS

G	RESOURCE CONSENT ISSUE	27/11/13
F	RESOURCE CONSENT ISSUE	25/10/13
E	INFORMATION ISSUE	30/08/13
D	INFORMATION ISSUE	27/08/13
C	INFORMATION ISSUE	21/08/13
B	MCP ISSUE	08/08/13
A	INFORMATION ISSUE	10/05/13
	INFORMATION ISSUE	08/04/13
Revision		Date

consultants
structural engineer
electrical engineer
mechanical engineer
hydraulic engineer
fire engineer
acoustic consultant
quantity surveyor
industry designer

project title
ELLIOTT TOWER
AUCKLAND CITY
AUCKLAND

sheet title
REFERENCE PLAN
BASEMENT LEVEL B2

RESOURCE CONSENT

scale A1 1:200
A3 1:400

design CBA | drawn CRC

dwg no. 436-RC-203 | revision Q

The contractor is to verify all dimensions, angles, the measurements & conditions on site before fabrication or construction begins.

© The copyright of these drawings remains The property of Clark Brown Architects Limited

Date of Decision
R/LUC 12006/T730/3
04 FEB 2014
AUCKLAND COUNCIL
APPROVED PLANS

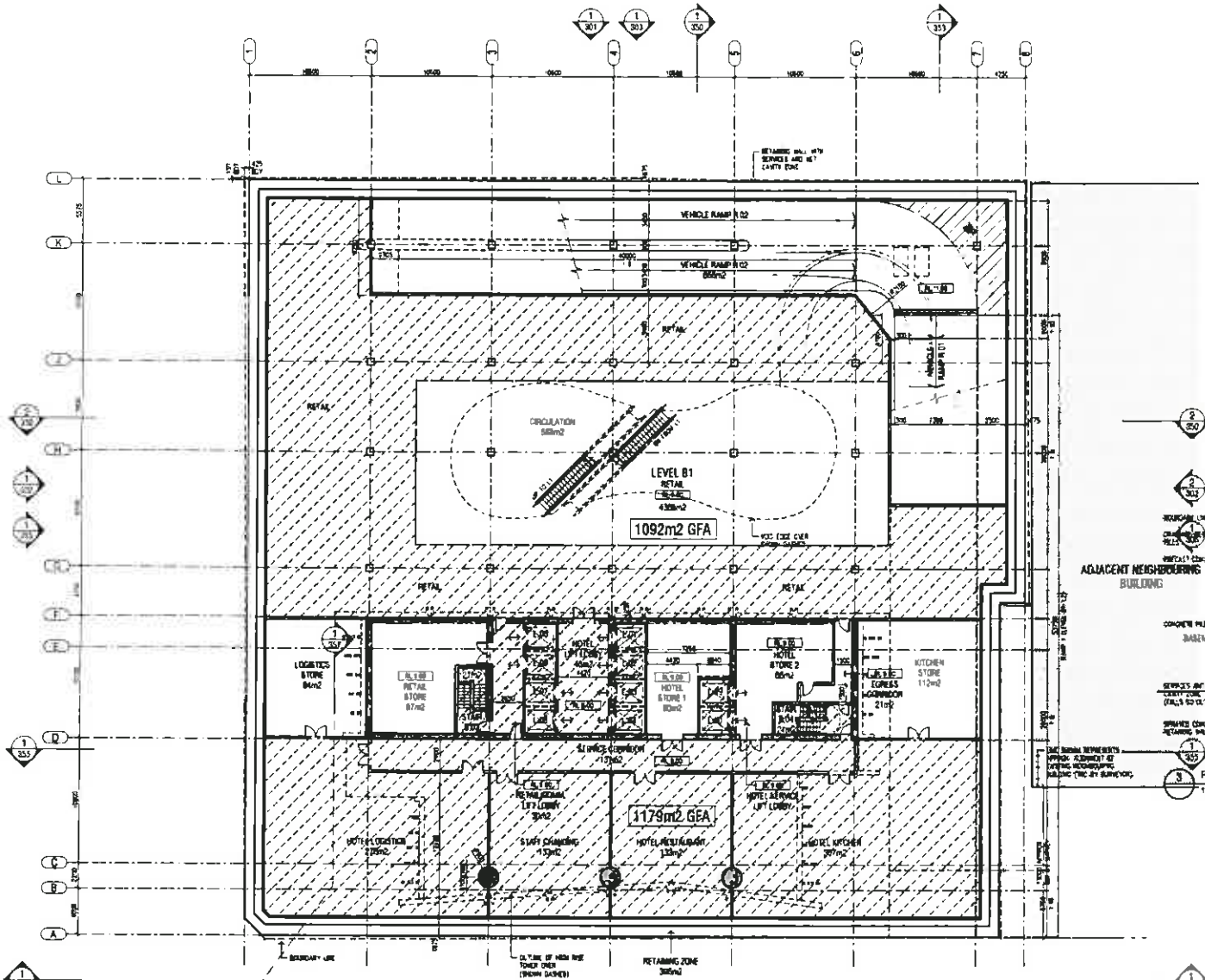

1 REFERENCE PLAN - BASEMENT LEVEL B1
1:200 @ A1 / 1:400 @ A3

BASEMENT LEVEL B1	
	AREA m2
RETAIL	1092
RETAIL B.O.H	1179
RETAIL SUBTOTAL	2271
HOTEL STORE 1	80
HOTEL STORE 2	86
HOTEL LOGISTICS	278
HOTEL LOGISTICS STORE	84
STAFF CHANGING	133
HOTEL RESTAURANT	133
HOTEL KITCHEN	397
HOTEL KITCHEN & STORE	112
HOTEL SUBTOTAL	1180
SERVICE AREAS	
LIFT L 01-L 04	35
LIFT L 05-L 08	32
LIFT L 09, L 10	19
HOTEL LIFT LOBBY	46
RETAIL LIFT LOBBY	30
STAIR B.03	21
STAIR B.04	24
EGRESS CORRIDOR	21
SERVICE CORRIDOR	171
SERVICE AREA SUBTOTAL	358
CIRCULATION	563
VEHICLE RAMP	888
RETAINING ZONE	306
FOOTPRINT TOTAL	4386

GFA	
	AREA m2
RETAIL	1092
HOTEL B.O.H, STAIR, LIFTS LIFT LOBBY	1179
TOTAL GFA	2271

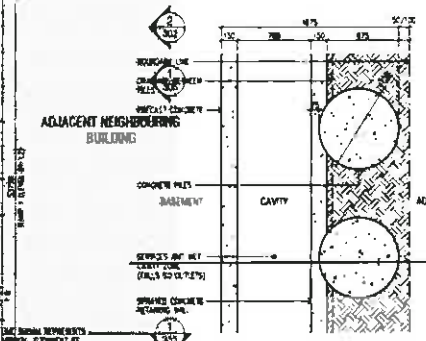

3 PLAN - BASEMENT RETAINING WALL - TYPE B
1:25 @ A1 / 1:125 @ A3

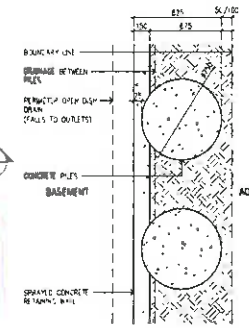

2 PLAN - BASEMENT RETAINING WALL - TYPE A
1:25 @ A1 / 1:125 @ A3

Date of Decision
RVCC/2006/7730/1
- 04 FEB 2014 -
AUCKLAND COUNCIL
APPROVED PLANS

PAUL BROWN & ARCHITECTS

B	RESOURCE CONSENT ISSUE	21/01/14
A	RESOURCE CONSENT ISSUE	20/08/13
P	INFORMATION ISSUE	30/08/13
O	INFORMATION ISSUE	27/08/13
N	INFORMATION ISSUE	21/08/13
M	DRAFT ISSUE	20/08/13
L	INFORMATION ISSUE	19/08/13
K	INFORMATION ISSUE	08/04/13

consultants
structural engineer
electrical engineer
mechanical engineer
hydraulic engineer
fire engineer
acoustic consultant
quality assurer
interior designer

project title
ELLIOTT TOWER
AUCKLAND CITY
AUCKLAND

sheet title
REFERENCE PLAN
BASEMENT LEVEL B1

RESOURCE CONSENT

scale A1 1:200 1:25
A3 1:400 1:50

designer CBR drawn CAD

dwg no. 436-RC-204 revision R

© The copyright of these drawings remains the property of Clark Brown Architects Limited

FITOUT OFFSET FROM EXTERIOR GLAZING

ELLIOTT STREET

FOOTPATH

VICTORIA STREET

ADJACENT NEIGHBOURING BUILDING

499m2 GFA

438m2 GFA

281m2 GFA

1576m2 GFA

LEVEL 1

TO RAIL LINK

LEVEL 1	
	AREA m2
RETAIL 1	281
RETAIL 2	497
RETAIL 3	57
RETAIL 4	140
RETAIL 4 B O H	142
RETAIL 5	103
RETAIL 5 B O H	164
RETAIL 6	109
RETAIL 7	330
RETAIL 8	56
RETAIL SUBTOTAL	1888
SERVICE AREAS	
LIFT L 01 L 04	35
LIFT L 05-L 08	32
LIFT L 09 L 10	19
HOTEL LIFT LOBBY	127
STAIR S 03	21
STAIR S 04	23
STAIR S 05	30
TOILETS	181
SERVICE AREA SUBTOTAL	518
CIRCULATION 1	1054
CIRCULATION 2	128
ATRIUM VOID	317
SUBTOTAL	1162
VEHICLE RAMP R 01	261
RETAINING ZONE	187
SUBTOTAL	448
FOOTPRINT TOTAL	4197

GFA	
	AREA m2
RETAIL 1	281
RETAIL 2	499
RETAIL 3, STAIR	138
RETAIL 4-8, LIFTS, STAIRS	1518
TOTAL GFA	2436

PAUL BROWN & ARCHITECTS

J	RESOURCE CONSENT ISSUE	30/01/14
I	RESOURCE CONSENT ISSUE	21/01/14
H	RESOURCE CONSENT ISSUE	20/10/13
G	INFORMATION ISSUE	30/08/13
F	INFORMATION ISSUE	27/08/13
E	INFORMATION ISSUE	21/08/13
D	LEP ISSUE	20/08/13
C	INFORMATION ISSUE	16/08/13

Consultants

project title

ELLIOTT TOWER
AUCKLAND CITY
AUCKLAND

sheet title

REFERENCE PLAN
LEVEL 1

RESOURCE CONSENT

scale A1 1:200
A3 1:400

drawn CBK

drawn CAG

drg no. 436-RC-205

revision J

The copyright of these drawings remains the property of Clark Brown Architects Limited

1 REFERENCE PLAN - LEVEL 1
1:200 @ A1 / 1:400 @ A3

Date of Decision
R/NCC/2006/1730/1
04 FEB 2014
AUCKLAND COUNCIL
APPROVED PLANS

FITOUT OFFSET FROM EXTERIOR GLAZING

HATCHED AREA 1.5M INSIDE THE EXTERNAL GLAZING LINE INDICATES WHERE THE FOLLOWING ELEMENTS ARE EXCLUDED:

- INTERNAL PARTITIONS OF ANY HEIGHT (PERMANENT OR TEMPORARY) TO A MAXIMUM OF SIZE OF THE TENANCY STALL OR COMPARTMENT WIDTH
- STORAGE, DISPLAY OR COUNTER UNITS (OR ANY OTHER INTERNAL FURNITURE/FIXTURES)
- ANY FORM OF ADVERTISING (IMAGES OR TEXT)

THIS 1.5M WIDE SPACE PARALLEL TO THE EXTERIOR GLAZING MAY BE UTILISED FOR THE DISPLAY OF MERCHANDISE AND/OR THE MOVEMENT OF CUSTOMERS AROUND MERCHANDISE.

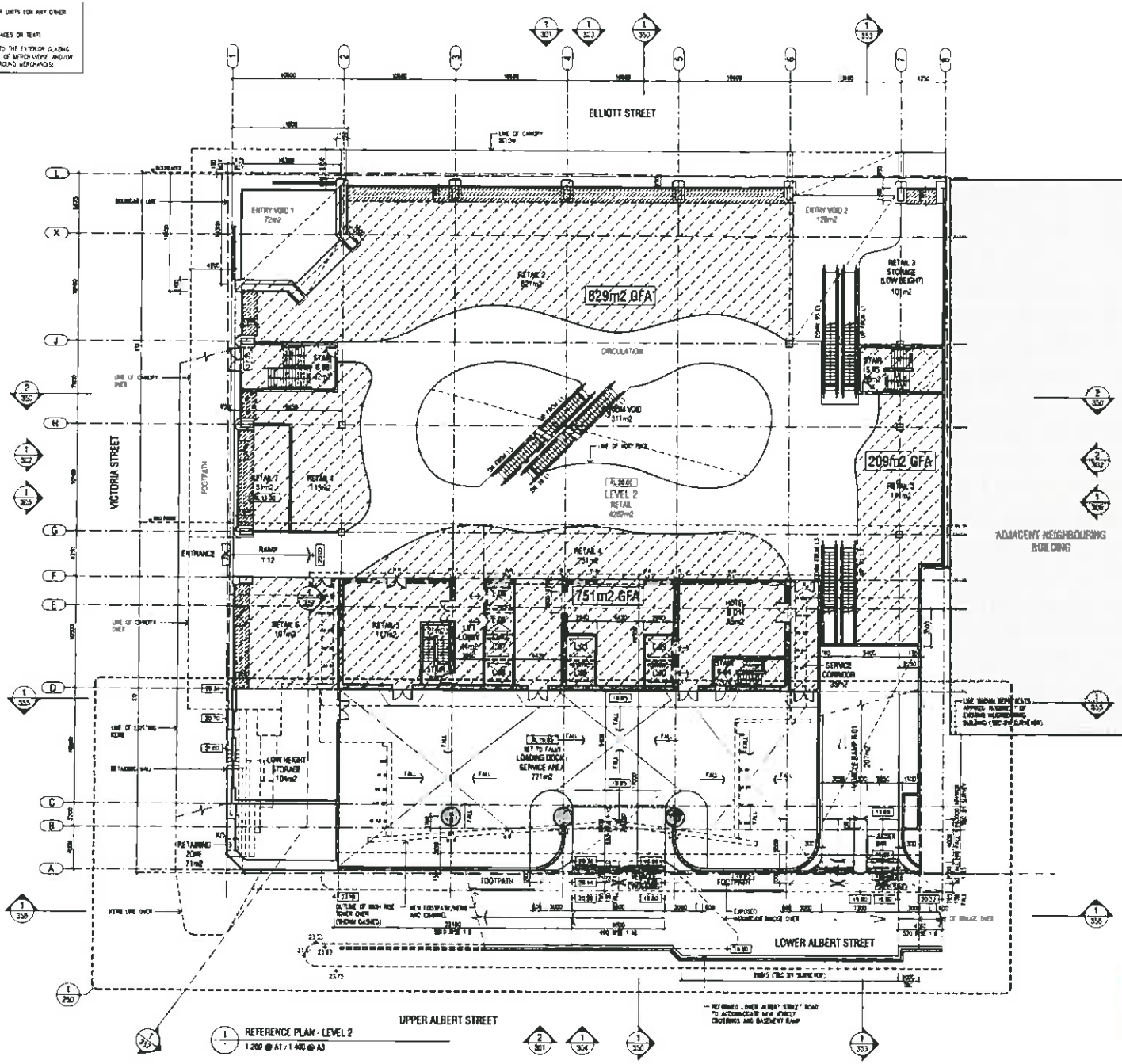

REFERENCE PLAN - LEVEL 2
1:200 @ A1 / 1:400 @ A3

LEVEL 2	
	AREA m2
RETAIL 1	115
RETAIL 2	621
RETAIL 3	172
RETAIL 3 STORAGE	101
RETAIL 4	251
RETAIL 5	117
RETAIL 6	107
RETAIL 7	51
RETAIL SUBTOTAL	1534
HOTEL	
HOTEL B.O.H	85
HOTEL LIFT LOBBY	44
HOTEL SUBTOTAL	129
SERVICE AREAS	
LIFT L 03 - L 04	19
LIFT L 05-L 08	32
LIFT L 09 L 10	19
STAIR B 03	21
STAIR B 04	23
STAIR B 05	38
STAIRS 06	42
SERVICE CORRIDOR	35
SERVICE AREA SUBTOTAL	237
CIRCULATION	721
ATRIUM VOID	311
ENTRY VOID 1	72
ENTRY VOID 2	128
SUBTOTAL	1232
LOADING DOCK	771
LOW HEIGHT STORAGE	104
VEHICLE RAMP R 01	207
SUBTOTAL	1082
RETAINING ZONE	71
FOOTPRINT TOTAL	4282

GFA	
	AREA m2
RETAIL 1, 2, 3 STAIRS	829
RETAIL 3, STAIRS	209
RETAIL 4-8 LIFTS STAIRS	751
TOTAL GFA	1789

PAUL BROWN & ARCHITECTS

A	RESOURCE CONSENT ISSUE	30/8/14
B	RESOURCE CONSENT ISSUE	01/8/14
C	INFORMATION ISSUE	24/12/13
D	INFORMATION ISSUE	23/12/13
E	RESOURCE CONSENT ISSUE	04/12/13
F	RESOURCE CONSENT ISSUE	22/10/13
G	RESOURCE CONSENT ISSUE	25/10/13
H	INFORMATION ISSUE	24/08/13

Revision Date

consultants
structural engineer
electrical engineer
mechanical engineer
hydraulic engineer
fire engineer
acoustic consultant
quantity surveyor
landscape designer

project title
ELLIOTT TOWER
AUCKLAND CITY
AUCKLAND

sheet title
REFERENCE PLAN
LEVEL 2

RESOURCE CONSENT

scale A1 1:200
A3 1:400

designed CDH drawn CAD

drawing no. 436-RC-206 revision N

© The copyright of these drawings remains the property of Clark Brown Architects Limited

Date of Decision
R/VCC/2006/7730/1
- 04 FEB 2014 -
AUCKLAND COUNCIL
APPROVED PLANS

FITOUT OFFSET FROM EXTERIOR GLAZING

BATONS AREA 1.5m INSIDE THE EXTERNAL GLAZING LINE INDICATES WHERE THE FOLLOWING ELEMENTS ARE EXCLUDED

- INTERNAL PARTITIONS OF ANY HEIGHT (PERMANENT OR TEMPORARY) TO A MAXIMUM OF 10% OF THE TENANCY STALL OF COMPARTMENT WIDTH
- STORAGE, DISPLAY OR COUNTER UNITS (OR ANY OTHER INTERNAL FURNITURE/FITTINGS)
- ANY FORM OF ADVERTISING IMAGES OR PLATE

THE 1.5m WIDE SPACE PARALLEL TO THE EXTERIOR GLAZING MAY BE CONSIDERED FOR THE DISPLAY OF MERCHANDISE AND/OR THE MOVEMENT OF CUSTOMERS AROUND MERCHANDISE

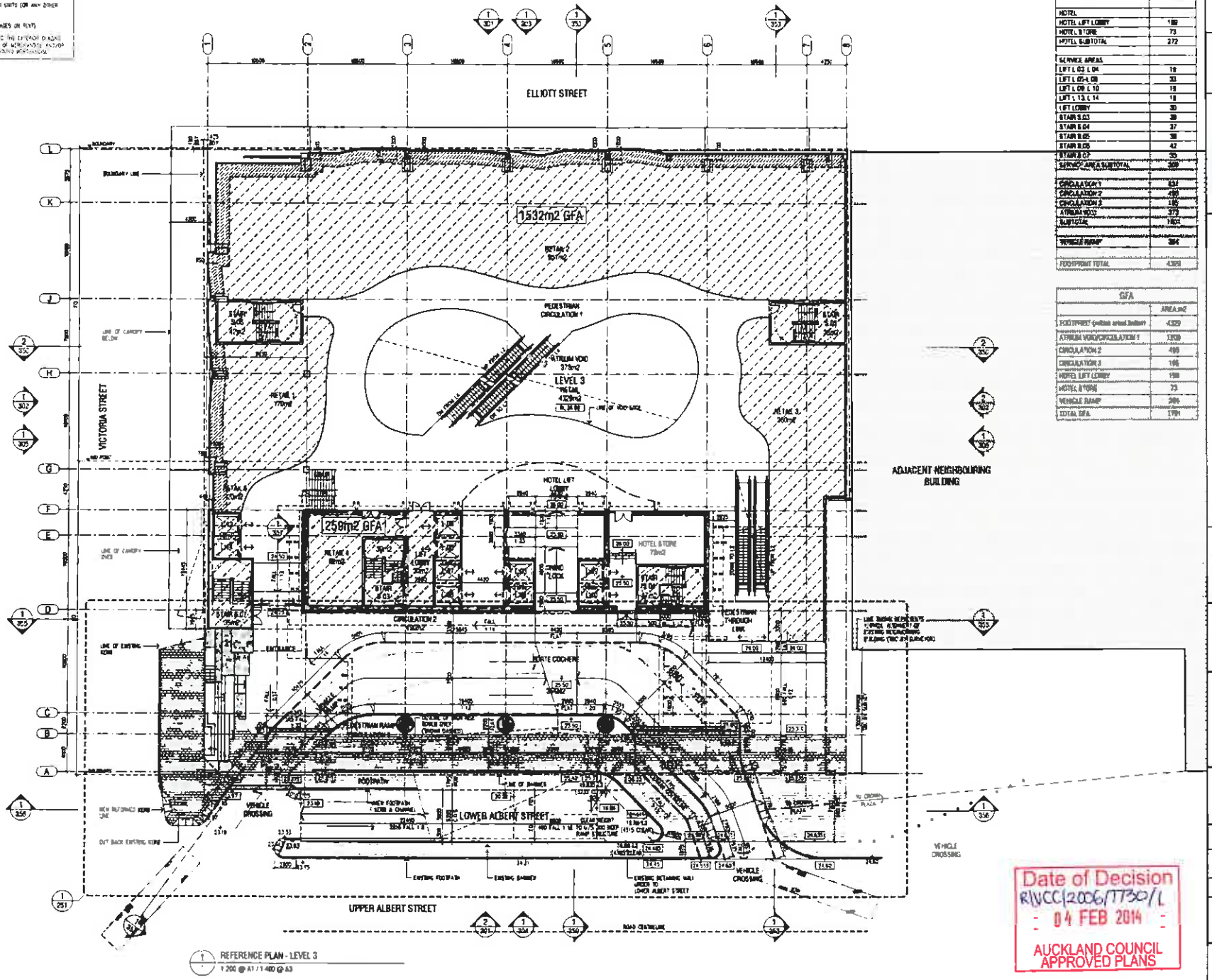

REFERENCE PLAN - LEVEL 3
1:200 @ A1 / 1:400 @ A3

LEVEL 3	
	AREA m2
RETAIL 1	170
RETAIL 2	851
RETAIL 3	260
RETAIL 4	82
RETAIL 5	20
RETAIL SUBTOTAL	1482
HOTEL	
HOTEL LIFT LOBBY	199
HOTEL STORE	73
HOTEL SUBTOTAL	272
SERVICE AREAS	
LIFT L 03 L 04	19
LIFT L 07-L 09	30
LIFT L 09 L 10	19
LIFT L 13 L 14	19
LIFT LOBBY	30
STAIR S.03	39
STAIR S.04	37
STAIR S.05	38
STAIR S.06	42
STAIR S.07	35
SERVICE AREA SUBTOTAL	309
CIRCULATION 1	631
CIRCULATION 2	499
CIRCULATION 3	196
ATRIUM VOID	379
SUBTOTAL	1705
VEHICLE RAMP	384
FOOTPRINT TOTAL	4329

GFA	
	AREA m2
FOOTPRINT (within street frontage)	4329
ATRIUM VOID/CIRCULATION 1	1705
CIRCULATION 2	499
CIRCULATION 3	196
HOTEL LIFT LOBBY	199
HOTEL STORE	73
VEHICLE RAMP	384
TOTAL GFA	1791

Date of Decision
RMC/2006/1750/L
04 FEB 2014
AUCKLAND COUNCIL
APPROVED PLANS

PAUL BROWN & ARCHITECTS

Revision		Date
R	RESOURCE CONSENT ISSUE	30/04/14
Q	RESOURCE CONSENT ISSUE	30/04/14
P	RESOURCE CONSENT ISSUE	04/04/14
O	RESOURCE CONSENT ISSUE	21/01/14
N	RESOURCE CONSENT ISSUE	13/01/14
M	RESOURCE CONSENT ISSUE	10/01/14
L	INFORMATION ISSUE	24/12/13
K	INFORMATION ISSUE	23/12/13

consultants
structural engineer
services engineer
geotechnical engineer
hydraulic engineer
fire engineer
acoustic consultant
quantity surveyor
interior designer

project title
ELLIOTT TOWER
AUCKLAND CITY
AUCKLAND

drawing title
REFERENCE PLAN
LEVEL 3

RESOURCE CONSENT

scale A1 1:200
A3 1:400

drawn DBA | drawn CAD

drawing no. 436-RC-207 | revision R

© The copyright of these drawings remains The property of Clark Brown Architects Limited

FRONT OFFSET FROM EXTERIOR GLAZING

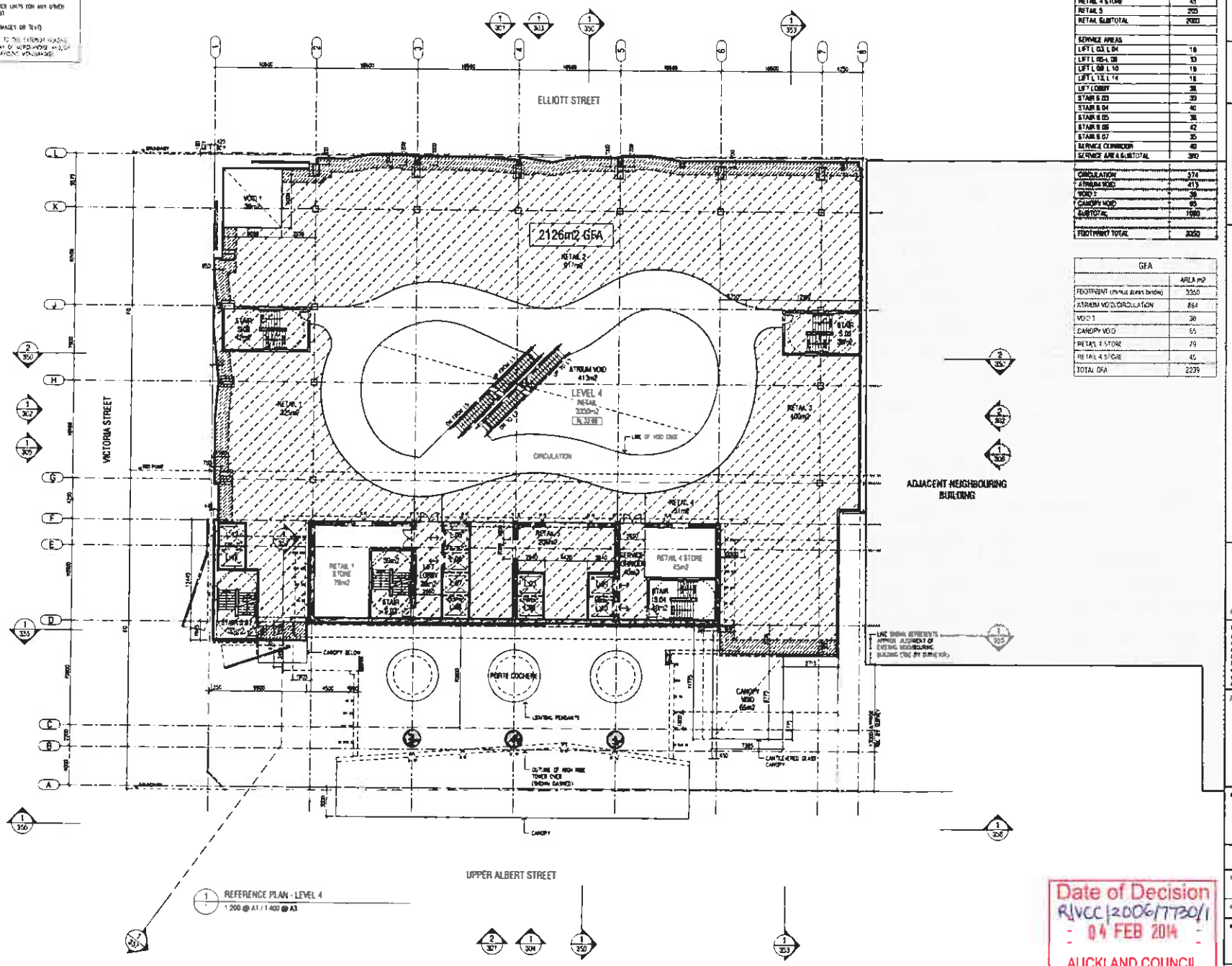

1 REFERENCE PLAN - LEVEL 4
1:200 @ A1 / 1:400 @ A3

LEVEL 4	
	AREA m2
RETAIL 1	329
RETAIL 1 STORE	79
RETAIL 2	917
RETAIL 3	600
RETAIL 4	31
RETAIL 4 STORE	45
RETAIL 5	205
RETAIL SUBTOTAL	2206
SERVICE AREAS	
LIFT L 03, L 04	18
LIFT L 05-L 08	33
LIFT L 09 L 10	18
LIFT L 13, L 14	18
LIFT LOBBY	38
STAIR S 03	39
STAIR S 04	40
STAIR S 05	38
STAIR S 06	42
STAIR S 07	35
SERVICE CORRIDOR	40
SERVICE AREA SUBTOTAL	390
CIRCULATION	374
ATRIUM VOID	413
VOID 1	38
CANOPY VOID	65
SUBTOTAL	1890
FOOTPRINT TOTAL	3350

GFA	
	AREA m2
FOOTPRINT (minus areas below)	3350
ATRIUM VOID/CIRCULATION	864
VOID 1	38
CANOPY VOID	65
RETAIL 1 STORE	79
RETAIL 4 STORE	45
TOTAL GFA	2239

PAUL BROWN& ARCHITECTS

A	RESOURCE CONSENT ISSUE	30/01/14
I	RESOURCE CONSENT ISSUE	21/01/14
H	RESOURCE CONSENT ISSUE	22/10/13
G	INFORMATION ISSUE	28/08/13
F	INFORMATION ISSUE	27/08/13
E	INFORMATION ISSUE	21/08/13
D	DRP ISSUE	20/08/13
C	INFORMATION ISSUE	16/08/13

project title
ELLIOTT TOWER
AUCKLAND CITY
AUCKLAND

sheet title
REFERENCE PLAN
LEVEL 4

RESOURCE CONSENT

scale A1 1:200
A3 1:400

drawn CAD

drg no. 436-RC-208

revision J

© The copyright of these drawings remains the property of Clark Brown Architects Limited

Date of Decision
RLVCC|2006/7730/1
04 FEB 2014
AUCKLAND COUNCIL
APPROVED PLANS

FITOUT OFFSET FROM EXTERIOR GLAZING

HATCHED AREA 1.5m WIDE THE INTERNAL GLAZING LINE INDICATES WHERE THE FOLLOWING ELEMENTS ARE EXCLUDED

- INTERNAL PARTITIONS OF ANY HEIGHT (PERMANENT OR TEMPORARY) TO A MAXIMUM OF 50% OF THE TENANCY STALL OR COMPARTMENT WIDTH
- STORAGE, DISPLAY OR COUNTER UNITS (OR ANY OTHER INTERNAL FURNITURE FITTINGS)
- ANY FORM OF ADVERTISING (IMAGES OR TEXT)

THIS 1.5m WIDE SPACE PARALLEL TO THE EXTERIOR GLAZING MAY BE LOCKED FOR THE DISPLAY OF MERCHANDISE AND/OR THE MOVEMENT OF CUSTOMERS HOLDING MERCHANDISE

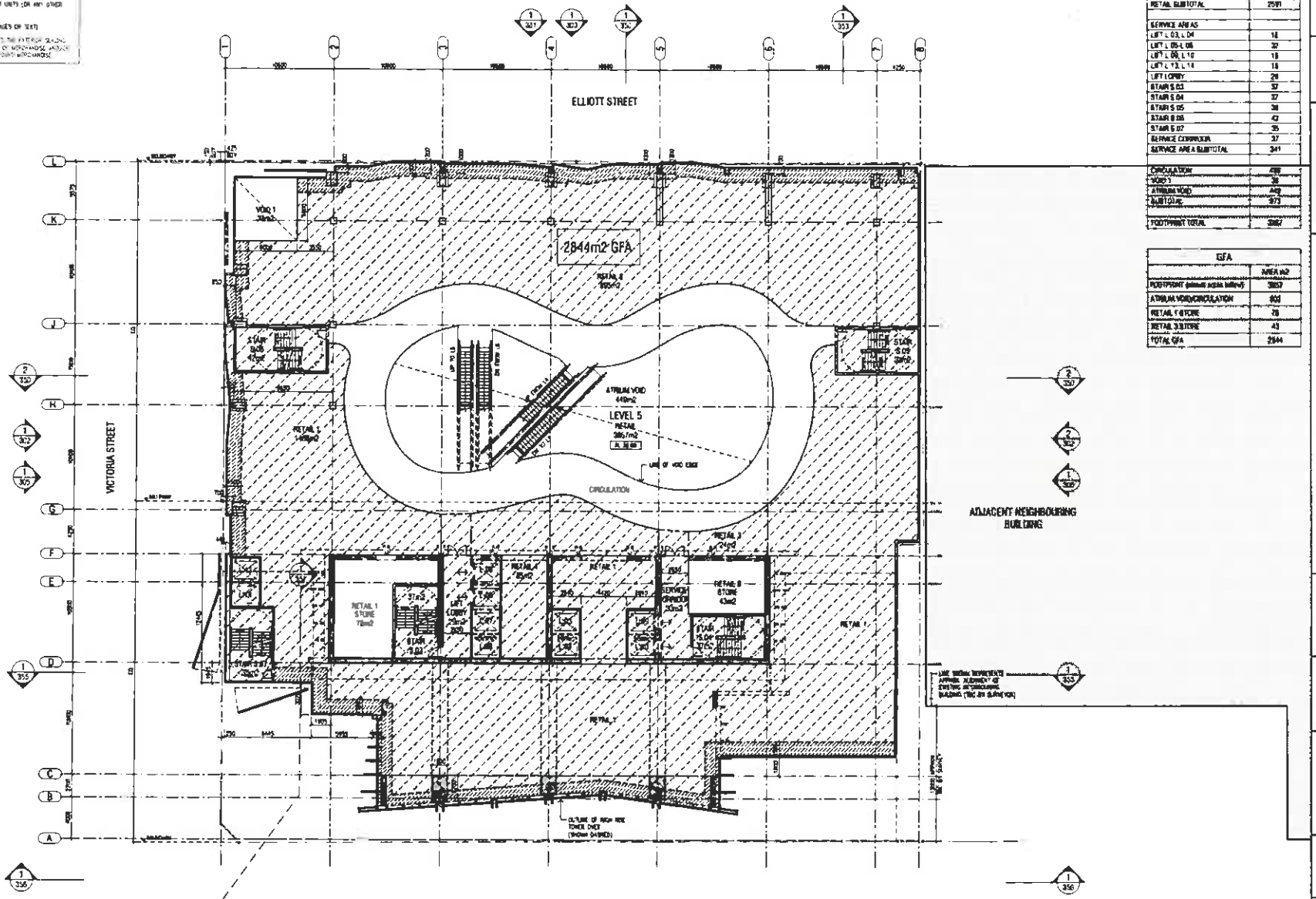

1 REFERENCE PLAN - LEVEL 5
1:200 @ A1 / 1:400 @ A3

LEVEL 5	
	AREA m2
RETAIL 1	1486
RETAIL 1 STORE	78
RETAIL 2	883
RETAIL 3	24
RETAIL 3 STORE	43
RETAIL 4	85
RETAIL SUBTOTAL	2591
SERVICE AREAS	
LIFT L 03, L 04	18
LIFT L 05-L 08	32
LIFT L 09, L 10	18
LIFT L 13, L 14	18
LIFT LOBBY	29
STAIR 5.03	37
STAIR 5.04	37
STAIR 5.05	38
STAIR 5.06	42
STAIR 5.07	35
SERVICE CORRIDOR	37
SERVICE AREA SUBTOTAL	341
CIRCULATION	498
VOID 1	38
ATRIUM VOID	440
SUBTOTAL	976
FOOTPRINT TOTAL	3867

GFA	
	AREA m2
FOOTPRINT (GROSS AREA WITHIN)	3867
ATRIUM VOID/CIRCULATION	903
RETAIL 1 STORE	78
RETAIL 3 STORE	43
TOTAL GFA	2844

PAUL BROWN & ARCHITECTS

S	RESOURCE CONSENT ISSUE	30/01/14
R	RESOURCE CONSENT ISSUE	27/01/14
Q	RESOURCE CONSENT ISSUE	04/12/13
P	RESOURCE CONSENT ISSUE	30/10/13
O	RESOURCE CONSENT ISSUE	25/10/13
N	INFORMATION ISSUE	30/09/13
M	INFORMATION ISSUE	27/09/13
L	INFORMATION ISSUE	27/09/13

project title

ELLIOTT TOWER
AUCKLAND CITY
AUCKLAND

sheet title:
REFERENCE PLAN
LEVEL 5

RESOURCE CONSENT

scale A1 1:200
A3 1:400

drawn CDB

drawing no. 436-RC-209

revision S

© The copyright of these drawings remains the property of Clark Brown Architects Limited

Date of Decision
R/VCC/2006/1130/1
04 FEB 2014
AUCKLAND COUNCIL
APPROVED PLANS

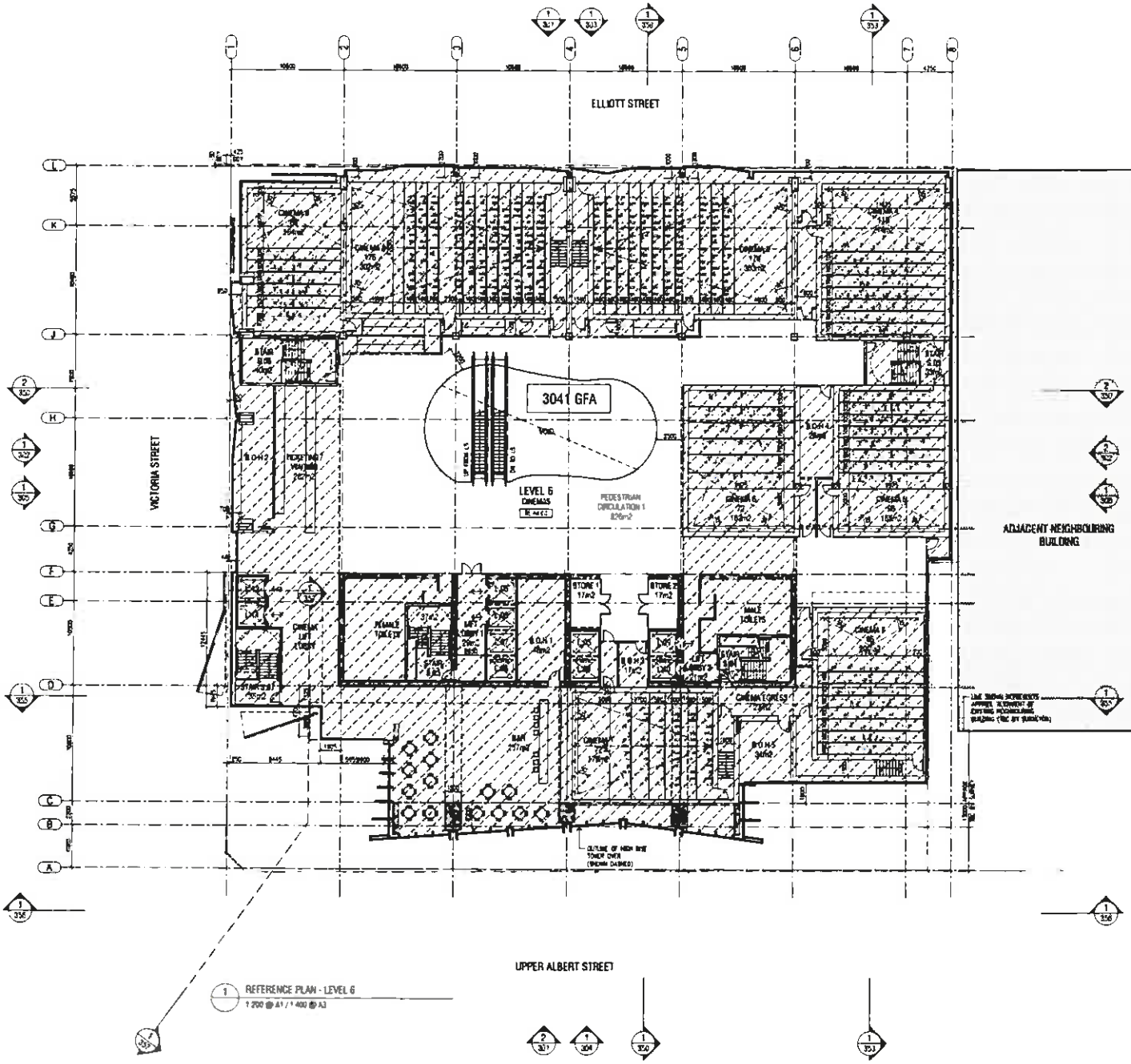

1 REFERENCE PLAN - LEVEL 6
1:200 @ A1 / 1:400 @ A3

LEVEL 6	
	AREA m2
CINEMA 1	179
CINEMA 2	302
CINEMA 3	303
CINEMA 4	214
CINEMA 5	185
CINEMA 6	183
CINEMA 7	200
CINEMA 8	164
TICKETING, WAITING, LOBBY	252
STORE 1	17
STORE 2	17
B O H 1	46
B O H 3	12
B O H 4	26
B O H 5	34
CINEMA 1&7 EGRESS	38
BAR	257
CINEMA SUBTOTAL	2387
SERVICE AREAS	
LIFT L 03, L 04	19
LIFT L 05 & L 06	32
LIFT L 09 & L 10	18
LIFT L 13, L 14	18
LIFT LOBBY 1	28
LIFT LOBBY 2	31
STAIR S 03	37
STAIR S 04	38
STAIR S 05	35
STAIR S 06	40
STAIR S 07	35
SERVICE AREA SUBTOTAL	318
MALE TOILETS	84
FEMALE TOILETS	76
CIRCULATION 1	826
FOOTPRINT TOTAL	3808
GFA	
	AREA m2
FOOTPRINT (minus core lobbies)	2988
CIRCULATION 1 - STORE 1&2	826
TOTAL GFA	3041

PAUL BROWN & ARCHITECTS

D	RESOURCE CONSENT ISSUE	21/01/14
B	RESOURCE CONSENT ISSUE	04/12/13
A	RESOURCE CONSENT ISSUE	29/10/13
L	INFORMATION ISSUE	30/08/13
K	INFORMATION ISSUE	27/08/13
J	INFORMATION ISSUE	21/08/13
I	UDP ISSUE	20/08/13
H	RESOURCE CONSENT ISSUE	02/07/13

Revision Date

consultants
structural engineer
structural engineer
mechanical engineer
hydraulic engineer
fire engineer
acoustic consultant
quantity surveyor
interior designer

project title
ELLIOTT TOWER
AUCKLAND CITY
AUCKLAND

sheet title
REFERENCE PLAN
LEVEL 6

RESOURCE CONSENT

scale A1 1:200
A3 1:400

drawn CPB | checked CPC

drg no. 436-RC-210 | revision D

Date of Decision
RWCC/2006/7730/1
04 FEB 2014
AUCKLAND COUNCIL
APPROVED PLANS

The copyright of these drawings remains the property of Clark Brown Architects Limited

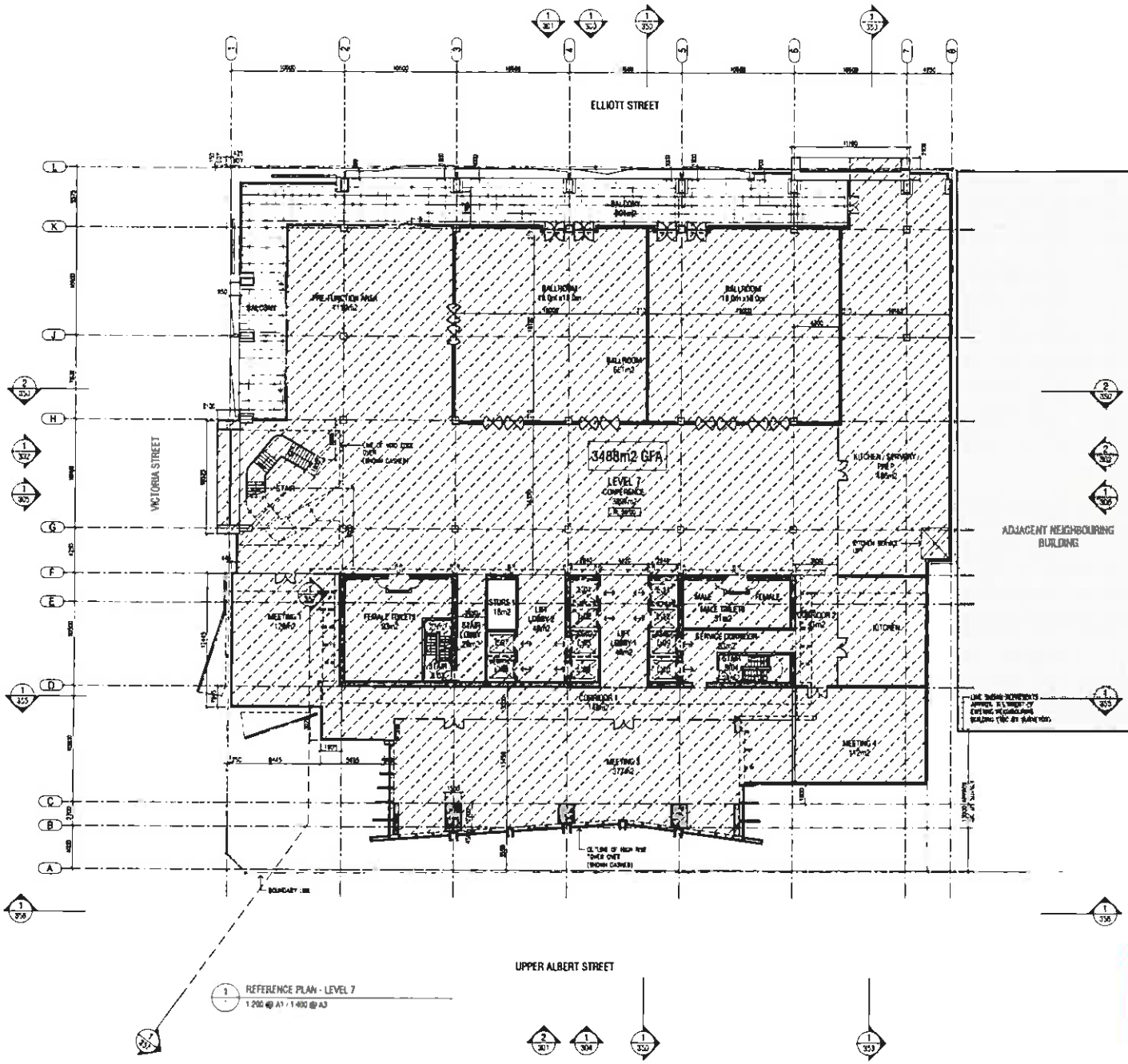

1 REFERENCE PLAN - LEVEL 7
1:200 @ A1 / 1:400 @ A3

LEVEL 7	
	AREA m2
PRE FUNCTION AREA	1119
BALLROOM	851
KITCHEN	486
MEETING 1	128
MEETING 3	377
MEETING 4	112
FUNCTION SUBTOTAL	2973
SERVICE AREAS	
LIFT L 01-L 04	35
LIFT L 07 L 08	16
LIFT L 09-L 12	35
LIFT LOBBY 1	46
LIFT LOBBY 2	49
STAIR 5 03	21
STAIR 6 04	24
STAIR 5 03 LOBBY	26
STORE 1	19
SERVICE AREA SUBTOTAL	266
BALCONY	394
CORRIDOR 1	145
CORRIDOR 2	41
MALE TOILETS	51
FEMALE TOILETS	93
FOOTPRINT TOTAL	3908

GFA	
	AREA m2
FOOTPRINT (excluded stairs, balcony)	3908
STORE 1	19
BALCONY	394
TOTAL GFA	3488

PAUL BROWN& ARCHITECTS

paul brown architects limited, po box 108062, auckland, new zealand
p+64 9 373 0115, f+64 9 373 0110, office@paulbrownarchitects.co.nz

Revision		Date
P	RESOURCE CONSENT ISSUE	21/01/14
O	RESOURCE CONSENT ISSUE	25/10/13
N	INFORMATION ISSUE	28/08/13
M	INFORMATION ISSUE	27/08/13
L	INFORMATION ISSUE	27/08/13
K	WCP ISSUE	20/08/13
J	INFORMATION ISSUE	10/05/13
I	INFORMATION ISSUE	08/04/13

consultants:
structural engineer
mechanical engineer
electrical engineer
hydraulic engineer
fire engineer
acoustic consultant
quantity surveyor
interior designer

project title:

ELLIOTT TOWER
AUCKLAND CITY
AUCKLAND

sheet title:
REFERENCE PLAN
LEVEL 7

RESOURCE CONSENT

scale A1 1:200
A3 1:400

drawn CBL | checked CJC

drawing no. 436-RC-211 | revision P

© The copyright of these drawings remains the property of Clark Brown Architects Limited

Date of Decision
RJVCC/2006/1730/1
04 FEB 2014
AUCKLAND COUNCIL
APPROVED PLANS

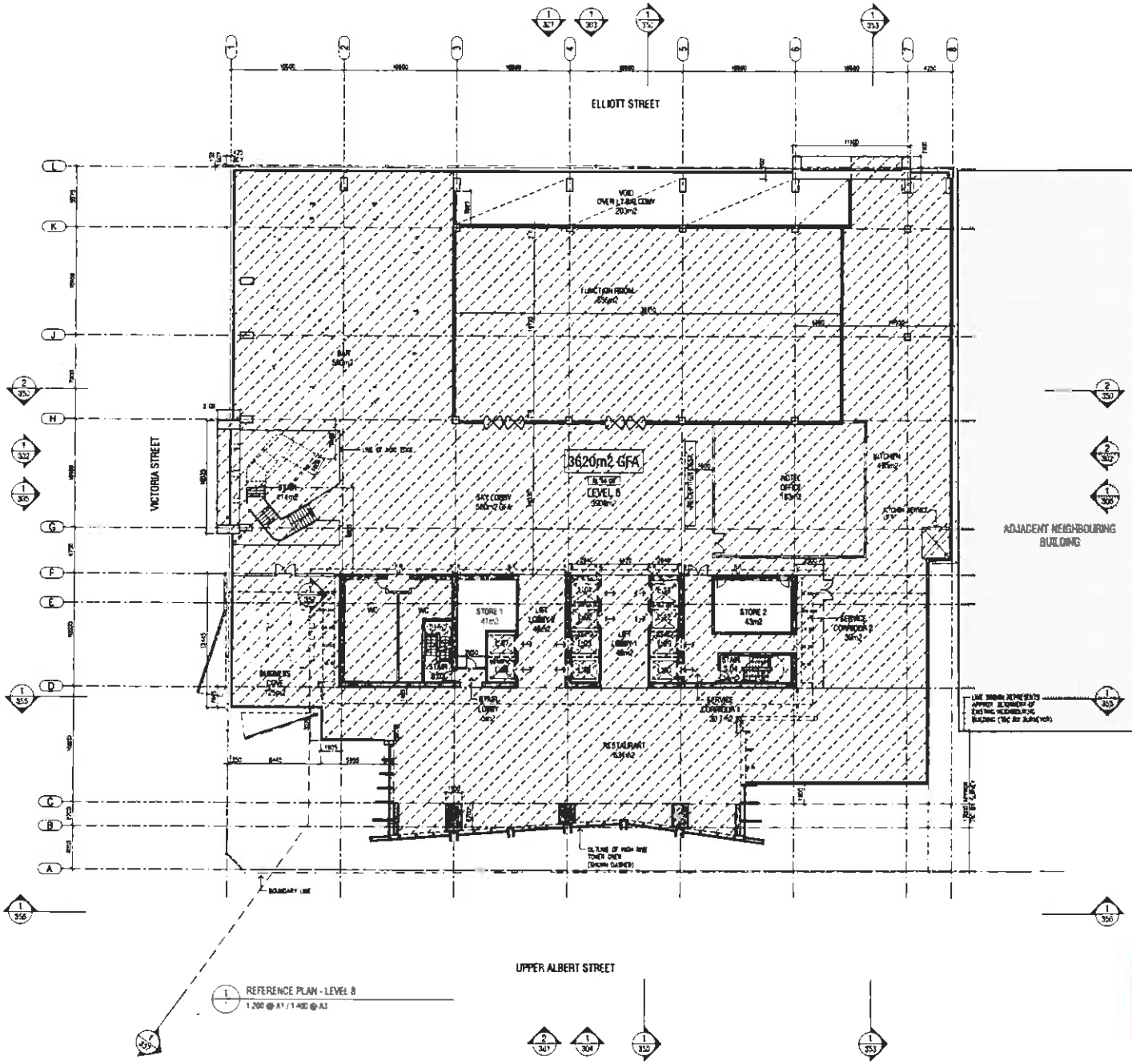

REFERENCE PLAN - LEVEL 8
1:200 @ A1 / 1:400 @ A3

LEVEL 8	
	AREA m2
HOTEL	
BAY LOBBY	550
HOTEL OFFICE	183
BUSINESS LOUNGE	125
FUNCTION ROOM	656
HOTEL SUBTOTAL	1514
STAIR FROM L7-L8	114
KITCHEN	485
RESTAURANT	834
CORNER BAR	500
SUBTOTAL	1819
SERVICE AREAS	
LIFT L 01-L 04	35
LIFT L 07-L 08	18
LIFT L 09-L 12	35
LIFT LOBBY 1	46
LIFT LOBBY 2	46
STAIR 5 03	27
STAIR 6 04	24
STAIR 6 03 LOBBY	5
STORE 1	41
STORE 2	43
SERVICE AREA SUBTOTAL	313
VOID OVER L7 BALCONY	203
SERVICE CORRIDOR 1	31
SERVICE CORRIDOR 2	38
FOOTPRINT TOTAL	3920

GFA	
	AREA m2
FOOTPRINT (status areas below)	3920
VOID OVER L7 BALCONY	203
STORE 1	41
STORE 2	43
TOTAL GFA	3620

PAUL BROWN& ARCHITECTS

D	RESOURCE CONSENT ISSUE	21/01/14
P	RESOURCE CONSENT ISSUE	20/12/13
O	INFORMATION ISSUE	20/08/13
N	INFORMATION ISSUE	27/08/13
M	INFORMATION ISSUE	21/08/13
L	INFORMATION ISSUE	21/08/13
K	LCP ISSUE	20/08/13
J	INFORMATION ISSUE	19/08/13

consultants
structural engineer
civil engineer
mechanical engineer
hydraulic engineer
fire engineer
quantity surveyor
specialist designer

project title
ELLIOTT TOWER
AUCKLAND CITY
AUCKLAND

sheet title
REFERENCE PLAN
LEVEL 8

RESOURCE CONSENT

scale A1 1:200
A3 1:400

drawn CAC

drawing no. 436-RC-212

revision Q

© The copyright of these drawings remains The property of Clark Brown Architects Limited

Date of Decision
RMCC/2006/1730/1
04 FEB 2014
AUCKLAND COUNCIL
APPROVED PLANS

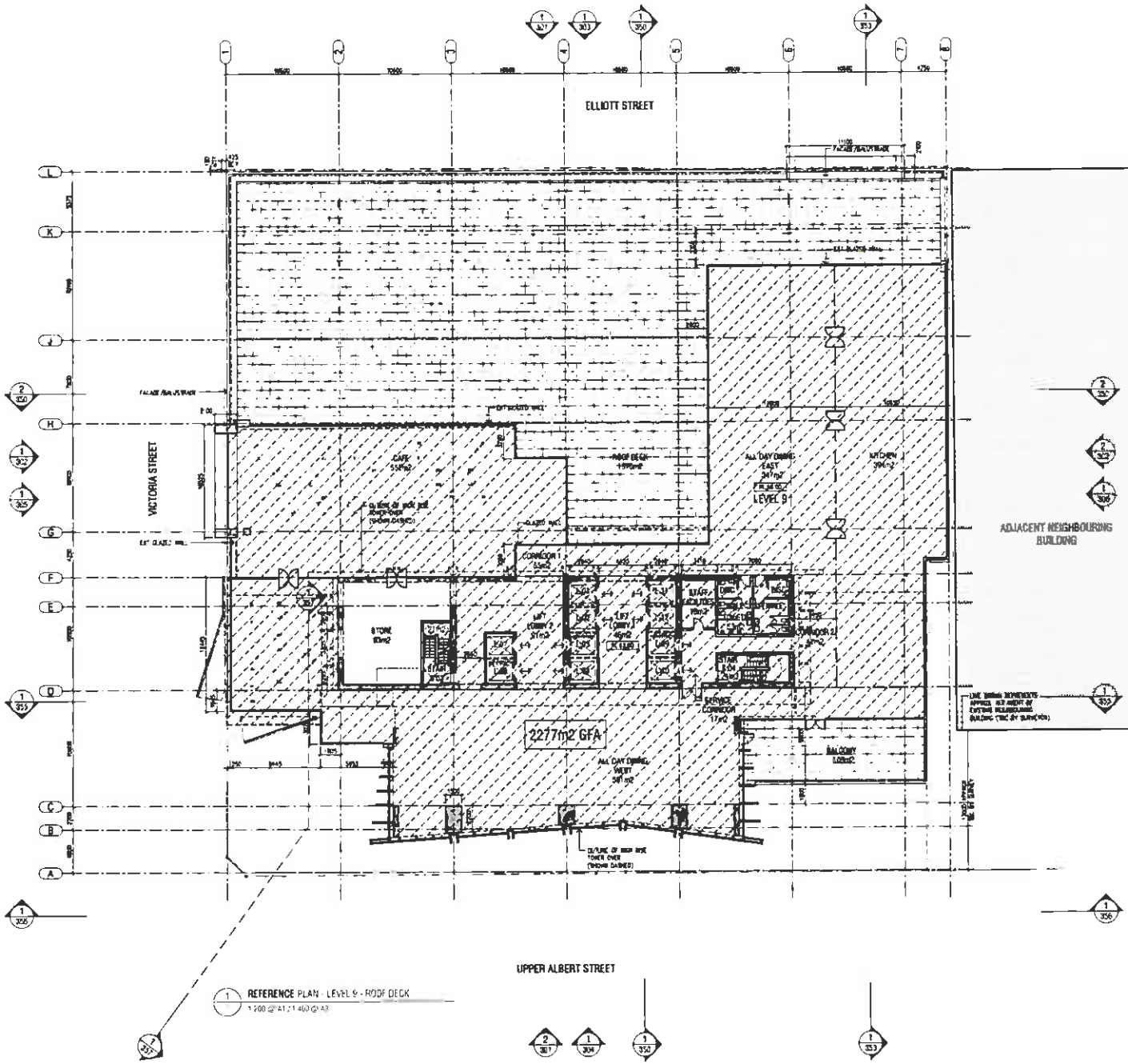

1 REFERENCE PLAN - LEVEL 9 - ROOF DECK
1:200 @ A1 | 1:400 @ A3

LEVEL 9	
	AREA m2
ROOF DECK	1376
BALCONY	103
KITCHEN	394
CAFE	552
STORE	93
ALL DAY DINING EAST	947
ALL DAY DINING WEST	537
SUBTOTAL	1917
SERVICE AREAS	
LIFT L 01 - L 04	35
LIFT L 07 - L 08	17
LIFT L 09 - L 12	35
LIFT LOBBY 1	46
LIFT LOBBY 2	91
STAIR S 01	8
STAIR S 03	21
STAIR S 04	24
SERVICE AREA SUBTOTAL	270
CORRIDOR 1	55
CORRIDOR 2	41
SERVICE CORRIDOR	17
STAFF FACILITIES	48
TOILETS	53
FOOTPRINT TOTAL	3849

GFA	
	AREA m2
FOOTPRINT (gross areas, internal)	3849
ROOF DECK	1376
BALCONY	103
STORE 1	93
TOTAL GFA	2277

PAUL BROWN & ARCHITECTS

P	RESOURCE CONSENT ISSUE	21/01/14
O	RESOURCE CONSENT ISSUE	25/10/13
N	INFORMATION ISSUE	20/08/13
M	INFORMATION ISSUE	27/08/13
L	INFORMATION ISSUE	21/08/13
K	INFORMATION ISSUE	21/08/13
J	UDP ISSUE	20/08/13
I	INFORMATION ISSUE	16/08/13
Revision		Date

consultants
structural engineer
electrical engineer
fire engineer
mechanical engineer
quantity surveyor
interior designer

project title
ELLIOTT TOWER
AUCKLAND CITY
AUCKLAND

sheet title
REFERENCE PLAN
LEVEL 9
ROOF DECK

RESOURCE CONSENT

scale A1 1:200
A3 1:400
drawn CH
drawn CH

dwg no. 436-RC-213
revision P

Date of Decision
RMCC/2006/1730/1
04 FEB 2014
AUCKLAND COUNCIL
APPROVED PLANS

© The copyright of these drawings remains the property of Clark Brown Architects Limited

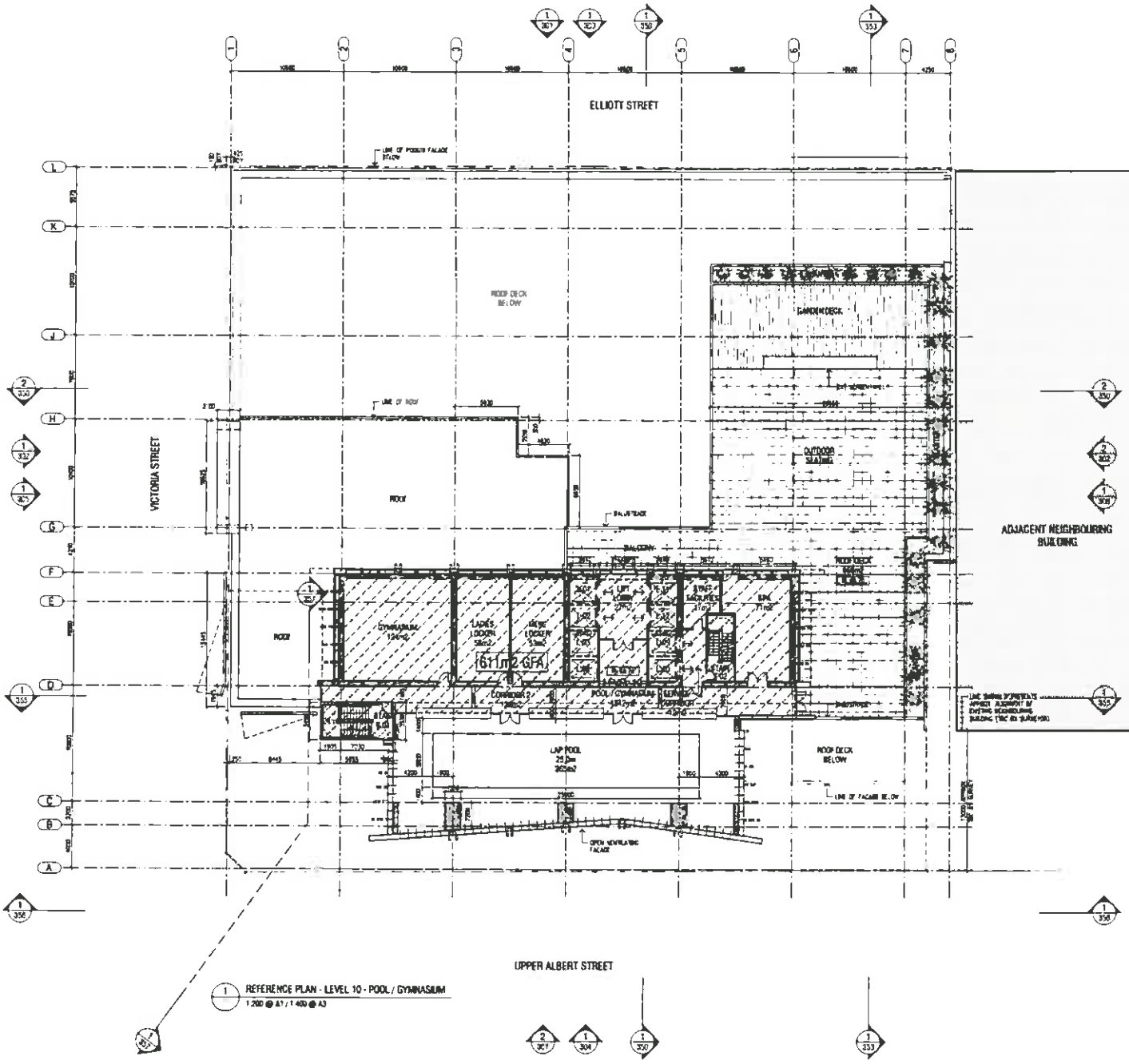

1 REFERENCE PLAN - LEVEL 10 - POOL / GYMNASIUM
1:200 @ A1 / 1:400 @ A3

LEVEL 10	
	AREA m2
ROOF DECK	[illegible]
GYMNASIUM	124
LADIES LOCKER	58
MENS LOCKER	53
SPA	71
POOL	305
SUBTOTAL	611
SERVICE AREAS	
LIFT L 01-L 04	36
LIFT L 09-L 12	35
LIFT LOBBY	27
STAIR S 01	24
STAIR S 02	18
SERVICE AREA SUBTOTAL	141
CORRIDOR 2	176
SERVICE CORRIDOR	12
STAFF FACILITIES	17
FOOTPRINT TOTAL	1842

GFA	
	AREA m2
TOTAL GFA	611

PAUL BROWN & ARCHITECTS

M	RESOURCE CONSENT ISSUE	21/11/14
N	RESOURCE CONSENT ISSUE	25/10/13
L	INFORMATION ISSUE	28/08/13
K	INFORMATION ISSUE	27/08/13
J	INFORMATION ISSUE	21/08/13
I	LAP ISSUE	20/08/13
H	INFORMATION ISSUE	16/08/13
G	INFORMATION ISSUE	09/08/13
Revision		Date

consultants
structural engineer
electrical engineer
mechanical engineer
hydraulic engineer
fire engineer
acoustic consultant
quantity surveyor
interior designer

project title
ELLIOTT TOWER
AUCKLAND CITY
AUCKLAND

sheet title
REFERENCE PLAN
LEVEL 10
POOL/GYMNASIUM

RESOURCE CONSENT

scale A1 1:200
A3 1:400

drawn CBL | checked CAC

dwg no. 436-RC-214 | revision N

© The copyright of these drawings remains the property of Clark Brown Architects Limited

Date of Decision
RLVCC/2006/1730/1
04 FEB 2014
AUCKLAND COUNCIL
APPROVED PLANS

LEVEL 11	
	AREA m2
HYDROTHERAPY	00
SPA 1	32
SPA 2	25
SPA 3	35
SPA 4	61
SUBTOTAL	202
SERVICE AREAS	
LIFT L 01-L 04	35
LIFT L 09-L 12	38
LIFT LOBBY	48
STAIR S 01	24
STAIR S 02	18
SERVICE	34
DUCT 1	5
DUCT 2	5
SERVICE AREA SUBTOTAL	184
CIRCULATION	131
VOID	343
FOOTPRINT TOTAL	864

GFA	
	AREA m2
TOTAL GFA	620

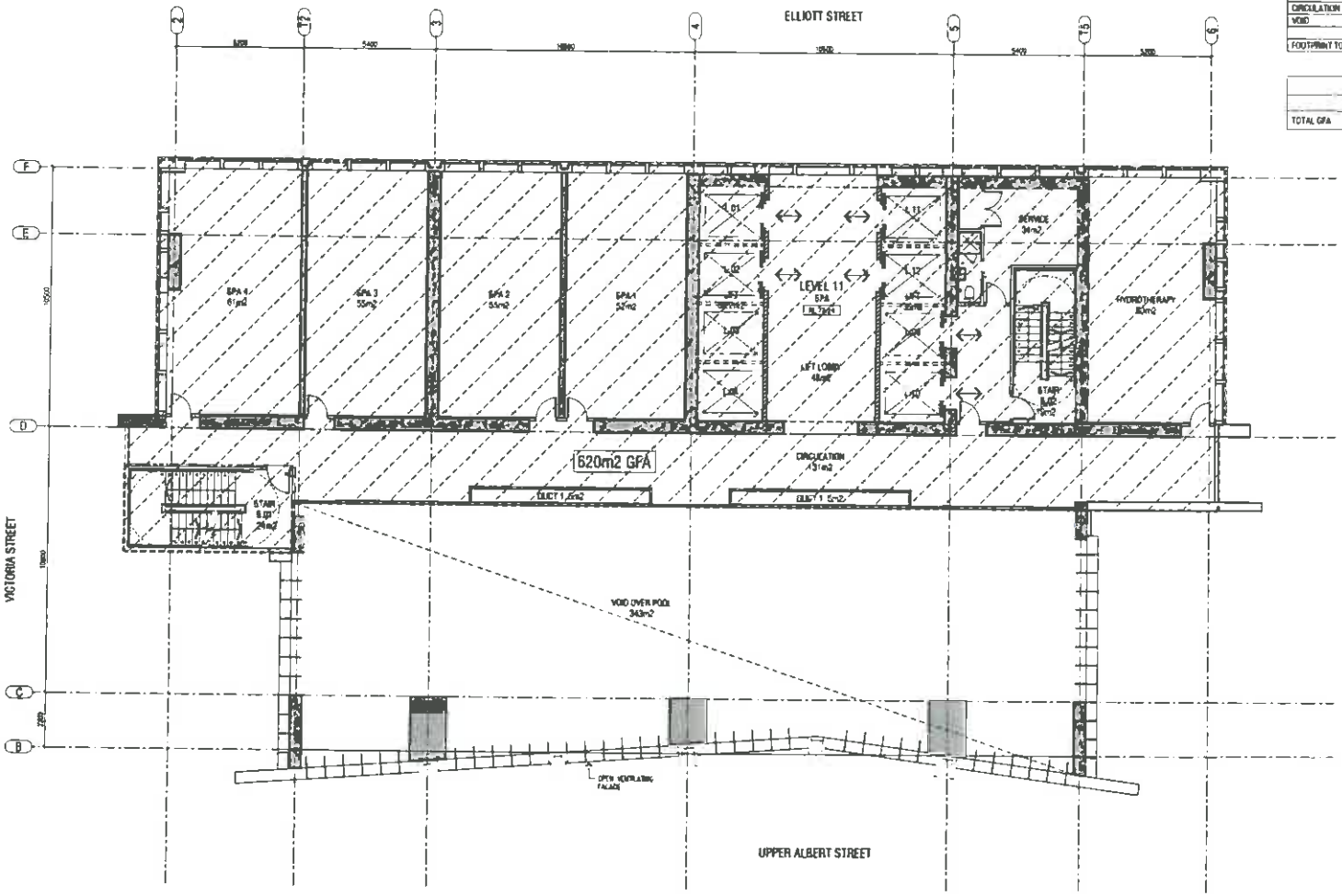

1 REFERENCE PLAN - LEVEL 11 - SPA
1:100 @ A1 / 1:200 @ A3

Date of Decision
RMVCC/2006/7730/1
04 FEB 2014
AUCKLAND COUNCIL
APPROVED PLANS

PAUL BROWN & ARCHITECTS
paul brown architects limited, po box 105092, auckland, new zealand
p+64 9 373 5115, f+64 9 373 5116, office@paulbrownarchitects.co.nz

Revision	Date
H RESOURCE CONSENT ISSUE	21/01/14
G RESOURCE CONSENT ISSUE	20/12/13
F INFORMATION ISSUE	27/09/13
E INFORMATION ISSUE	11/09/13
D UDP ISSUE	30/08/13
C INFORMATION ISSUE	19/05/13
B INFORMATION ISSUE	02/04/13
A INFORMATION ISSUE	18/02/13

consultants :
structural engineer
electrical engineer
mechanical engineer
hydraulic engineer
fire engineer
acoustic consultant
quantity surveyor
interior designer

project title
ELLIOTT TOWER
AUCKLAND CITY
AUCKLAND

sheet title :
REFERENCE PLAN
LEVEL 11
SPA

RESOURCE CONSENT

scale A1 1:100
A3 1:200
design CBA drawn CBD

dwg no. 436-RC-215 revision H

© The copyright of these drawings remains the property of Paul Brown Architects Limited

LEVEL 12	
	AREA m2
SERVICE AREAS	0 0
LIFT L 01-L 04	30
LIFT L 09-L 12	36
LIFT LOBBY	48
STAIR S 01	24
STAIR S 02	19
SERVICE	34
DUCT 1	5
DUCT 2	5
SERVICE AREA SUBTOTAL	187
FOOTPRINT TOTAL	964

GFA	
	AREA m2
TOTAL GFA	964

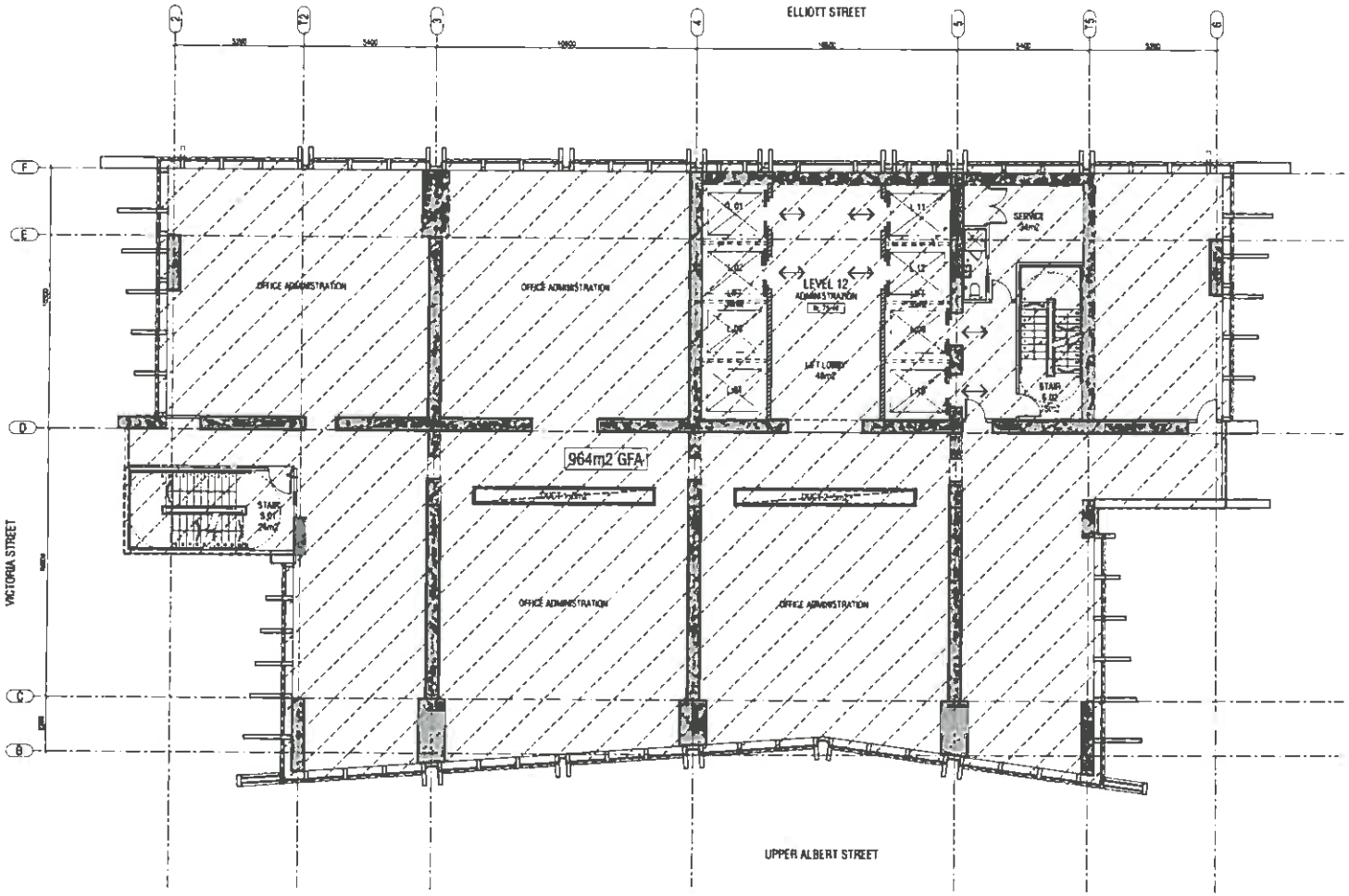

1 REFERENCE PLAN - LEVEL 12
HOTEL ADMINISTRATION OFFICE
1:100 @ A1 / 1:200 @ A3

Date of Decision
RMA/2006/1130/1
04 FEB 2014
AUCKLAND COUNCIL
APPROVED PLANS

PAUL BROWN& ARCHITECTS
paul brown architects limited, po box 105092, auckland, new zealand
p+64 9 373 5115, f+64 9 373 5116, office@paulbrownarchitects.co.nz

Revision	Date
H RESOURCE CONSENT ISSUE	21/04/14
G RESOURCE CONSENT ISSUE	25/10/13
F INFORMATION ISSUE	27/08/13
E INFORMATION ISSUE	21/08/13
D WIP ISSUE	30/06/13
C INFORMATION ISSUE	10/05/13
B INFORMATION ISSUE	03/04/13
A INFORMATION ISSUE	18/02/13

consultants :

project title

ELLIOTT TOWER
AUCKLAND CITY
AUCKLAND

sheet title
REFERENCE PLAN
LEVEL 12
HOTEL ADMINISTRATION OFFICE

RESOURCE CONSENT

scale A1 1:100
A3 1:200

drawn CRC

dwg no. 436-RC-216

revision H

© The copyright of these drawings remains the property of Clark Brown Architects Limited

UNIT TYPE LEGEND			
LEVEL	NO.	TYPE	TOTAL
13-16	4 LEVELS	9 RESIDENTIAL APARTMENTS/LEVEL	36
17-30	14 LEVELS	1 HOTEL SUITE & 9 HOTEL UNITS/LEVEL	140
31	1 LEVEL	PLANT	-
32-44	13 LEVELS	1 HOTEL SUITE & 9 HOTEL UNITS/LEVEL	130
45-46	2 LEVELS	1 VP SUITE & 7 HOTEL UNITS/LEVEL	16
47-48	2 LEVELS	1 PRES SUITE & 4 HOTEL UNITS/LEVEL	10
TOTAL HOTEL UNITS & APARTMENTS			332

LEVEL 13-16	
	AREA m2
APARTMENT 1301	80
APARTMENT 1302	52
APARTMENT 1303	55
APARTMENT 1304	115
APARTMENT 1305	121
APARTMENT 1306	54
APARTMENT 1307	52
APARTMENT 1308	53
APARTMENT 1309	84
APARTMENT SUBTOTAL	825
SERVICE AREAS	
LIFT L 01-L 04	39
LIFT L 09-L 12	35
LIFT LOBBY	42
STAIR S.01	24
STAIR S.02	19
SERVICE	34
DUCT 1	5
DUCT 2	5
SERVICE AREA SUBTOTAL	187
CIRCULATION	131
FOOTPRINT TOTAL	964

GFA	
	AREA m2
TOTAL GFA	964

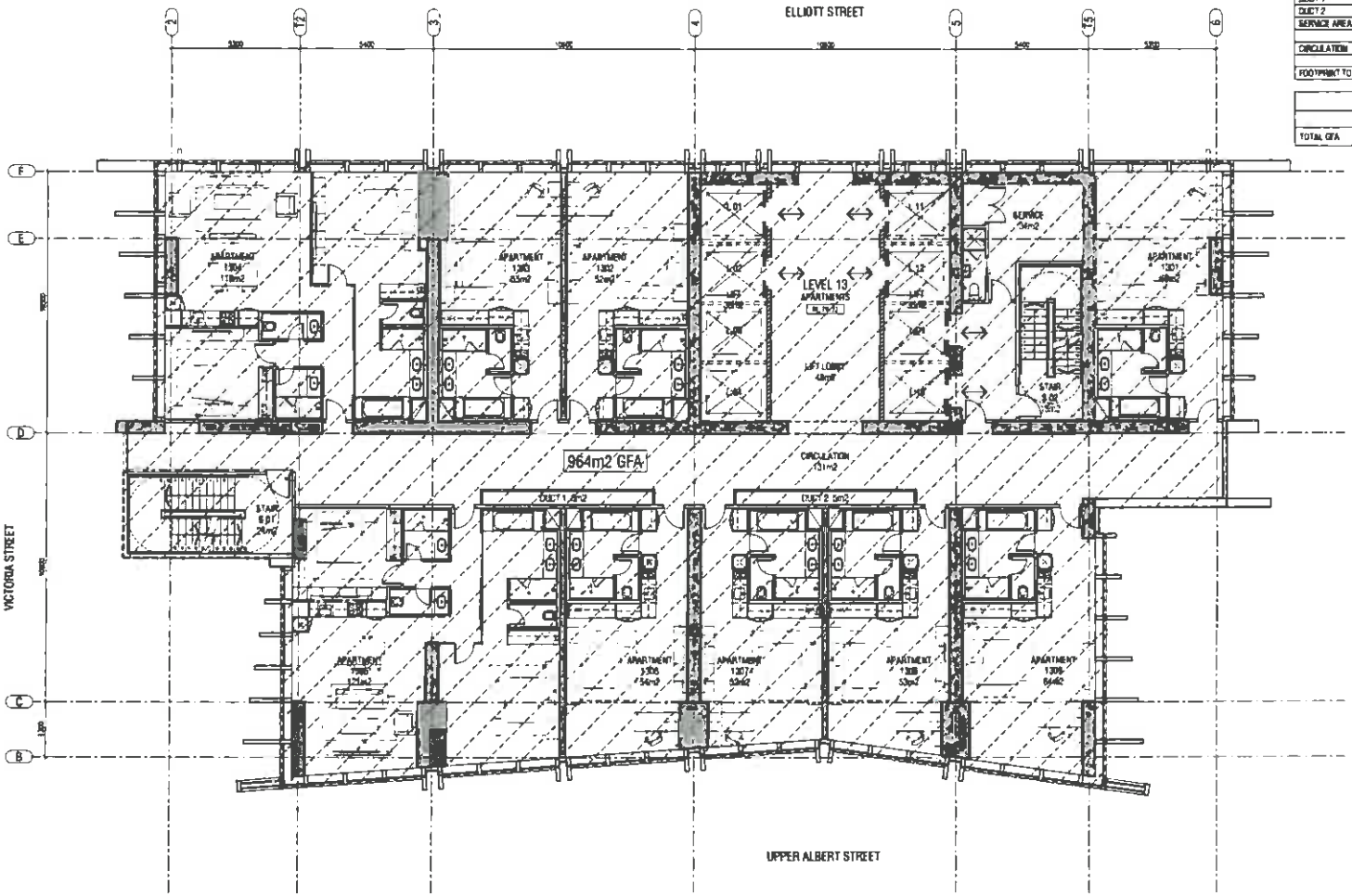

REFERENCE PLAN - LEVEL 13-16 - APARTMENTS
1:100 @ A1 / 1:200 @ A3

Date of Decision
R.NCC/2006/1730/1
04 FEB 2014
AUCKLAND COUNCIL
APPROVED PLANS

PAUL BROWN & ARCHITECTS

paul brown architects limited, po box 105092, auckland, new zealand
p+64 9 373 5115, f+64 9 373 5116, office@paulbrownarchitects.co.nz

Revision		Date
H	RESOURCE CONSENT ISSUE	21/01/14
G	RESOURCE CONSENT ISSUE	25/10/13
F	INFORMATION ISSUE	21/08/13
E	INFORMATION ISSUE	21/08/13
D	UDP ISSUE	20/06/13
C	INFORMATION ISSUE	10/05/13
B	INFORMATION ISSUE	08/04/13
A	INFORMATION ISSUE	18/02/13

consultants
structural engineer
electrical engineer
mechanical engineer
hydraulic engineer
fire engineer
electrical consultant
quantity surveyor
arborist / ecologist

project title
ELLIOTT TOWER
AUCKLAND CITY
AUCKLAND

sheet title
REFERENCE PLAN
LEVEL 13–16
APARTMENTS

RESOURCE CONSENT

scale A1 1:100
A3 1:200

design CBA | drawn CAD

dwg no. 436-RC-217 | revision H

The contractor is to verify all dimensions, angles, site measurements & conditions etc. before fabrication or construction begins.

© The copyright of these drawings remains the property of Clark Brown Architects Limited

UNIT TYPE LEGEND			
LEVEL	NO	TYPE	TOTAL
13-16	4 LEVELS	8 RESIDENTIAL APARTMENTS/LEVEL	36
17-30	14 LEVELS	1 HOTEL SUITE & 9 HOTEL UNITS/LEVEL	140
31	1 LEVEL	PLANT	
32-44	13 LEVELS	1 HOTEL SUITE & 9 HOTEL UNITS/LEVEL	130
45-46	2 LEVELS	7 VIP SUITE & 7 HOTEL UNITS/LEVEL	16
47-48	2 LEVELS	1 PRES SUITE & 4 HOTEL UNITS/LEVEL	10
TOTAL HOTEL UNITS & APARTMENTS			332

LEVEL 17-28 & 30-33	
	AREA m2
HOTEL ROOM 1701	60
HOTEL ROOM 1702	52
HOTEL ROOM 1703	55
HOTEL ROOM 1704	115
HOTEL ROOM 1705	65
HOTEL ROOM 1706	54
HOTEL ROOM 1707	52
HOTEL ROOM 1708	54
HOTEL ROOM 1709	52
HOTEL ROOM 1710	64
HOTEL SUBTOTAL	621
SERVICE AREAS	
LIFT L 01-L 04	36
LIFT L 09-L 12	36
LIFT LOBBY	48
STAIR S 01	25
STAIR S 02	19
SERVICE	34
DUCT 1	5
DUCT 2	5
SERVICE AREA SUBTOTAL	198
CIRCULATION	131
FOOTPRINT TOTAL	964

GFA	
	AREA m2
TOTAL GFA	964

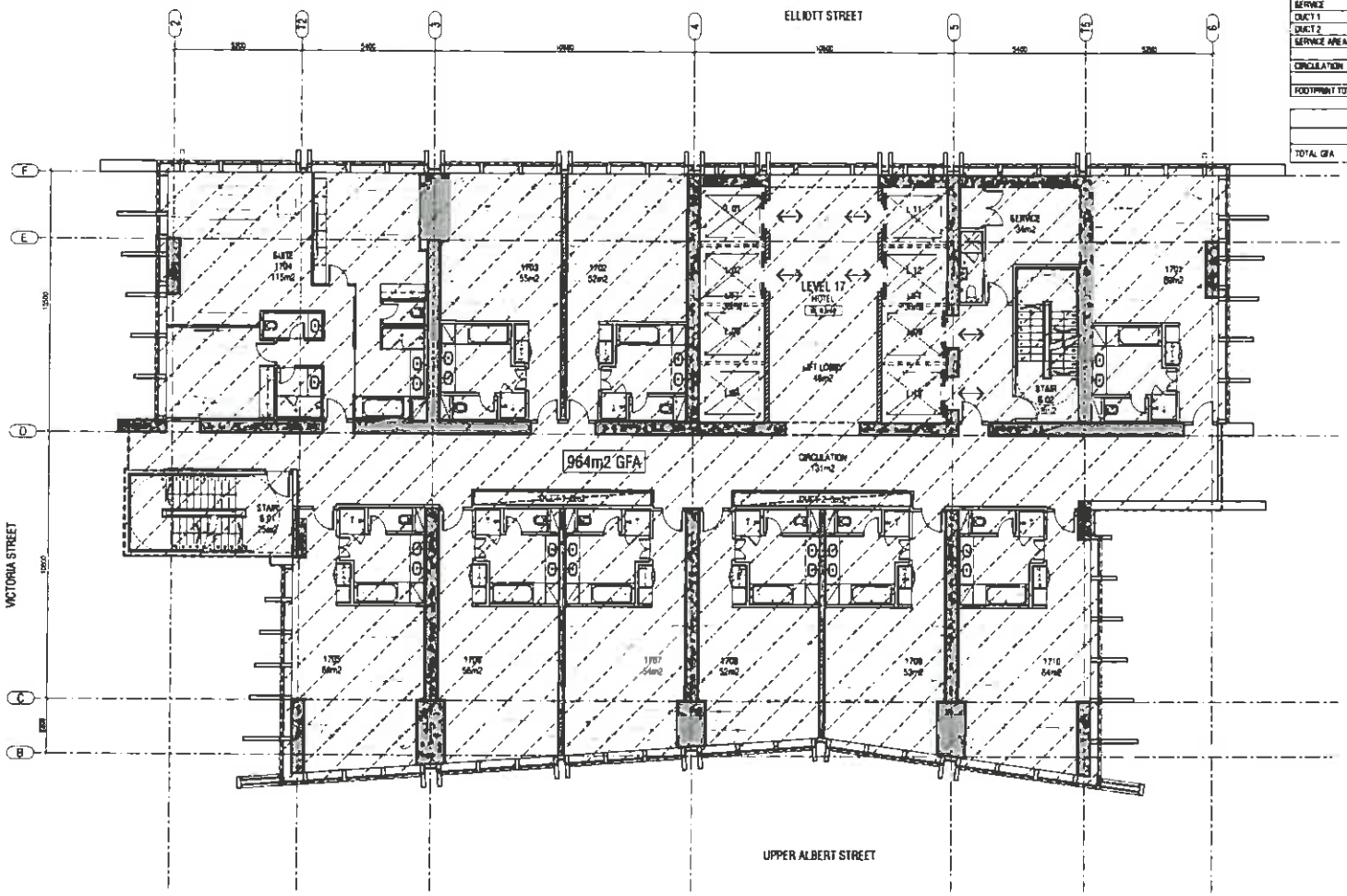

1 REFERENCE PLAN
LEVEL 17-28 & 30-33 - HOTEL ROOMS / SUITES
1:100 @ A1 / 1:200 @ A3

Date of Decision
RJVCC/2006/7730/L
04 FEB 2014
AUCKLAND COUNCIL
APPROVED PLANS

PAUL BROWN& ARCHITECTS
paul brown architects limited, po box 105092, auckland, new zealand
p+64 9 373 5315, f+64 9 373 5116, office@paulbrownarchitects.co.nz

Revision		Date
I	RESOURCE CONSENT ISSUE	21/01/14
H	RESOURCE CONSENT ISSUE	30/10/13
G	RESOURCE CONSENT ISSUE	25/10/13
F	INFORMATION ISSUE	27/08/13
E	INFORMATION ISSUE	21/08/13
D	UCP ISSUE	20/08/13
C	INFORMATION ISSUE	10/05/13
B	INFORMATION ISSUE	09/04/13

consultants

project title
ELLIOTT TOWER
AUCKLAND CITY
AUCKLAND

sheet title
REFERENCE PLAN
LEVEL 17-28 & 30-33
HOTEL ROOMS / SUITES

RESOURCE CONSENT

scale A1 1:100
A3 1:200

drawn CBA | checked CAC

dwg no. 436-RC-218 | revision I

© The copyright of this drawing remains the property of Clark Brown Architects Limited

LEVEL 29	
	AREA m2
SERVICE AREAS	
LIFT L 01-L 04	37
LIFT L 09-L 12	36
LIFT LOBBY	48
STAIR S 01	24
STAIR S 02	16
SERVICE	38
DUCT 1	5
DUCT 2	5
SERVICE AREA & SUBTOTAL	210
FOOTPRINT TOTAL	976

GFA	
	AREA m2
LIFTS LIFT LOBBY STAIR S 02	176
STAIR S 01	24
DUCT 1	5
DUCT 2	5
TOTAL	210

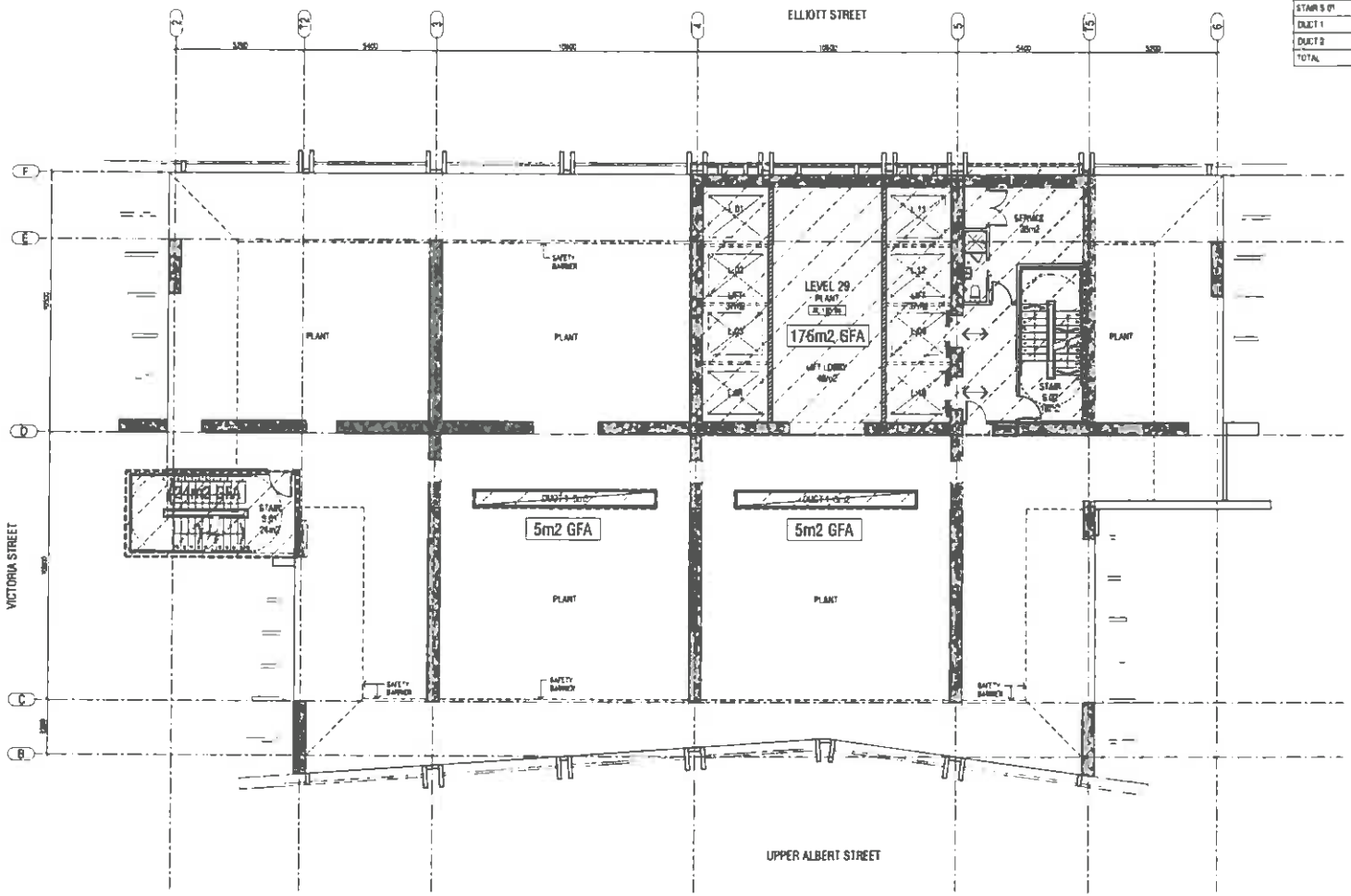

1 REFERENCE PLAN - LEVEL 29 - PLANT
1:100 @ A1 / 1:200 @ A3

Date of Decision
R\VCC\2006\7730/1
04 FEB 2014
AUCKLAND COUNCIL
APPROVED PLANS

PAUL BROWN& ARCHITECTS

I	RESOURCE CONSENT ISSUE	21/01/14
H	RESOURCE CONSENT ISSUE	30/10/13
G	RESOURCE CONSENT ISSUE	25/10/13
F	INFORMATION ISSUE	27/08/13
E	INFORMATION ISSUE	21/08/13
D	CDP ISSUE	20/06/13
C	INFORMATION ISSUE	10/05/13
B	INFORMATION ISSUE	08/04/13
Revision		Date

consultants

project title

ELLIOTT TOWER
AUCKLAND CITY
AUCKLAND

sheet title

REFERENCE PLAN
LEVEL 29
PLANT

RESOURCE CONSENT

scale A1 1:100
A3 1:200

drawn CAD

drg no. 436-RC-219

revision I

The copyright of these drawings remains The property of Clark Brown Architects Limited

UNIT TYPE LEGEND			
LEVEL	NO	TYPE	TOTAL
13-16	4 LEVELS	8 RESIDENTIAL APARTMENTS/LEVEL	36
17-30	14 LEVELS	1 HOTEL SUITE & 9 HOTEL UNITS/LEVEL	140
31	1 LEVEL	PLANT	
32-44	13 LEVELS	1 HOTEL SUITE & 9 HOTEL UNITS/LEVEL	130
45-46	2 LEVELS	1 VP SUITE & 7 HOTEL UNITS/LEVEL	16
47-48	2 LEVELS	1 PRES SUITE & 4 HOTEL UNITS/LEVEL	10
TOTAL HOTEL UNITS & APARTMENTS			332

LEVEL 42-43	
	AREA m2
HOTEL ROOM 4201	60
VP SUITE 4202	222
HOTEL ROOM 4203	65
HOTEL ROOM 4204	56
HOTEL ROOM 4205	54
HOTEL ROOM 4206	53
HOTEL ROOM 4207	53
HOTEL ROOM 4208	64
HOTEL SUBTOTAL	626
SERVICE AREAS	
LIFT L 01-L 04	36
LIFT L 09-L 12	36
LIFT LOBBY	48
STAIR S 01	25
STAIR S 02	19
SERVICE	34
DUCT 1	5
DUCT 2	5
SERVICE AREA SUBTOTAL	188
CIRCULATION	130
FOOTPRINT TOTAL	964

GFA	
	AREA m2
TOTAL GFA	964

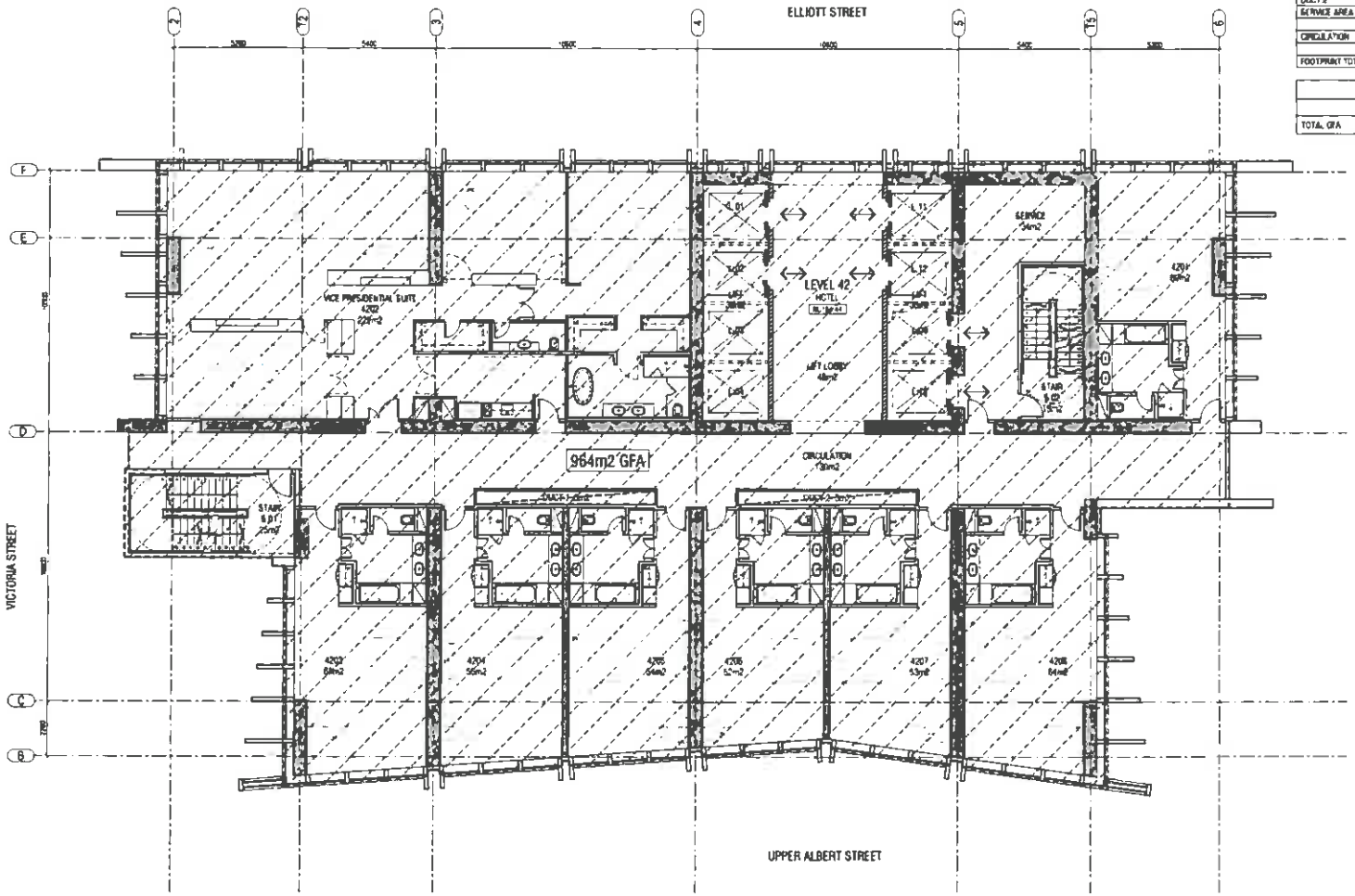

1 REFERENCE PLAN - LEVEL 42-43
APARTMENT / HOTEL ROOMS / VICE PRESIDENTIAL SUITE
1:100 @ A1 / 1:200 @ A3

Date of Decision
RMC/2006/TT301
04 FEB 2014
AUCKLAND COUNCIL
APPROVED PLANS

PAUL BROWN & ARCHITECTS

paul brown architects limited, po box 105292, auckland, new zealand
p+64 9 373 3315, f+64 9 373 3316, office@paulbrownarchitects.co.nz

Revision		Date
H	RESOURCE CONSENT ISSUE	3/01/14
G	RESOURCE CONSENT ISSUE	25/10/13
F	INFORMATION ISSUE	07/08/13
E	INFORMATION ISSUE	31/06/13
D	WDP ISSUE	20/06/13
C	INFORMATION ISSUE	10/05/13
B	INFORMATION ISSUE	08/04/13
A	INFORMATION ISSUE	13/02/13

consultants
structural engineer
electrical engineer
mechanical engineer
hydraulic engineer
fire engineer
acoustic consultant
quantity surveyor
interior designer

project title
ELLIOTT TOWER
AUCKLAND CITY
AUCKLAND

sheet title
REFERENCE PLAN
LEVEL 42–43
APARTMENT/HOTEL ROOMS/VP SUITE

RESOURCE CONSENT

scale A1 1:100
A3 1:200
design CBK drawn CKC
drg no. 436-RC-220 revision H

© The copyright of these drawings remains the property of Clark Brown Architects Limited

UNIT TYPE LEGEND			
LEVEL	NO	TYPE	TOTAL
13-16	4 LEVELS	8 RESIDENTIAL APARTMENTS/LEVEL	32
17-30	14 LEVELS	7 HOTEL SUITE & 3 HOTEL UNITS/LEVEL	140
31	1 LEVEL	PLANT	
32-44	13 LEVELS	7 HOTEL SUITE & 3 HOTEL UNITS/LEVEL	130
45-46	2 LEVELS	1 VIP SUITE & 7 HOTEL UNITS/LEVEL	16
47-48	2 LEVELS	1 PRES SUITE & 4 HOTEL UNITS/LEVEL	10
TOTAL HOTEL UNITS & APARTMENTS			332

LEVEL 44-45	
	AREA m2
HOTEL ROOM 4401	80
PRESIDENTIAL SUITE 4402	468
HOTEL ROOM 4403	52
HOTEL ROOM 4404	53
HOTEL ROOM 4405	84
SUBTOTAL	694
SERVICE AREAS	
LIFT L 01-L 04	36
LIFT L 08-L 12	36
LIFT LOBBY	48
STAIR S 01	25
STAIR S 02	18
SERVICE	34
DUCT 2	5
SERVICE AREA SUBTOTAL	204
CIRCULATION	66
FOOTPRINT TOTAL	964

GFA	
	AREA m2
TOTAL GFA	964

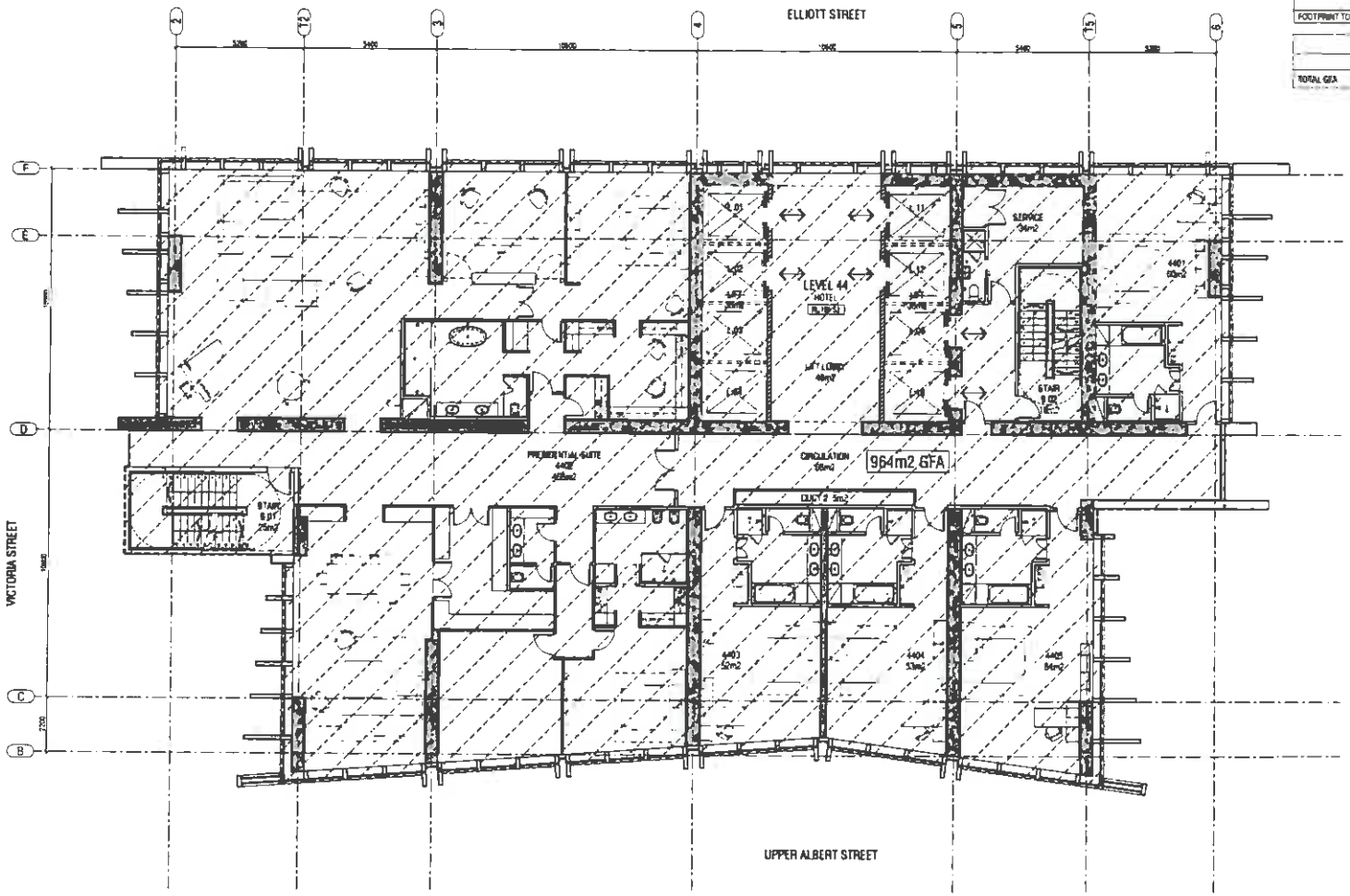

1 REFERENCE PLAN - LEVEL 44-45
HOTEL ROOMS / PRESIDENTIAL SUITE
1:100 @ A1 / 1:200 @ A3

Date of Decision
RJVCC/2006/730/1
04 FEB 2014
AUCKLAND COUNCIL
APPROVED PLANS

PAUL BROWN& ARCHITECTS
paul brown architects limited, po box 105092, auckland, new zealand
p+64 9 373 5115, f+64 9 373 5116, office@paulbrownarchitects.co.nz

M	RESOURCE CONSENT ISSUE	21/9/13
L	RESOURCE CONSENT ISSUE	20/9/13
K	INFORMATION ISSUE	17/08/13
J	INFORMATION ISSUE	31/08/13
I	DDP ISSUE	30/08/13
H	INFORMATION ISSUE	19/08/13
G	INFORMATION ISSUE	08/08/13
F	INFORMATION ISSUE	18/07/13
Revision		Date

consultants
structural engineer
geotechnical engineer
mechanical engineer
electrical engineer
fire engineer
acoustic consultant
civil engineer
interior designer

project title
ELLIOTT TOWER
AUCKLAND CITY
AUCKLAND

sheet title
REFERENCE PLAN
LEVEL 44-45
HOTEL ROOMS/PRESIDENTIAL SUITE

RESOURCE CONSENT

scale A1 1:100
A3 1:200

drawn CM | drawn CAD

dwg no 436-RC-221 | revision M

The contractor is to verify all dimensions, angles, site measurements & conditions on site before fabrication or construction begins.

© The copyright of these drawings remains the property of Clark Brown Architects Limited

LEVEL 46	
	AREA m2
SERVICE AREAS	
LIFT L 01 L 04	38
LIFT L 09-L 12	35
LIFT LOBBY	48
STAIR S 01	25
STAIR S 02	18
SERVICE	34
DUCT 1	5
DUCT 2	5
SERVICE AREA SUBTOTAL	208
FOOTPRINT TOTAL	864

GFA	
	AREA m2
LIFTS LIFT LOBBY STAIR S 01	179
STAIR S 01	25
DUCT 1	5
DUCT 2	5
TOTAL	215

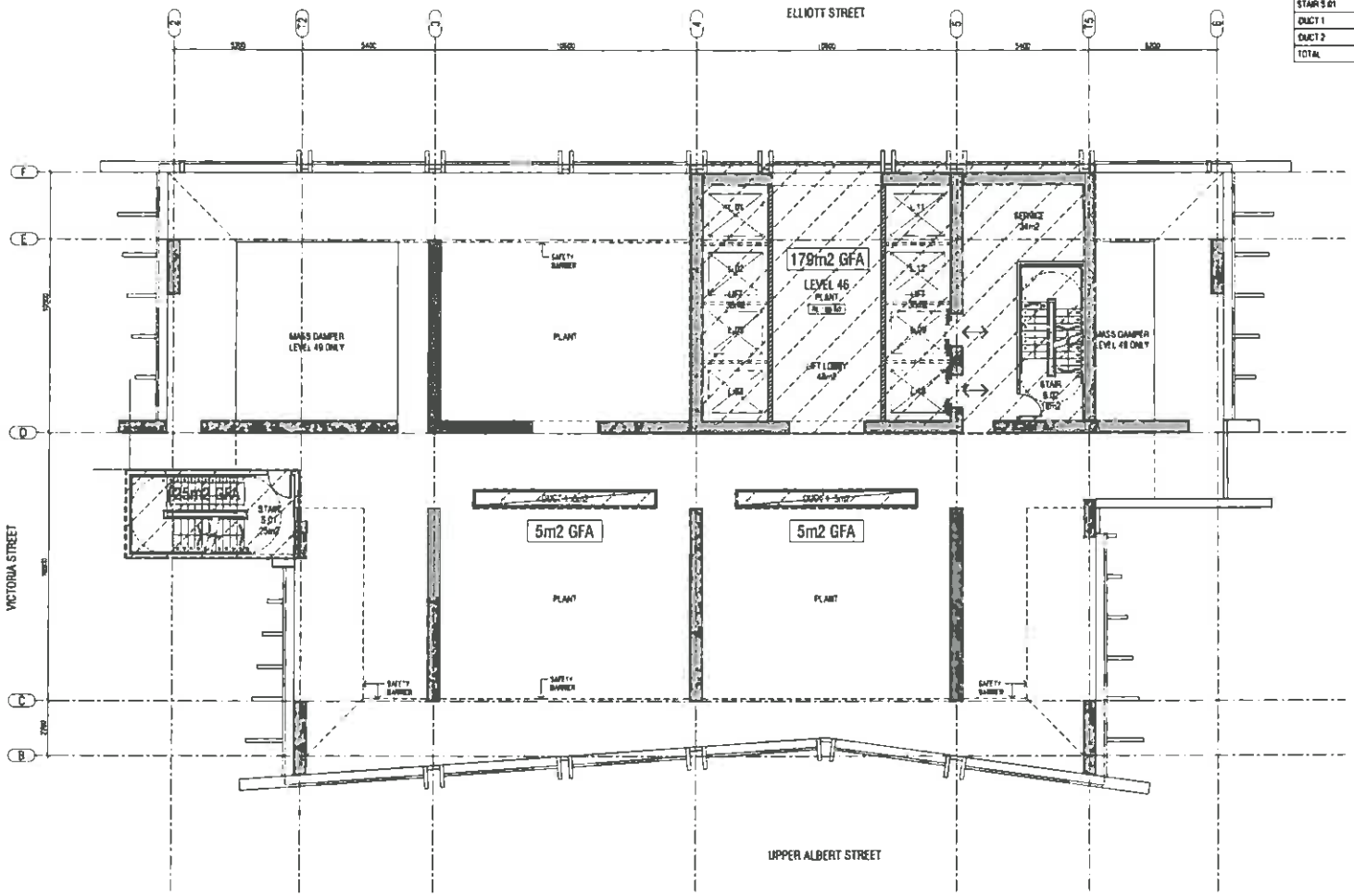

REFERENCE PLAN - LEVEL 46 - PLANT
1:100 @ A1 / 1:200 @ A3

Date of Decision
RMA CC/2006/7739/1
04 FEB 2014
AUCKLAND COUNCIL
APPROVED PLANS

PAUL BROWN & ARCHITECTS

Rev	Revisions	Date
N	RESOURCE CONSENT ISSUE	21/01/14
M	RESOURCE CONSENT ISSUE	25/10/13
L	INFORMATION ISSUE	21/08/13
K	INFORMATION ISSUE	21/08/13
J	URP ISSUE	20/08/13
I	INFORMATION ISSUE	19/08/13
H	INFORMATION ISSUE	08/04/13
G	INFORMATION ISSUE	18/02/13

consultants :
structural engineer
electrical engineer
mechanical engineer
hydraulic engineer
fire engineer
acoustic consultant
quantity surveyor
interior designer

project title
ELLIOTT TOWER
AUCKLAND CITY
AUCKLAND

sheet title
REFERENCE PLAN
LEVEL 46
PLANT

RESOURCE CONSENT

scale A1 1:100
A3 1:200
drawn CAD

drg no. 436-RC-222
revision N

The contractor is to verify all dimensions, angles, site measurements & conditions etc. before fabrication or construction begins.

© The copyright of these drawings remains The property of Clark Brown Architects Limited

LEVEL 47	
	AREA m2
RESTAURANT	382
PRIVATE DINING 1	106
PRIVATE DINING 2	65
PRIVATE DINING 3	58
PRIVATE DINING 4	64
PRIVATE DINING 5	96
SUBTOTAL	770
SERVICE AREAS	
LIFT L 01-L 04	30
LIFT L 09-L 12	36
LIFT LOBBY	48
STAIR S 01	24
STAIR S 02	19
SERVICE	24
SERVICE AREA SUBTOTAL	180
FOOTPRINT TOTAL	970

GFA	
	AREA m2
TOTAL GFA	967

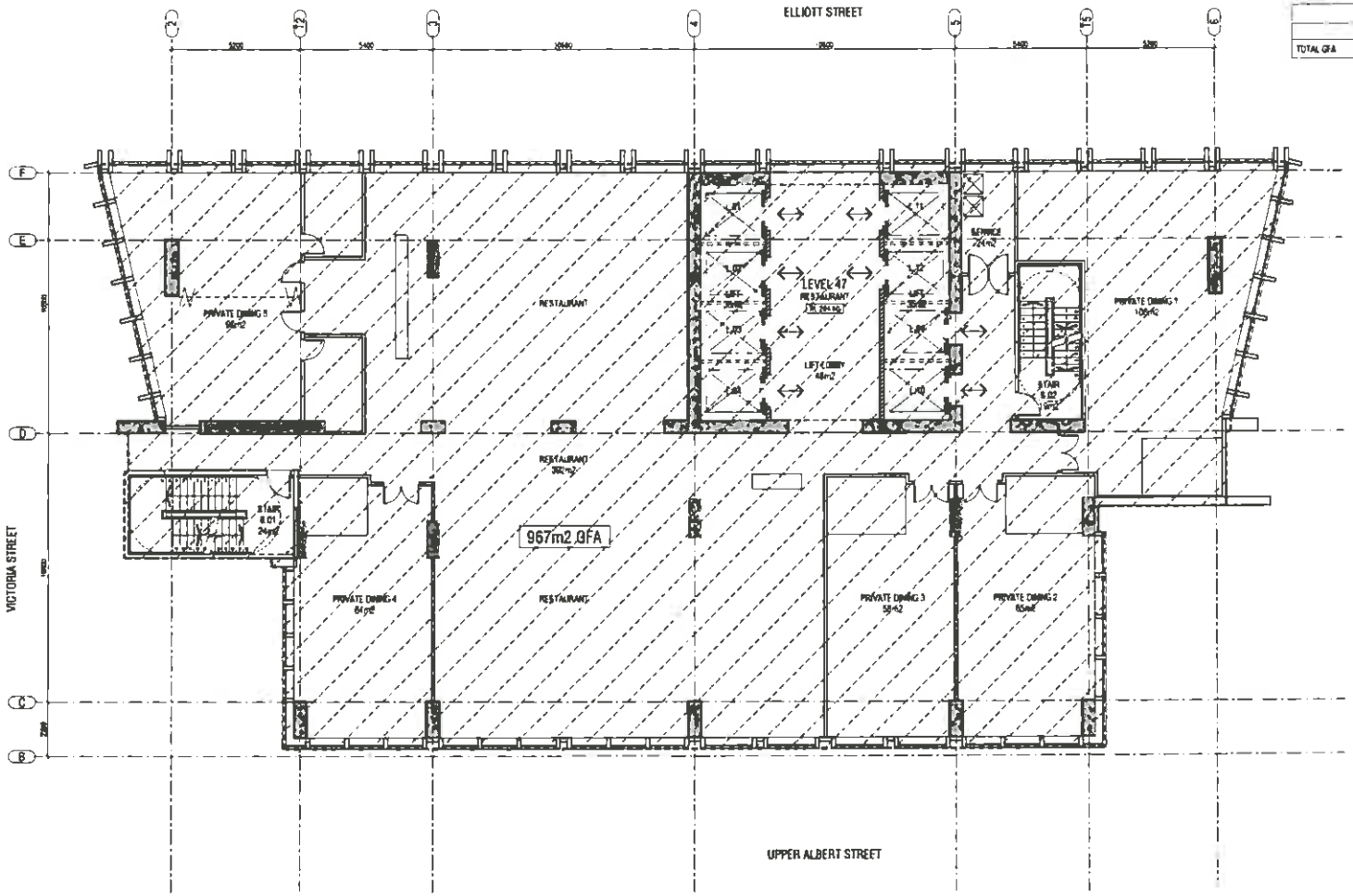

1 REFERENCE PLAN - LEVEL 47 - RESTAURANT
1:100 @ A1 / 1:200 @ A3

Date of Decision
RMUC/2006/1730V1
04 FEB 2014
AUCKLAND COUNCIL
APPROVED PLANS

PAUL BROWN & ARCHITECTS

paul brown architects limited, po box 105092, auckland, new zealand
p+64 9 373 5115, f+64 9 373 5116, office@paulbrownarchitects.co.nz

H	RESOURCE CONSENT ISSUE	21/01/14
G	RESOURCE CONSENT ISSUE	25/10/13
F	INFORMATION ISSUE	27/09/13
E	INFORMATION ISSUE	21/08/13
D	WIP ISSUE	20/08/13
C	INFORMATION ISSUE	10/08/13
B	INFORMATION ISSUE	08/08/13
A	INFORMATION ISSUE	16/12/13
Revision		Date

consultants
structural engineer
geotechnical engineer
mechanical engineer
hydraulic engineer
fire engineer
acoustic consultant
quantity surveyor
interior designer

project title
ELLIOTT TOWER
AUCKLAND CITY
AUCKLAND

sheet title
REFERENCE PLAN
LEVEL 47
RESTAURANT

RESOURCE CONSENT

scale A1 1:100
A3 1:200
design CH drawn OC

dwg no. 436-RC-223
revision H

The copyright of these drawings remains the property of Clark Brown Architects Limited

LEVEL 48	
	AREA m2
RESTAURANT	515
KITCHEN 1	104
KITCHEN 2	203
SUBTOTAL	822
SERVICE AREAS	
LIFT L 03 L 04	18
LIFT L 09 L 10	18
LIFT LOBBY	24
LIFT MACHINE ROOM	61
STAIR S 01	25
STAIR S 02	18
SERVICE	25
SERVICE AREA SUBTOTAL	189
FOOTPRINT TOTAL	1023

GFA	
	AREA m2
TOTAL GFA	1010

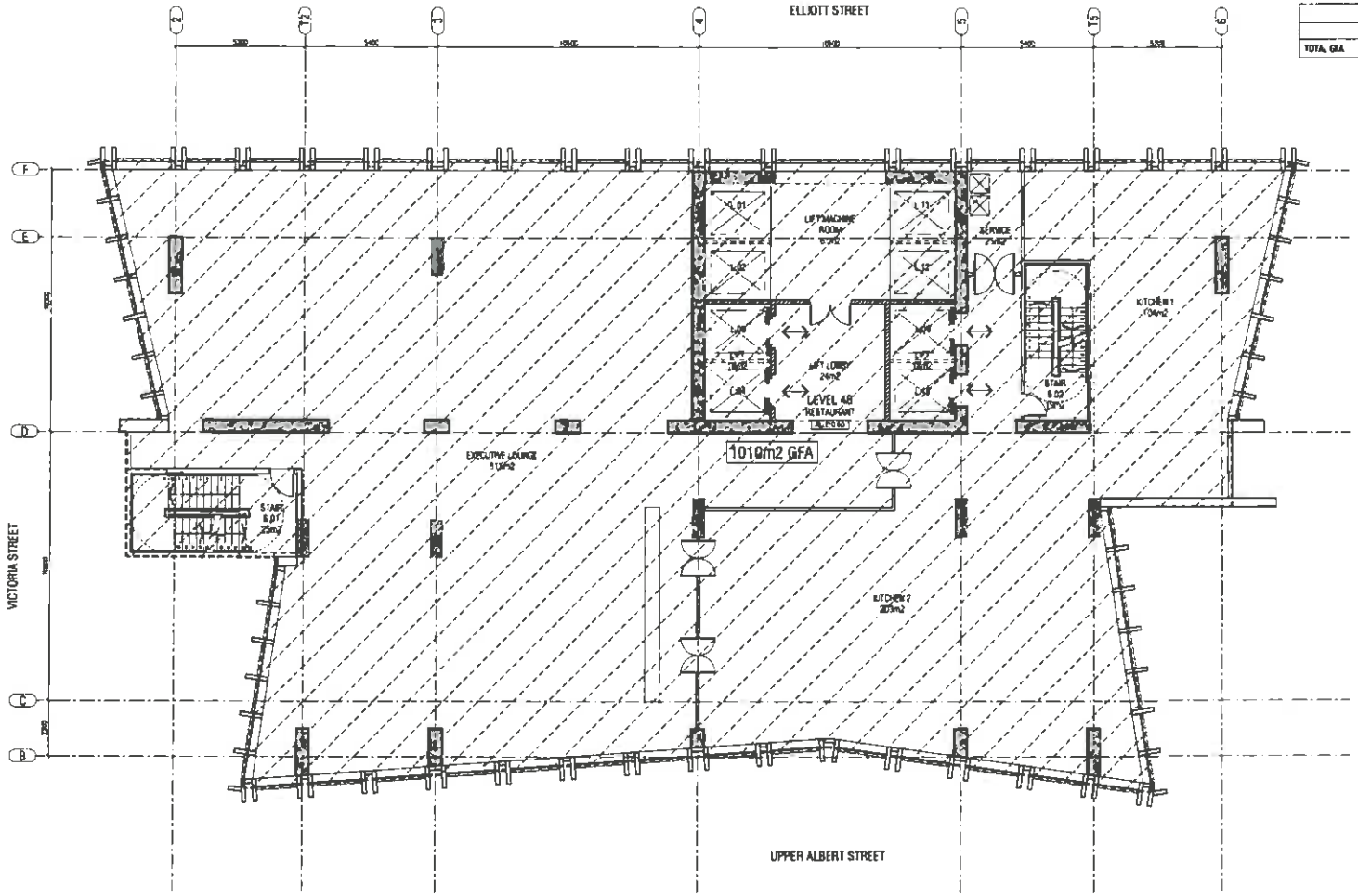

1 REFERENCE PLAN - LEVEL 48 - RESTAURANT
1:100 @ A1 / 1:200 @ A3

Date of Decision
RMA/2006/1730A
04 FEB 2014
AUCKLAND COUNCIL
APPROVED PLANS

PAUL BROWN & ARCHITECTS
paul brown architects limited, po box 105093, auckland, new zealand
p+64 9 373 5115, f+64 9 373 5116, office@paulbrownarchitects.co.nz

Revision		Date
E	RESOURCE CONSENT ISSUE	21/01/14
D	RESOURCE CONSENT ISSUE	25/10/13
C	INFORMATION ISSUE	27/09/13
B	INFORMATION ISSUE	27/08/13
A	DDP ISSUE	20/06/13

consultants
structural engineer
electrical engineer
mechanical engineer
hydraulic engineer
fire engineer
acoustic consultant
landscape architect
interior designer

project title
ELLIOTT TOWER
AUCKLAND CITY
AUCKLAND

sheet title
REFERENCE PLAN
LEVEL 48
RESTAURANT

RESOURCE CONSENT

scale A1 1:100
A3 1:200

design CBR | drawn CRD

dwg no. 436-RC-224 | revision E

The contractor is to verify all dimensions, angles, site measurements & conditions etc. before fabrication or construction begins.

© The copyright of these drawings remains the property of Clark Brown Architects Limited

LEVEL 49	
	AREA m2
SERVICE AREAS	
LIFT MACHINE ROOM	58
STAIR S 01	25
STAIR S 08	17
PLANT	487
SERVICE AREA SUBTOTAL	588
ROOF	422
FOOTPRINT TOTAL	1073

GFA	
	AREA m2
TOTAL GFA	0

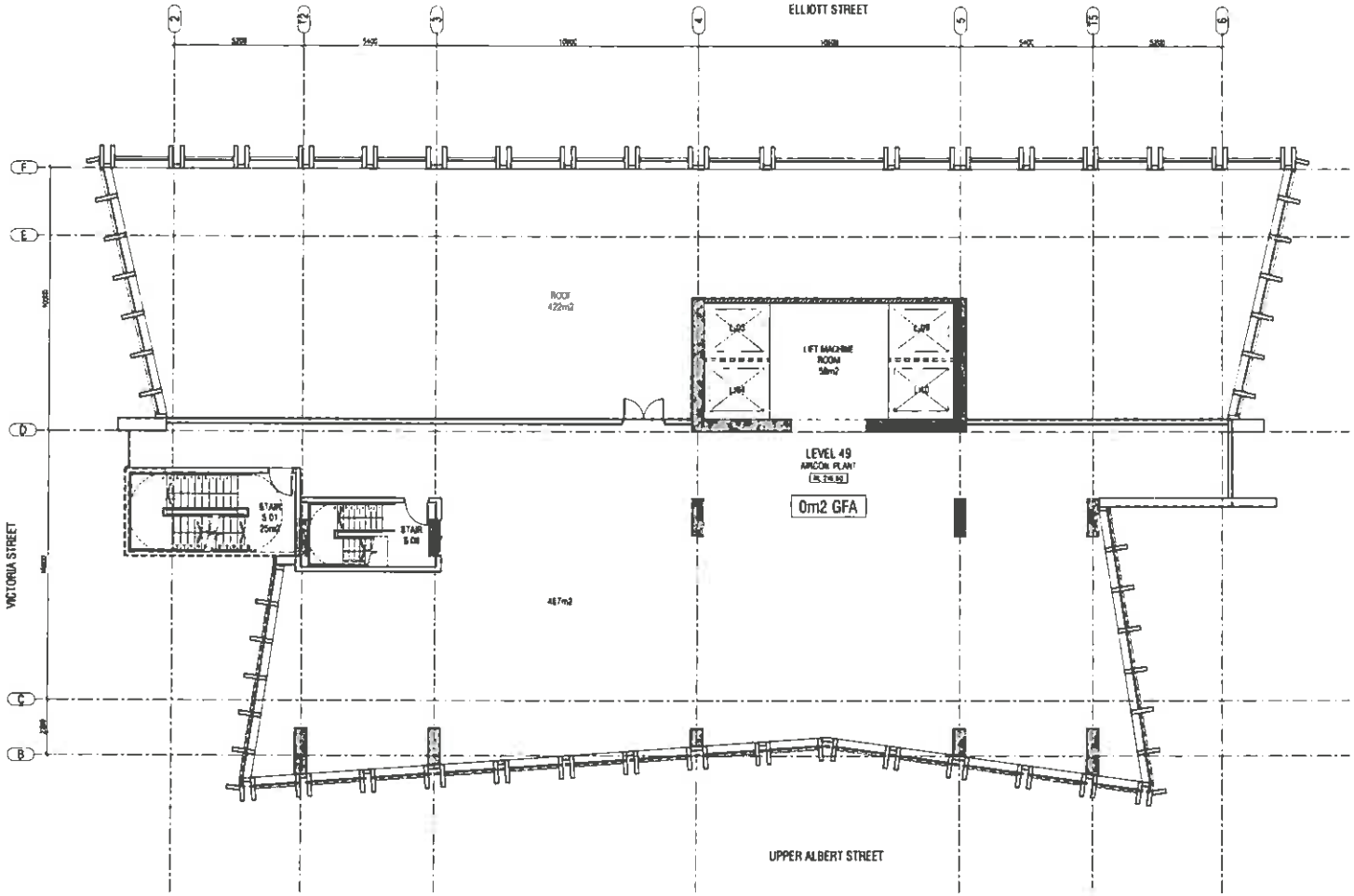

1 REFERENCE PLAN - LEVEL 49 - ROOF/PLANT
1:100 @ A1 / 1:200 @ A3

Date of Decision
RMC/2006/7730/1
04 FEB 2014
AUCKLAND COUNCIL
APPROVED PLANS

PAUL BROWN & ARCHITECTS

E	RESOURCE CONSENT ISSUE	21/08/14
D	RESOURCE CONSENT ISSUE	22/08/13
C	INFORMATION ISSUE	27/08/13
B	INFORMATION ISSUE	21/08/13
A	sDP ISSUE	20/08/13
Revision		Date

consultants

project title

ELLIOTT TOWER
AUCKLAND CITY
AUCKLAND

sheet title

REFERENCE PLAN
LEVEL 49
ROOF/PLANT

RESOURCE CONSENT

scale A1 1:100
A3 1:200

design CBA drawn CAC

dwg no. 436-RC-225 revision E

The contractor is to verify all dimensions, angles, site measurements & conditions etc. before fabrication or construction begins.

© The copyright of these drawings remains The property of Clark Brown Architects Limited

LEVEL 50	
	AREA m2
SERVICE AREAS	
STAIR & CR	18
PLANT	356
SERVICE AREA SUBTOTAL	375
	0
FOOTPRINT TOTAL	375

GFA	
	AREA m2
TOTAL GFA	0

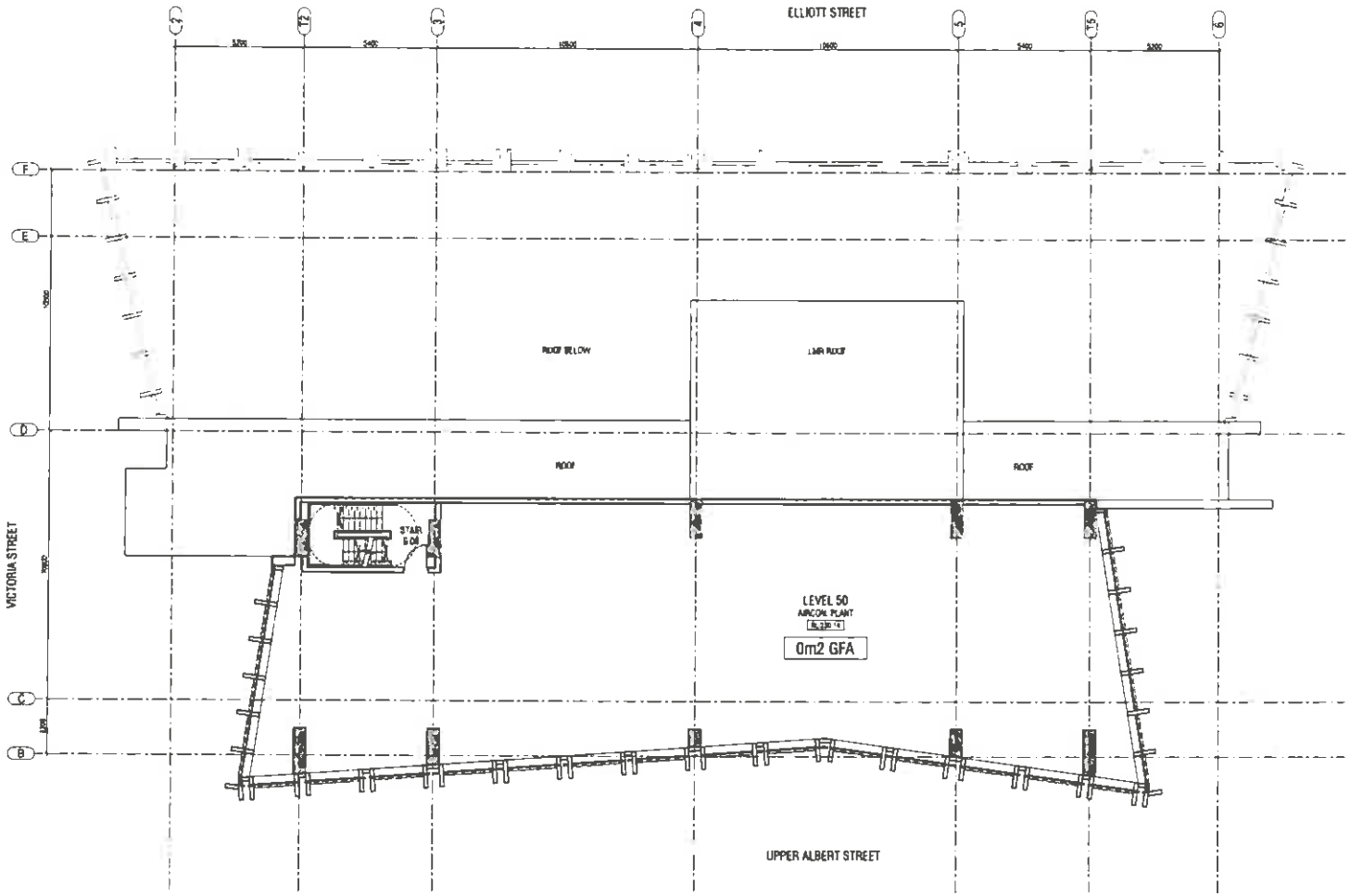

1 REFERENCE PLAN - LEVEL 50 - PLANT
1:100 @ A1 / 1:200 @ A3

Date of Decision
RMA/2006/1730/1
04 FEB 2014
AUCKLAND COUNCIL
APPROVED PLANS

PAUL BROWN & ARCHITECTS

paul brown architects limited, po box 105092, auckland, new zealand
t+64 9 373 5115, f+64 9 373 5116, office@paulbrownarchitects.co.nz

Revision		Date
E	RESOURCE CONSENT ISSUE	21/01/14
D	RESOURCE CONSENT ISSUE	05/08/13
C	INFORMATION ISSUE	27/06/13
B	INFORMATION ISSUE	21/06/13
A	LIM ISSUE	20/06/13

consultants
structural engineer
electrical engineer
mechanical engineer
hydraulic engineer
fire engineer
acoustic consultant
quantity surveyor
interior designer

project title
ELLIOTT TOWER
AUCKLAND CITY
AUCKLAND

sheet title
REFERENCE PLAN
LEVEL 50
PLANT

RESOURCE CONSENT

scale A1 1:100
A3 1:200

design CBr | drawn CAc

dwg no. 436-RC-226 | revision E

The contractor is to verify all dimensions, angles, site measurements & conditions on site before fabrication or construction begins.

© The copyright of these drawings remains the property of Clark Brown Architects Limited

LEVEL 51	
	AREA m2
SERVICE AREAS	
STAIR S 08	18
PLANT	358
SERVICE AREA SUBTOTAL	375
FOOTPRINT TOTAL	375

GFA	
	AREA m2
TOTAL GFA	0

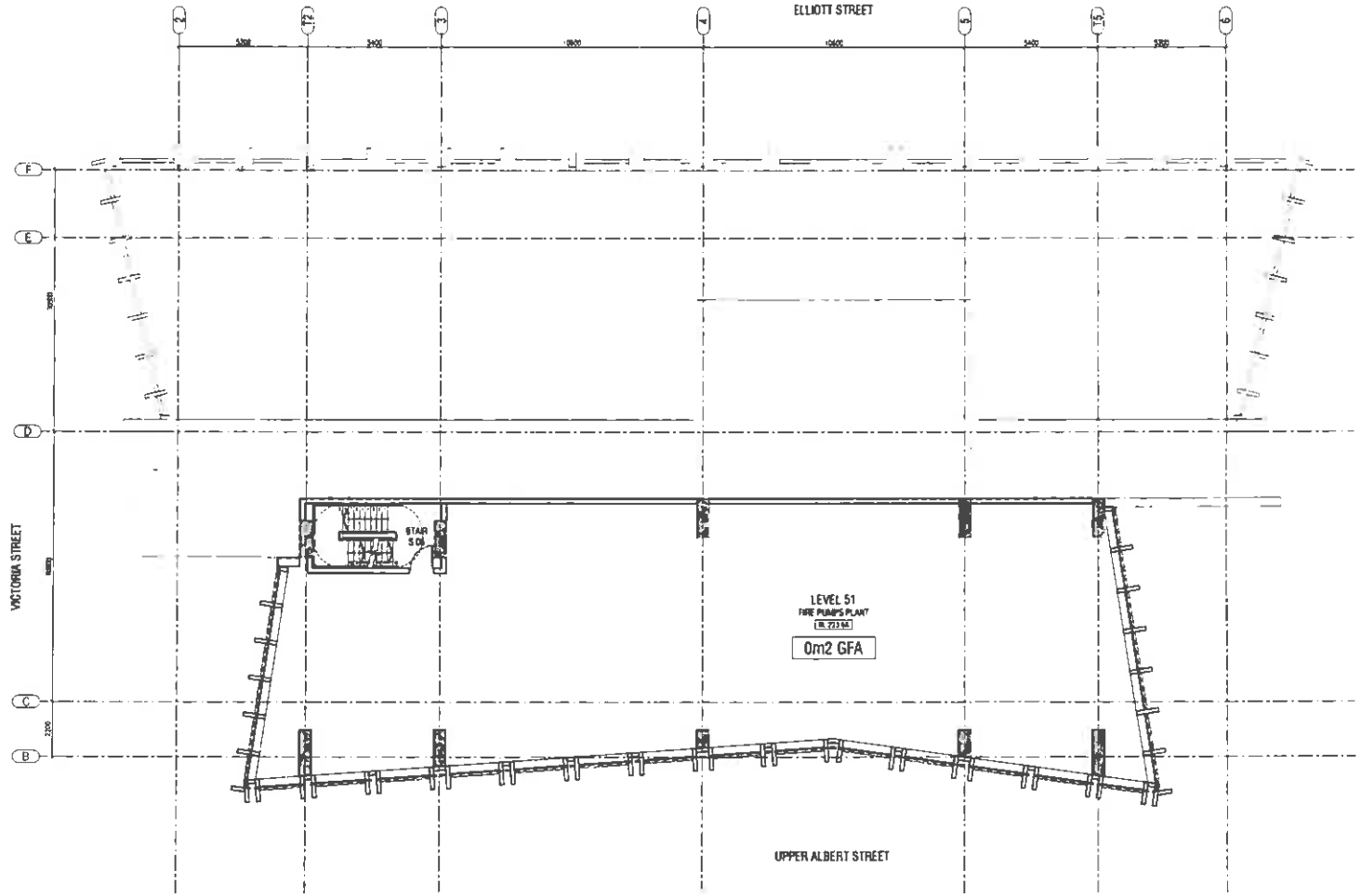

1 REFERENCE PLAN - LEVEL 51 - PLANT
1:100 @ A1 / 1:200 @ A3

Date of Decision
RMA/2006/1736(1)
04 FEB 2014
AUCKLAND COUNCIL
APPROVED PLANS

PAUL BROWN& ARCHITECTS
paul brown architects limited, po box 105253, auckland new zealand
p+64 9 373 5115, f+64 9 373 5116, office@paulbrownarchitects.co.nz

Revision		Date
E	RESOURCE CONSENT ISSUE	21/01/13
D	RESOURCE CONSENT ISSUE	20/08/13
C	INFORMATION ISSUE	21/06/13
B	INFORMATION ISSUE	21/06/13
A	UDP ISSUE	20/06/13

consultants
structural engineer
electrical engineer
mechanical engineer
hydraulic engineer
fire engineer
acoustic consultant
quantity surveyor
interior designer

project title
ELLIOTT TOWER
AUCKLAND CITY
AUCKLAND

sheet title
REFERENCE PLAN
LEVEL 51
PLANT

RESOURCE CONSENT

scale A1 1:100
A3 1:200

drawn CAD

drg no. 436-RC-227
revision E

© The copyright of these drawings remains the property of Clark Brown Architects Limited

LEVEL 52	
	AREA m2
SERVICE AREAS	
STAIR S 01	18
ROOF	358
SERVICE AREA SUBTOTAL	375
FOOTPRINT TOTAL	375

GFA	
	AREA m2
TOTAL GFA	0

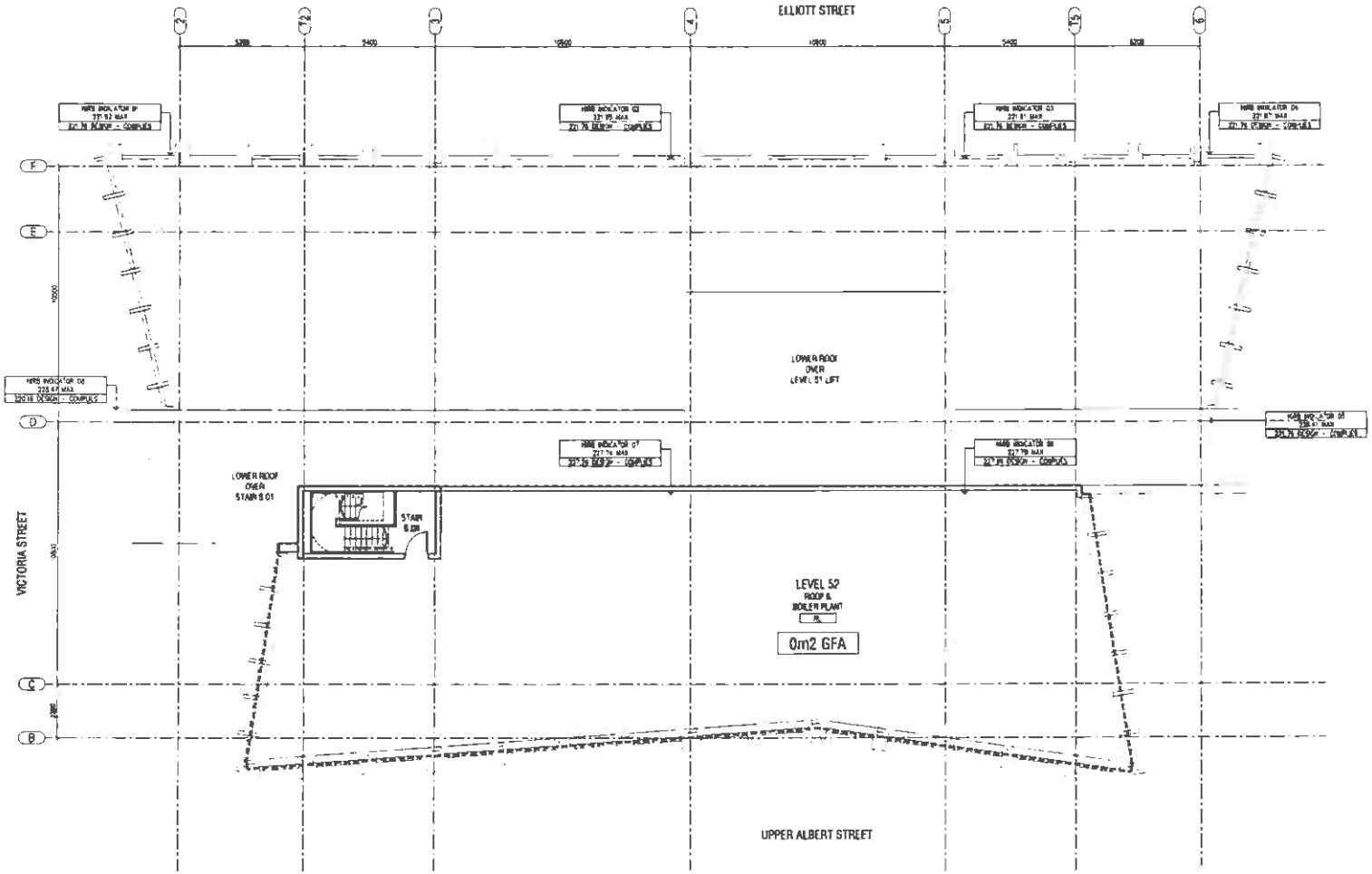

1 REFERENCE PLAN - LEVEL 52 - ROOF
1:100 @ A1 / 1:200 @ A2

Date of Decision
RMUCC/2006/7730/1
04 FEB 2014
AUCKLAND COUNCIL
APPROVED PLANS

PAUL BROWN& ARCHITECTS
paul brown architects limited, po box 105092, auckland, new zealand
p+64 9 373 5155, f+64 9 373 5116, office@paulbrownarchitects.co.nz

Revision		Date
E	RESOURCE CONSENT ISSUE	21/04/14
D	RESOURCE CONSENT ISSUE	25/10/13
C	INFORMATION ISSUE	27/08/13
B	INFORMATION ISSUE	21/08/13
A	WIP ISSUE	20/08/13

consultants
structural engineer
civil/geo engineer
mechanical engineer
hydraulic engineer
fire engineer
acoustic consultant
electrical engineer
planner / designer

project title
ELLIOTT TOWER
AUCKLAND CITY
AUCKLAND

sheet title
REFERENCE PLAN
LEVEL 52
ROOF

RESOURCE CONSENT

scale A1 1:100
A3 1:200

design CBA drawn CAC

dwg no 436-RC-228 revision E

The contractor is to verify all dimensions, angles, site measurements & conditions etc. before fabrication or construction begins

© The copyright of these drawings remains The property of Clark Brown Architects Limited

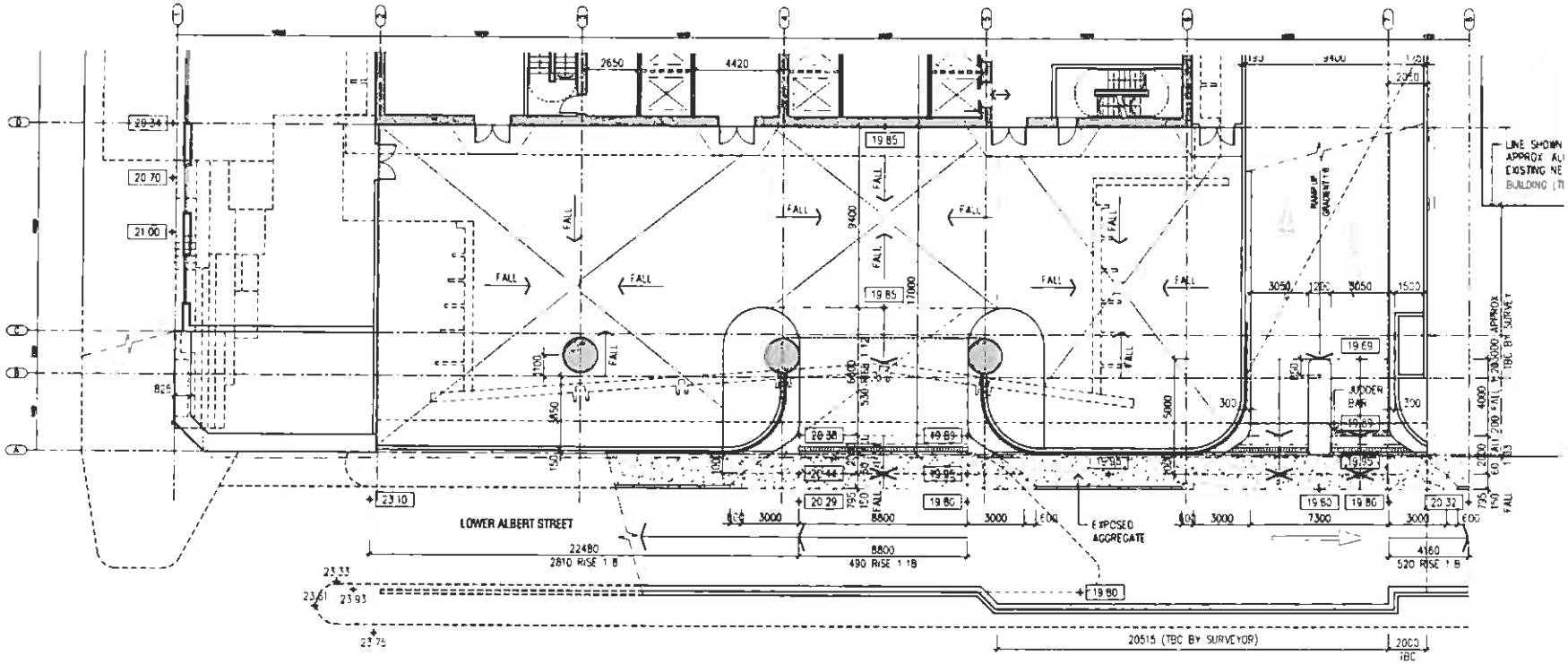

1 PART PLAN - LEVEL 2
1:125 @ A1 / 1:250 @ A3

Date of Decision
R/LUCC/2006/7130/1
04 FEB 2014
AUCKLAND COUNCIL
APPROVED PLANS

PAUL BROWN& ARCHITECTS
paul brown architects limited, po box 105092, auckland, new zealand
p+64 9 373 5115, f+64 9 373 5116, office@paulbrownarchitects.co.nz

Revision		Date
F	RESOURCE CONSENT ISSUE	21/07/14
E	RESOURCE CONSENT ISSUE	10/07/14
D	RESOURCE CONSENT ISSUE	08/01/14
C	RESOURCE CONSENT ISSUE	25/10/13
B	INFORMATION ISSUE	27/08/13
A	INFORMATION ISSUE	09/04/13

consultants
structural engineer
electrical engineer
mechanical engineer
hydraulic engineer
fire engineer
acoustic consultant
quantity surveyor
interior designer

project title
ELLIOTT TOWER
AUCKLAND CITY
AUCKLAND

sheet title
PART PLAN
LEVEL 2

RESOURCE CONSENT

scale A1 1:125
A3 1:250

design CBA | drawn CBC

dwg no. 436-RC-250 | revision F

The copyright of these drawings remains the property of Clark Brown Architects Limited



PORTE COCHERE VEHICLE RAMP SECTION - OUTSIDE

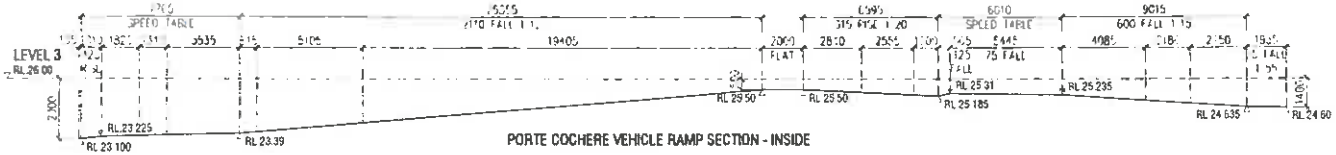

PORTE COCHERE VEHICLE RAMP SECTION - INSIDE



PORTE COCHERE PEDESTRIAN RAMP SECTION - CENTRELINE

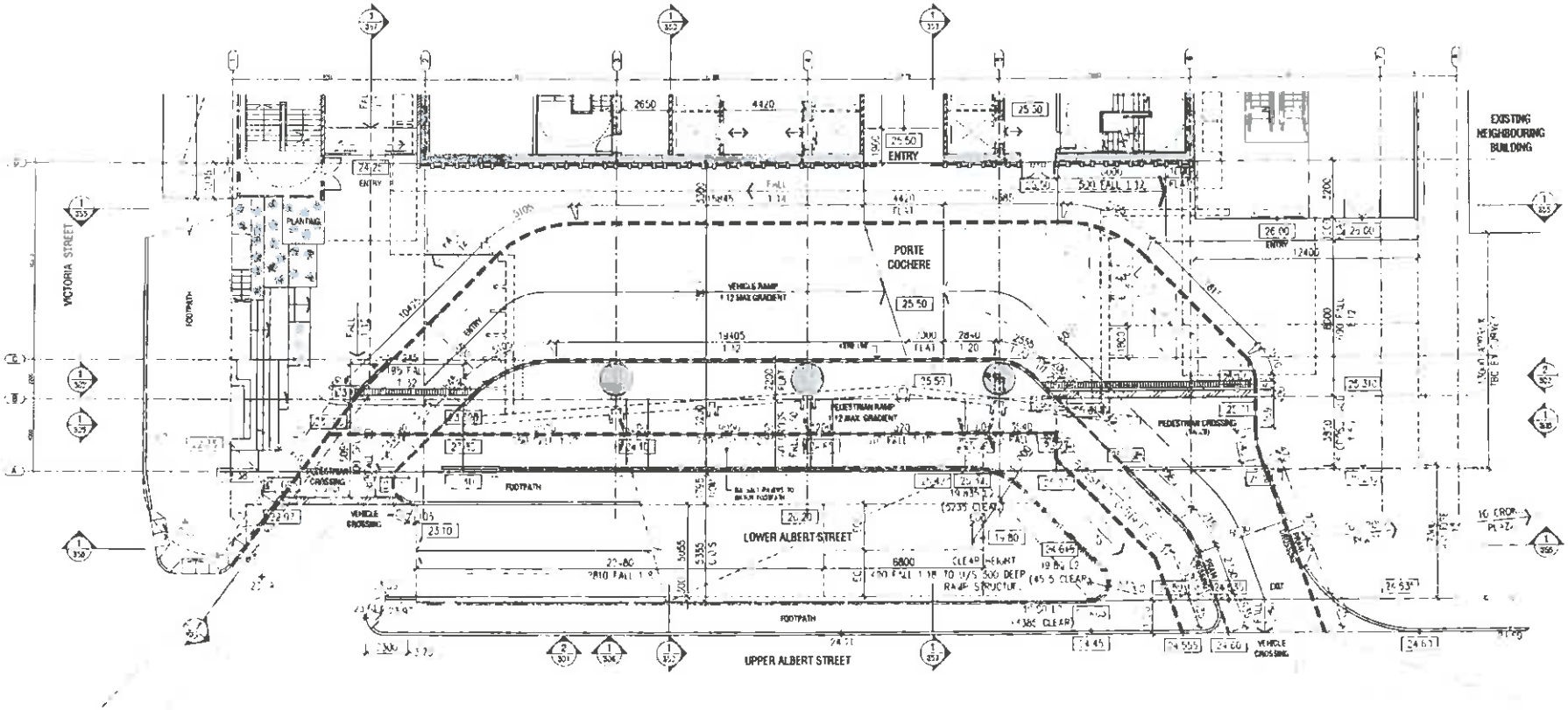

1 PART PLAN - LEVEL 3
207 / 1:125 @ A1 / 1:250 @ A3

PAUL BROWN & ARCHITECTS

Date of Decision
R/VCC/2006/7730/1
04 FEB 2014
AUCKLAND COUNCIL APPROVED PLANS

H	RESOURCE CONSENT ISSUE	28/01/14
G	RESOURCE CONSENT ISSUE	24/01/14
E	RESOURCE CONSENT ISSUE	21/01/14
D	RESOURCE CONSENT ISSUE	13/01/14
C	RESOURCE CONSENT ISSUE	10/01/14
B	RESOURCE CONSENT ISSUE	07/01/14
A	RESOURCE CONSENT ISSUE	03/01/14
Revision		Date

project title
ELLIOTT TOWER
AUCKLAND CITY
AUCKLAND

drawing title
PART PLAN
LEVEL 3

RESOURCE CONSENT

scale A1 1:125
A3 1:250
design PB drawn CAD

dwg no. 436-RC-251
revision M

The copyright of these drawings remains the property of Clark Brown Architects Limited

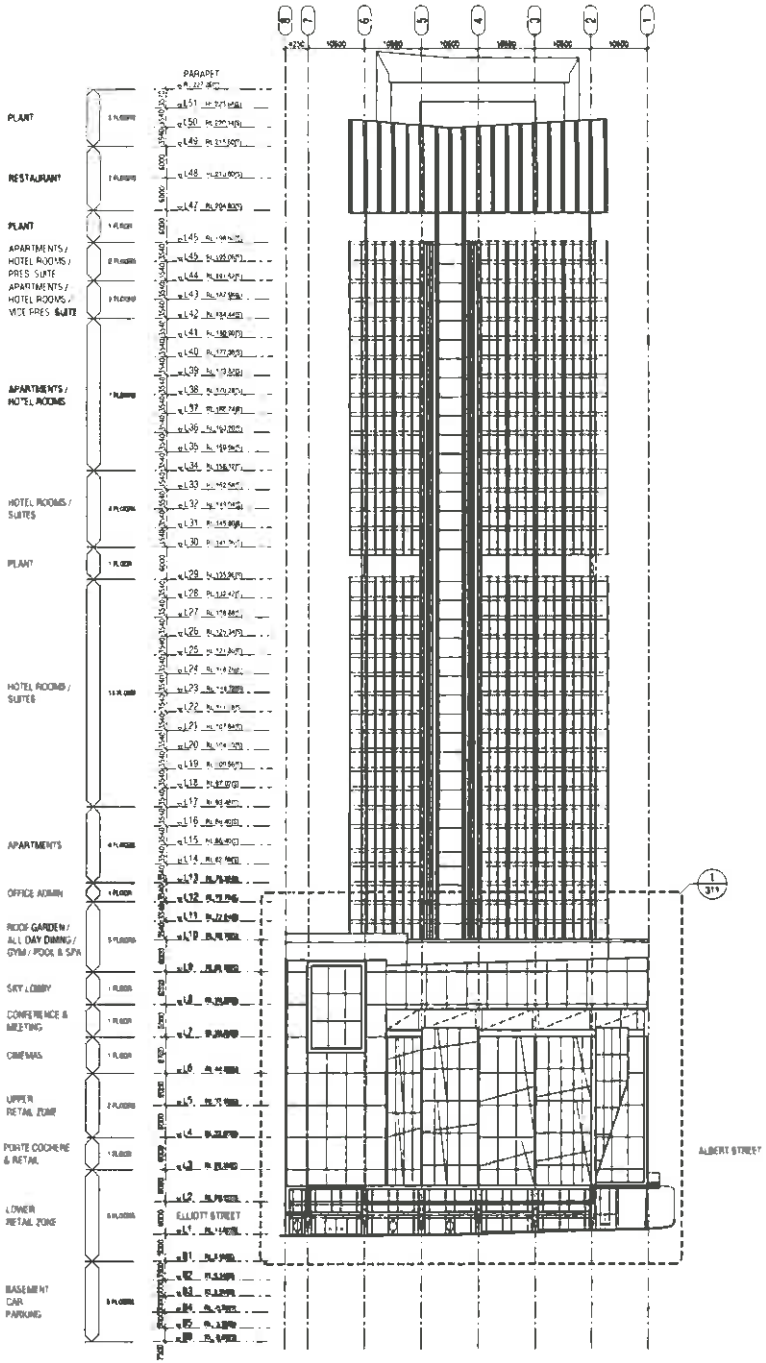

1 / 208 EAST ELEVATION - ELLIOTT STREET
1:500 @ A1 / 1:1000 @ A3

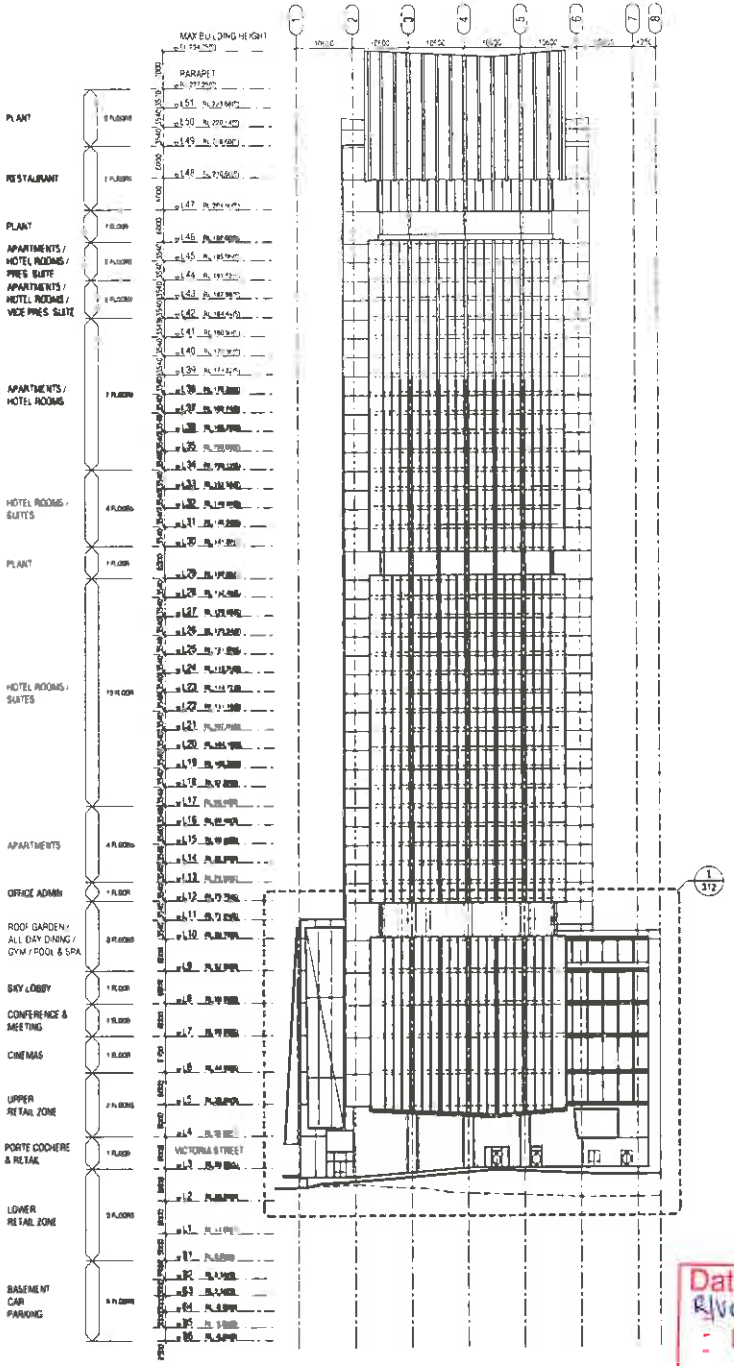

2 / 206 WEST ELEVATION - ALBERT STREET
1:500 @ A1 / 1:1000 @ A3

Date of Decision
R/VCC/2006/7730/1
04 FEB 2014
AUCKLAND COUNCIL
APPROVED PLANS

PAUL BROWN & ARCHITECTS

paul brown architects limited, po box 105052, auckland, new zealand
p+64 9 373 5125, f+64 9 373 5116, office@paulbrownarchitects.co.nz

Revision	Date
G RESOURCE CONSENT ISSUE	21/8/14
F RESOURCE CONSENT ISSUE	25/10/13
E INFORMATION ISSUE	27/09/13
D INFORMATION ISSUE	23/09/13
C CDP ISSUE	20/08/13
B INFORMATION ISSUE	16/08/13
A RESOURCE CONSENT ISSUE	22/07/13

consultants
structural engineer
electrical engineer
mechanical engineer
hydraulic engineer
fire engineer
building services
building surveyor
interior designer

project title
ELLIOTT TOWER
AUCKLAND CITY
AUCKLAND

sheet title
EAST ELEVATION–ELLIOTT STREET
WEST ELEVATION–ALBERT STREET

RESOURCE CONSENT

scale A1 1:500
A3 1:1000

design CDN | drawn CAD

drg no 436-RC-301 | revision G

The contractor is to verify all dimensions, angles, site measurements & conditions prior to fabrication or construction begins.

© The copyright of these drawings remains the property of Paul Brown Architects Limited

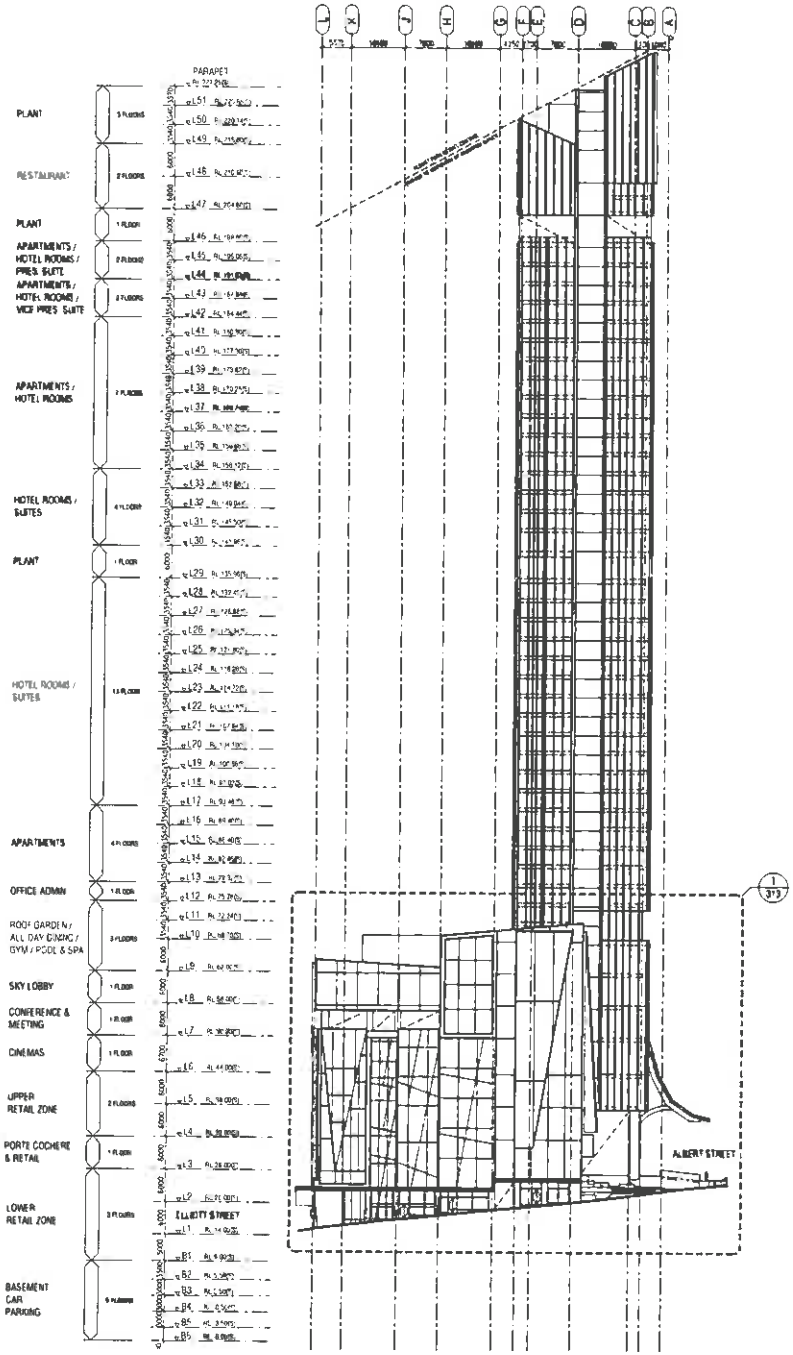

1 / 205 NORTH ELEVATION - VICTORIA STREET
1:500 @ A1 / 1:1000 @ A3

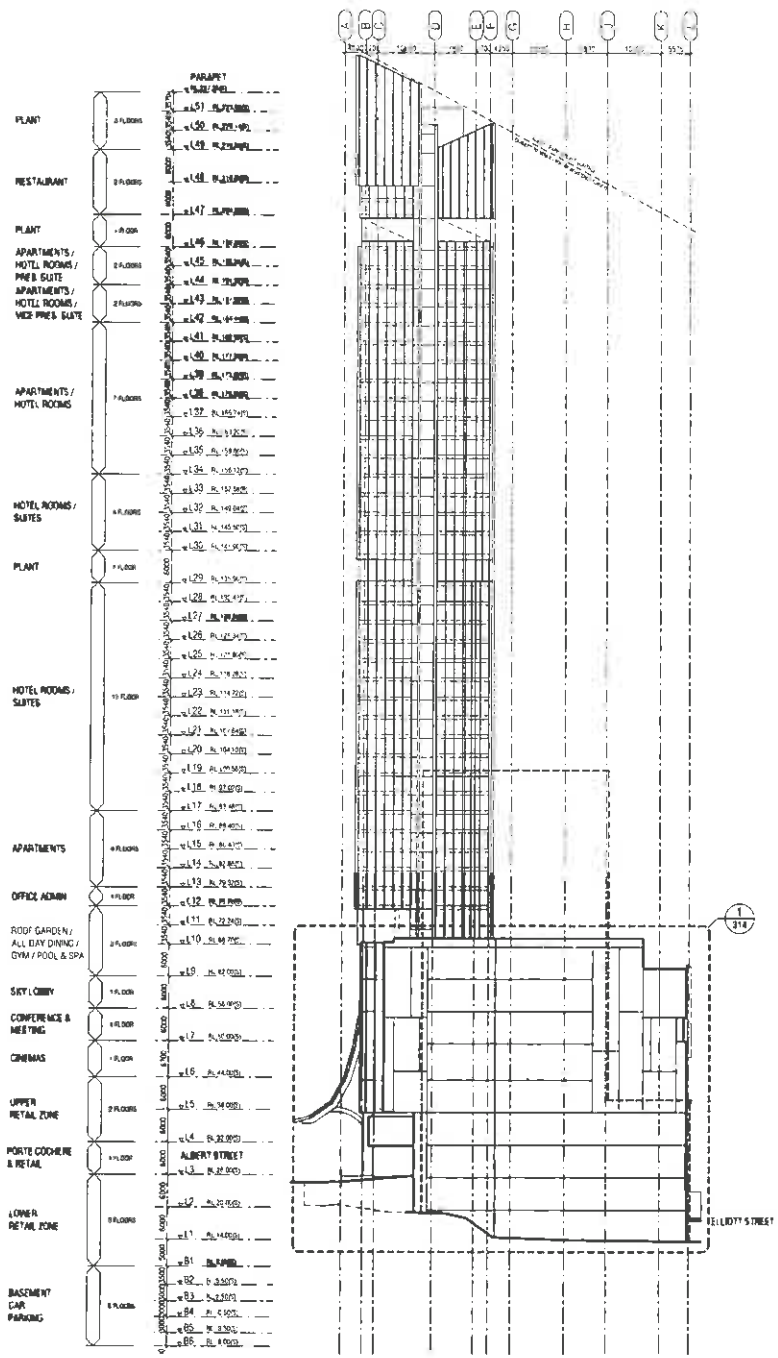

2 / 206 SOUTH ELEVATION
1:500 @ A1 / 1:1000 @ A3

PAUL BROWN& ARCHITECTS
paul brown architects limited, po box 105092, auckland, new zealand
p+64 9 373 5115, f+64 9 373 5114, office@paulbrownarchitects.co.nz

Date of Decision
R/VCC/2006/7730/L
04 FEB 2014
AUCKLAND COUNCIL APPROVED PLANS

Revision	Date
G	RESOURCE CONSENT ISSUE	21/01/14
F	RESOURCE CONSENT ISSUE	30/10/13
E	RESOURCE CONSENT ISSUE	23/10/13
D	INFORMATION ISSUE	27/08/13
C	INFORMATION ISSUE	23/08/13
B	INFORMATION ISSUE	20/08/13
A	INFORMATION ISSUE	16/05/13
	RESOURCE CONSENT ISSUE	25/01/13

consultants
structural engineer
earthquake engineer
mechanical engineer
hydraulic engineer
fire engineer
acoustic consultant
disability designer
interior designer

project title
ELLIOTT TOWER
AUCKLAND CITY
AUCKLAND

sheet title
NORTH ELEVATION–VICTORIA STREET
SOUTH ELEVATION

RESOURCE CONSENT

scale A1 1:500
A3 1:1000

drawn CDL | checked CAC

dwg no. 436-RC-302 | revision H

© The copyright of these drawings remains the property of Clark Brown Architects Limited

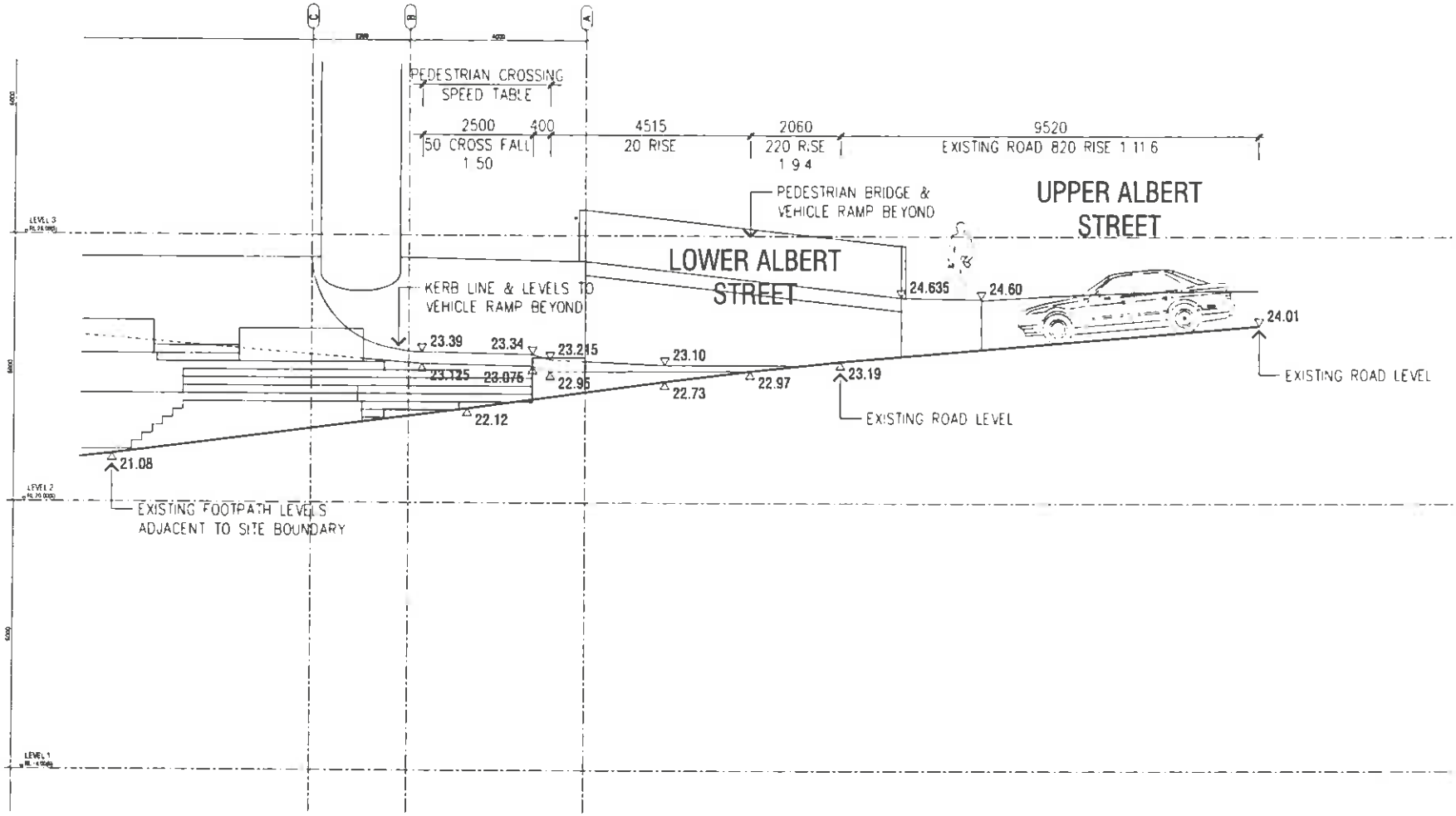

1 / 302 PART ELEVATION
1:50 @ A1 / 1:100 @ A3

PAUL BROWN& ARCHITECTS
paul brown architects limited, po box 105092, auckland, new zealand
p+64 9 373 5115, f+64 9 373 5116, office@paulbrownarchitects.co.nz

B	RESOURCE CONSENT ISSUE	31/01/14
A	RESOURCE CONSENT ISSUE	05/09/13
Revision		Date

consultants
structural engineer
electrical engineer
mechanical engineer
hydraulic engineer
fire engineer
building consultant
quantity surveyor
interior designer

project title
ELLIOTT TOWER
AUCKLAND CITY
AUCKLAND

sheet title
NORTH ELEVATION–VICTORIA STREET
SOUTH ELEVATION

RESOURCE CONSENT

scale A1 1:50
A3 1:100
drawn CRA
checked DAJ

drg no. 436-RC-302_1
revision B

The contractor is to verify all dimensions, angles, site measurements & conditions etc. before fabrication or construction begins.

© The copyright of these drawings remains The property of Clark Brown Architects Limited

Date of Decision
R/VCC/2006/1130/1
04 FEB 2014
AUCKLAND COUNCIL
APPROVED PLANS

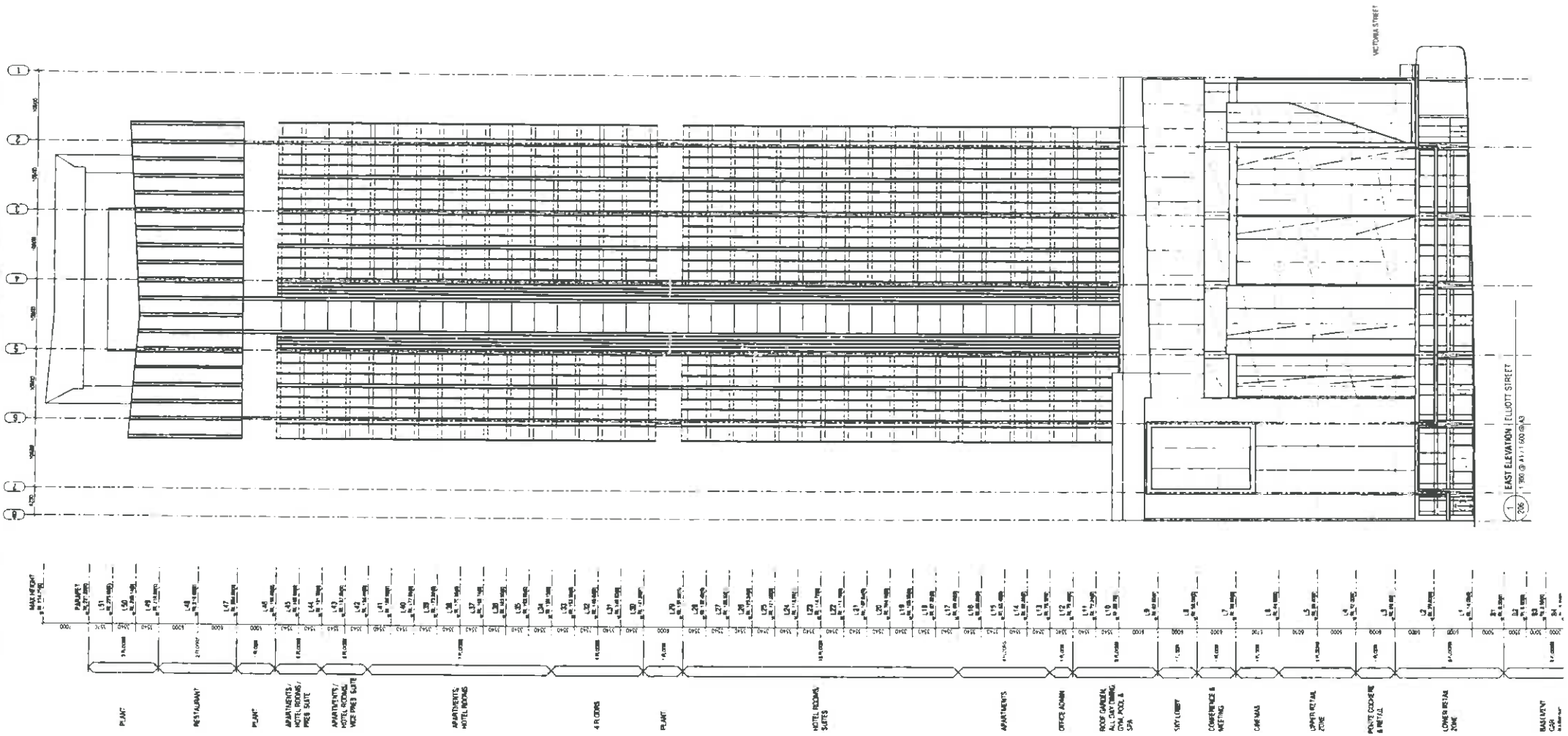

Date of Decision
RMC/2006/1730/A
04 FEB 2014
AUCKLAND COUNCIL
APPROVED PLANS

PAUL BROWN & ARCHITECTS

paul brown architects limited, po box 1309082, auckland, new zealand
phone 9 373 5133, fax 9 373 5134, office@paulbrown-architects.co.nz

ELLIOTT TOWER
ELLIOTT ST. / ALBERT ST. / VICTORIA ST.
AUCKLAND CITY
AUCKLAND

design CM | drawn CBD

The copyright of these drawings remains the property of Clark Brown Architects Limited

scale A1 1:300
A3 1:600

RESOURCE CONSENT

G	RESOURCE CONSENT ISSUE	01/04/14
F	RESOURCE CONSENT ISSUE	03/10/13
E	INFORMATION ISSUE	17/09/13
D	INFORMATION ISSUE	03/09/13
C	DDP ISSUE	03/04/13
B	INFORMATION ISSUE	19/03/13
A	RESOURCE CONSENT ISSUE	22/01/13

sheet title: EAST ELEVATION ELLIOTT STREET

drawing no. 436-RC-303 | revision G

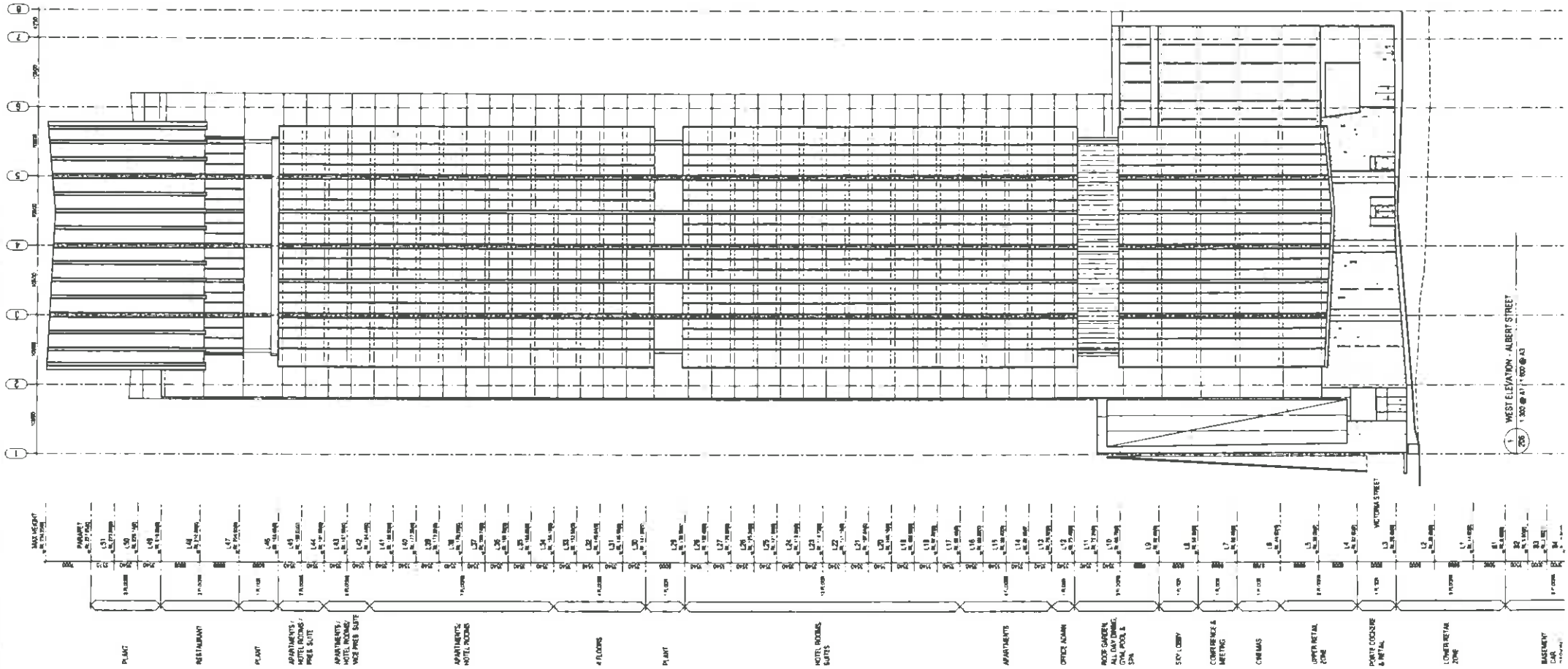

Date of Decision
R\VCC\2006/77301
04 FEB 2014
AUCKLAND COUNCIL
APPROVED PLANS

PAUL BROWN & ARCHITECTS

paul brown architects limited, po box 90302, auckland, new zealand
p+64 9 373 5115, f+64 9 373 5116, office@paulbrownarchitects.co.nz

ELLIOTT TOWER
ELLIOTT ST. / ALBERT ST. / VICTORIA ST.
AUCKLAND CITY
AUCKLAND

drawn by CM | checked by CAB

The contractor is to verify all dimensions, angles, site measurements & conditions on site before fabrication or construction begins.

© The copyright of these drawings remains the property of Clark Brown Architects Limited

consultants
structural engineer
electrical engineer
mechanical engineer
hydraulic engineer
fire engineer
acoustic consultant
quality surveyor
blinder designer

scale A1 1:300
A3 1:600

RESOURCE CONSENT

Revision		Date
G	RESOURCE CONSENT ISSUE	21/01/14
F	RESOURCE CONSENT ISSUE	23/12/13
E	INFORMATION ISSUE	27/08/13
D	INFORMATION ISSUE	23/08/13
C	LOP ISSUE	08/08/13
B	INFORMATION ISSUE	19/05/13
A	RESOURCE CONSENT ISSUE	22/01/13

sheet title
WEST ELEVATION
ALBERT STREET

drawing no. 436-RC-304
revision G

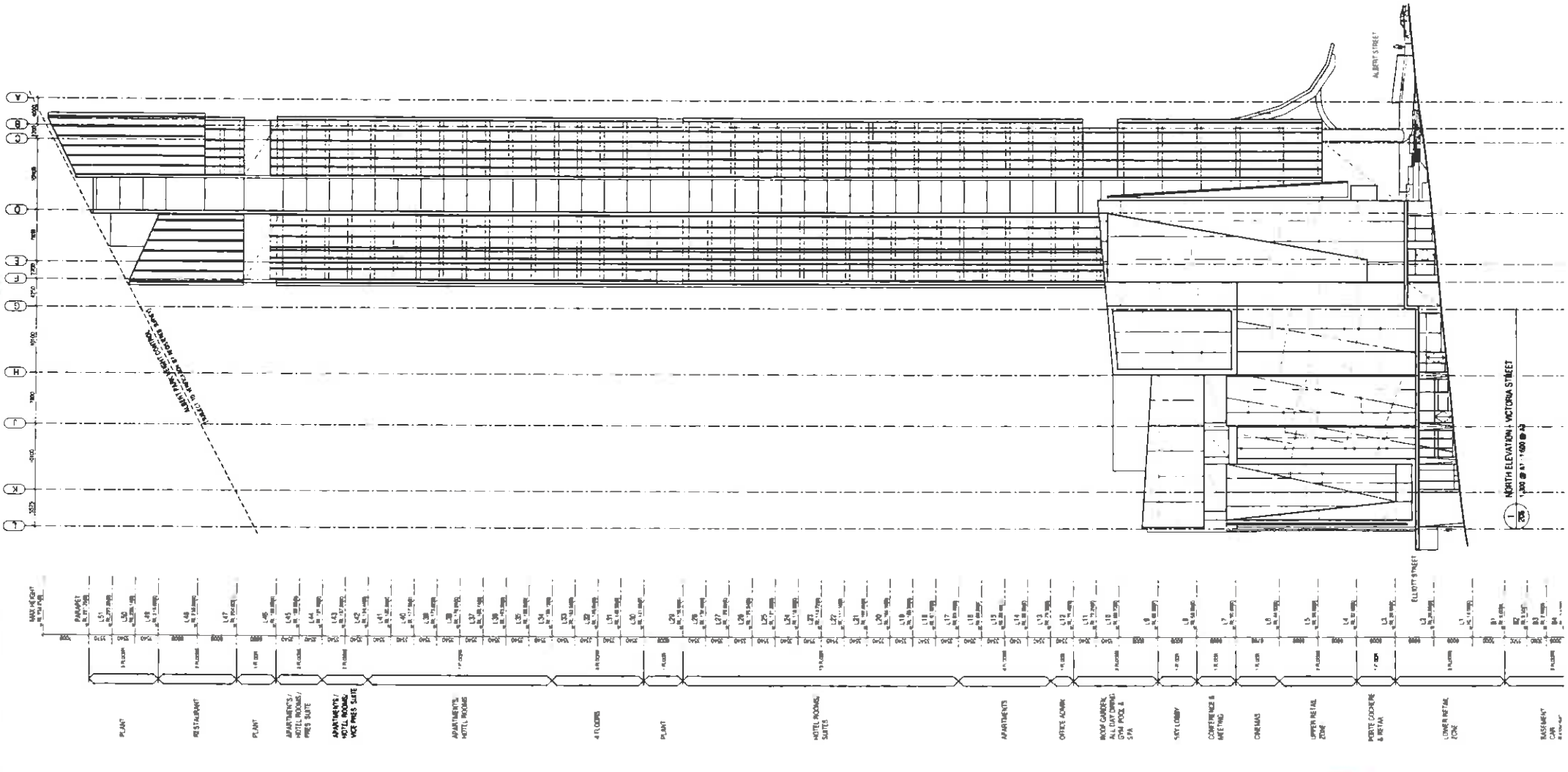

Date of Decision
R/LUC/2006/1730/1
04 FEB 2014
AUCKLAND COUNCIL
APPROVED PLANS

PAUL BROWN & ARCHITECTS

ELLIOTT TOWER
ELLIOTT ST. / ALBERT ST. / VICTORIA ST.
AUCKLAND CITY
AUCKLAND

The copyright of these drawings remains the property of Paul Brown Architects Limited

scale A1 1:300
A3 1:600

RESOURCE CONSENT

Revision		Date
B	RESOURCE CONSENT ISSUE	21/01/14
F	RESOURCE CONSENT ISSUE	25/10/13
E	INFORMATION ISSUE	27/08/13
D	INFORMATION ISSUE	23/08/13
C	UCR ISSUE	26/06/13
B	INFORMATION ISSUE	10/05/13
A	RESOURCE CONSENT ISSUE	25/01/13

sheet title: NORTH ELEVATION VICTORIA STREET

drg no. 436-RC-305

revision G

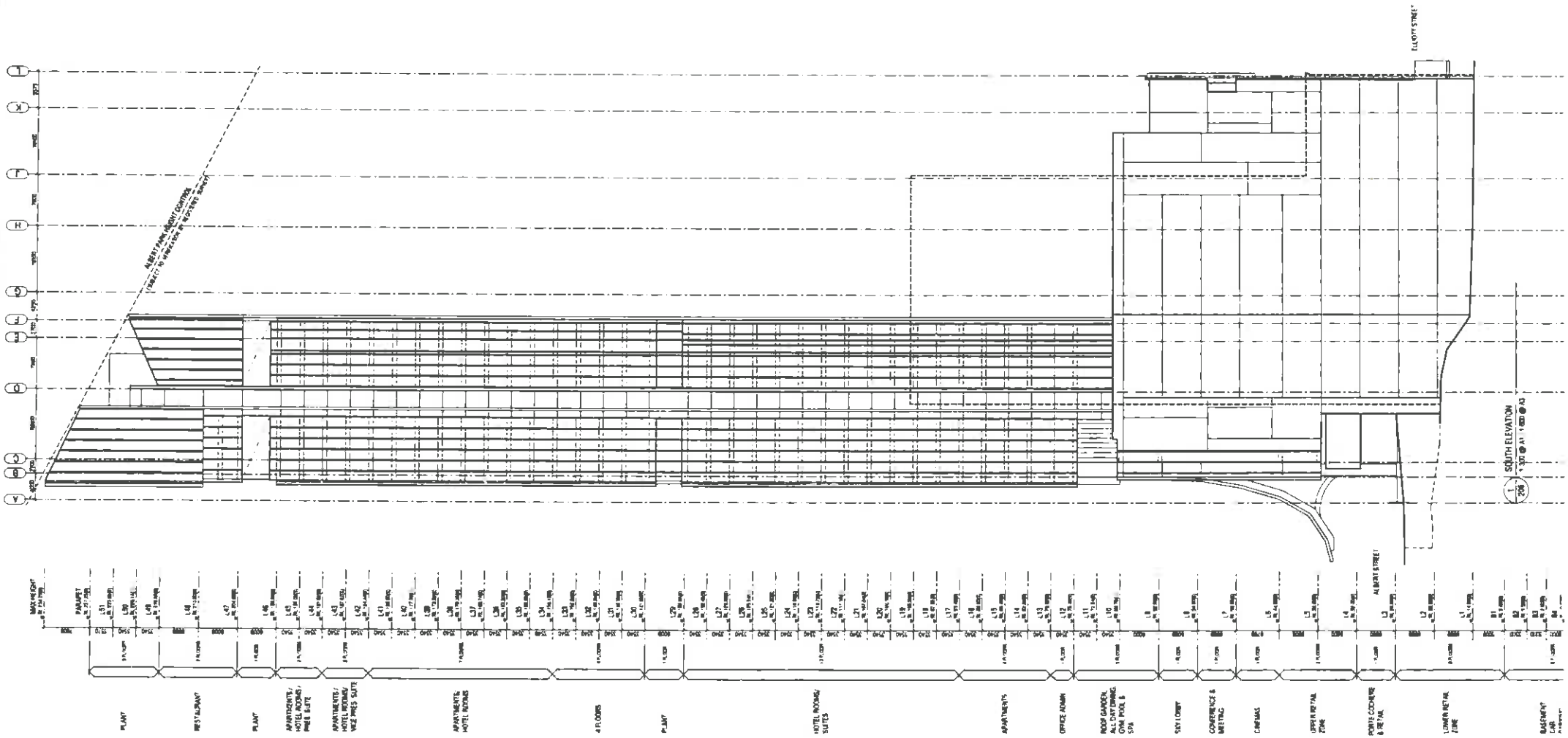

Date of Decision
R/VCC/2006/7730/1
04 FEB 2014
AUCKLAND COUNCIL
APPROVED PLANS

PAUL BROWN & ARCHITECTS

paul brown architects limited, po box 110001, auckland, new zealand
p+64 9 373 5143, f+64 9 373 5146, office@paulbrownarchitects.co.nz

ELLIOTT TOWER
ELLIOTT ST. / ALBERT ST. / VICTORIA ST.
AUCKLAND CITY
AUCKLAND

design CM | drawn CAS

The contractor is to verify all dimensions, angles, site measurements & conditions on behalf of the building or construction engineer.

© The copyright of these drawings remains the property of Paul Brown Architects Limited

ORIGINAL SHEET SIZE A1

consultants
structural engineer
civil/geo engineer
mechanical engineer
hydraulic engineer
fire engineer
acoustic consultant
quantity surveyor
interior designer

scale A1 1:300
A3 1:600

RESOURCE CONSENT

revision	description	date
H	RESOURCE CONSENT ISSUE	21/01/14
G	RESOURCE CONSENT ISSUE	20/10/13
F	RESOURCE CONSENT ISSUE	25/10/13
E	INFORMATION ISSUE	17/08/13
D	INFORMATION ISSUE	11/08/13
C	CCP ISSUE	05/08/13
B	INFORMATION ISSUE	16/05/13
A	RESOURCE CONSENT ISSUE	29/04/13

drawing title
SOUTH ELEVATION

drawing no. 436-RC-306

revision H

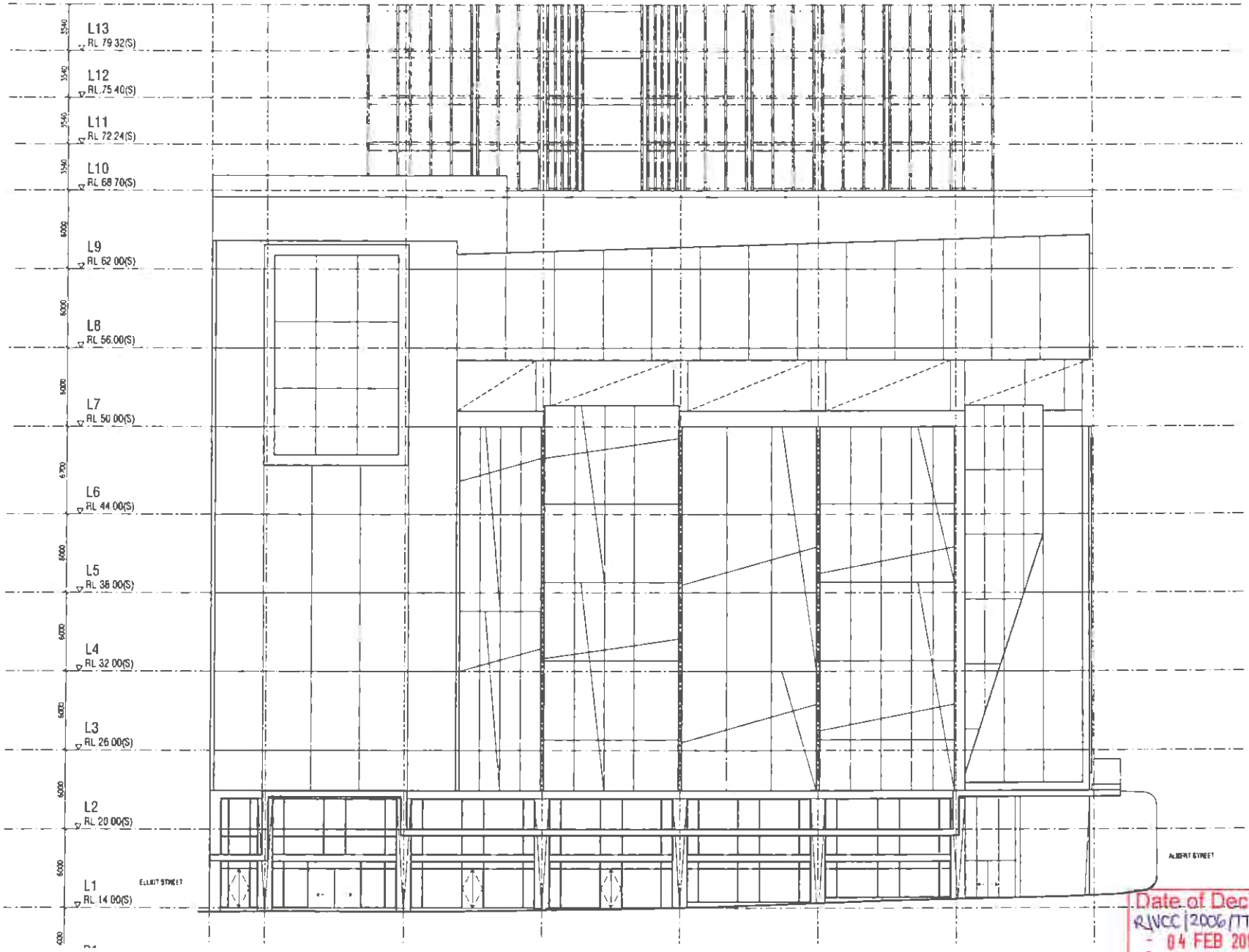

1 / 301 EAST ELEVATION - PODIUM - ELLIOTT STREET
1:150 @ A1 / 1:300 @ A3

Date of Decision
RLUCC/2006/1730/L
04 FEB 2014
AUCKLAND COUNCIL
APPROVED PLANS

PAUL BROWN& ARCHITECTS

Revision	Date
B RESOURCE CONSENT ISSUE	31/08/14
C RESOURCE CONSENT ISSUE	20/10/13
B INFORMATION ISSUE	27/08/13
A INFORMATION ISSUE	23/08/13

consultants
structural engineer
electrical engineer
mechanical engineer
hydraulic engineer
fire engineer
acoustic consultant
quantity surveyor
access consultant

project title
ELLIOTT TOWER
AUCKLAND CITY
AUCKLAND

sheet title
EAST ELEVATION–ELLIOTT STREET
PODIUM

RESOURCE CONSENT

scale A1 1:150
A3 1:300

design CBB drawn CKC

drg no. 436-RC-311 revision D

The copyright of these drawings remains the property of Clark Brown Architects Limited



1 / 301 WEST ELEVATION - PODIUM - ALBERT STREET
1:150 @ A1 / 1:300 @ A3

Date of Decision
R\VCC\2006\7730/1
04 FEB 2014
AUCKLAND COUNCIL
APPROVED PLANS

PAUL BROWN& ARCHITECTS

paul brown architects limited, po box 105052, auckland, new zealand
p+64 9 373 5115, f+64 9 373 5116, office@paulbrownarchitects.co.nz

Revision	Date
D RESOURCE CONSENT ISSUE	01/08/14
C RESOURCE CONSENT ISSUE	25/08/13
B INFORMATION ISSUE	27/06/13
A INFORMATION ISSUE	11/06/13

consultants
structural engineer
geotechnical engineer
mechanical engineer
hydraulic engineer
fire engineer
electrical consultant
acoustic lawyer
interior designer

project title
ELLIOTT TOWER
AUCKLAND CITY
AUCKLAND

sheet title
WEST ELEVATION–ALBERT STREET PODIUM

RESOURCE CONSENT

scale A1 1:150
A3 1:300
drawn CBK | checked CAC

dwg no. 436-RC-312 | revision D

The contractor is to verify all dimensions, angles, site measurements & conditions on site before fabrication or construction begins.

© The copyright of these drawings remains the property of Clark Brown Architects Limited

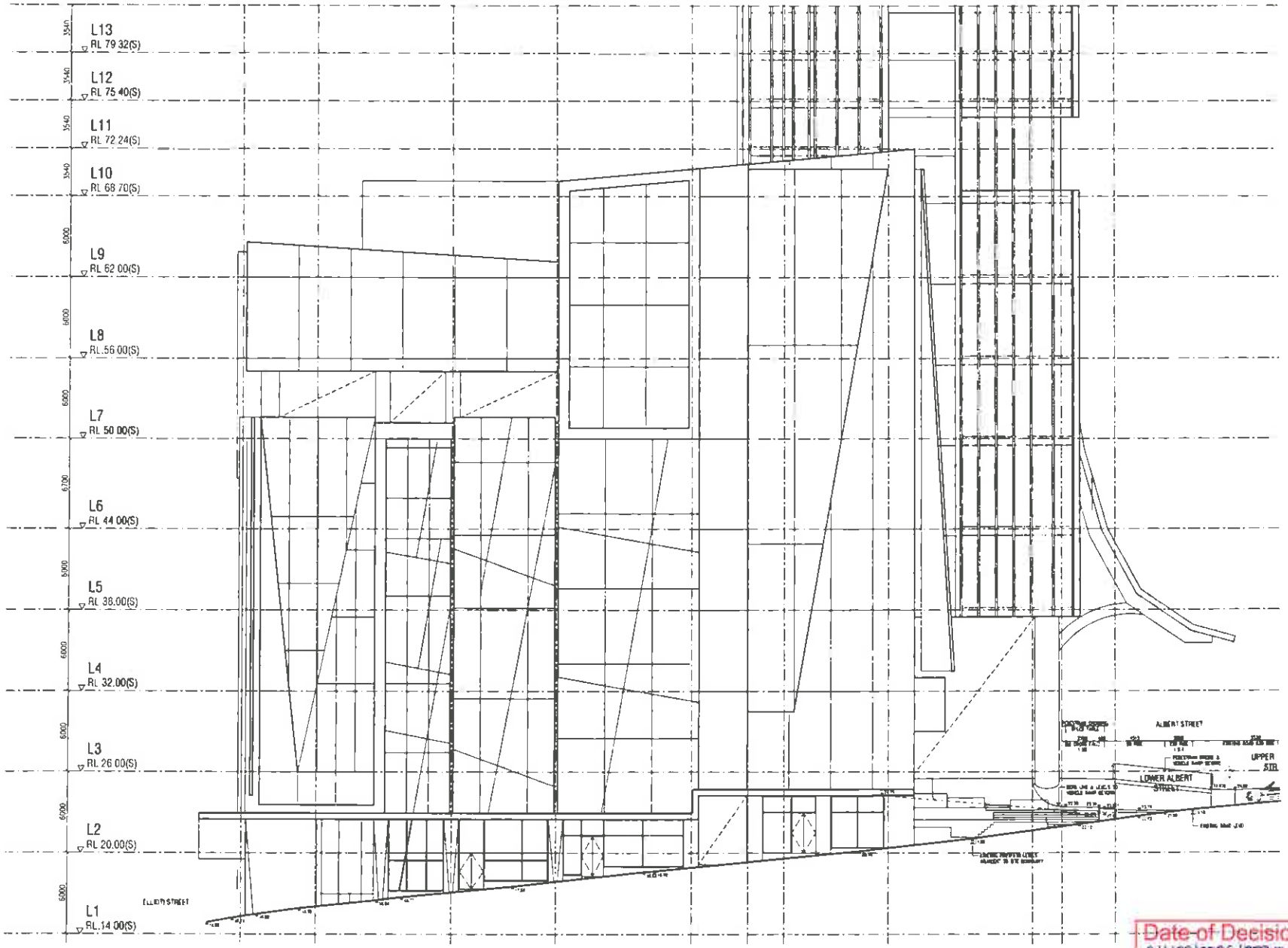

1 / 302 NORTH ELEVATION - PODIUM - VICTORIA STREET
1:150 @ A1 / 1:300 @ A3

Date of Decision
R\VCC\2006\7730/1
04 FEB 2014
AUCKLAND COUNCIL
APPROVED PLANS

PAUL BROWN& ARCHITECTS

paul brown architects limited, po box 105092, auckland, new zealand
p+64 9 373 5115, f+64 9 373 5116, office@paulbrownarchitects.co.nz

Revision	Date
E RESOURCE CONSENT ISSUE	21/08/14
D RESOURCE CONSENT ISSUE	30/06/13
C RESOURCE CONSENT ISSUE	05/06/13
B INFORMATION ISSUE	27/05/13
A INFORMATION ISSUE	23/05/13

consultants
structural engineer
services engineer
mechanical engineer
hydraulic engineer
fire engineer
acoustic consultant
quantity surveyor
council designer

project title
ELLIOTT TOWER
AUCKLAND CITY
AUCKLAND

sheet title
NORTH ELEVATION– VICTORIA STREET PODIUM

RESOURCE CONSENT

scale A1 1:150
A3 1:300

design CBA drawn CAC

dwg no. 436-RC-313 revision E

The contractor is to verify all dimensions, angles, site measurements & conditions prior to work commencing. Report discrepancies or omissions to architect.

© The copyright of these drawings remains the property of Clark Brown Architects Limited

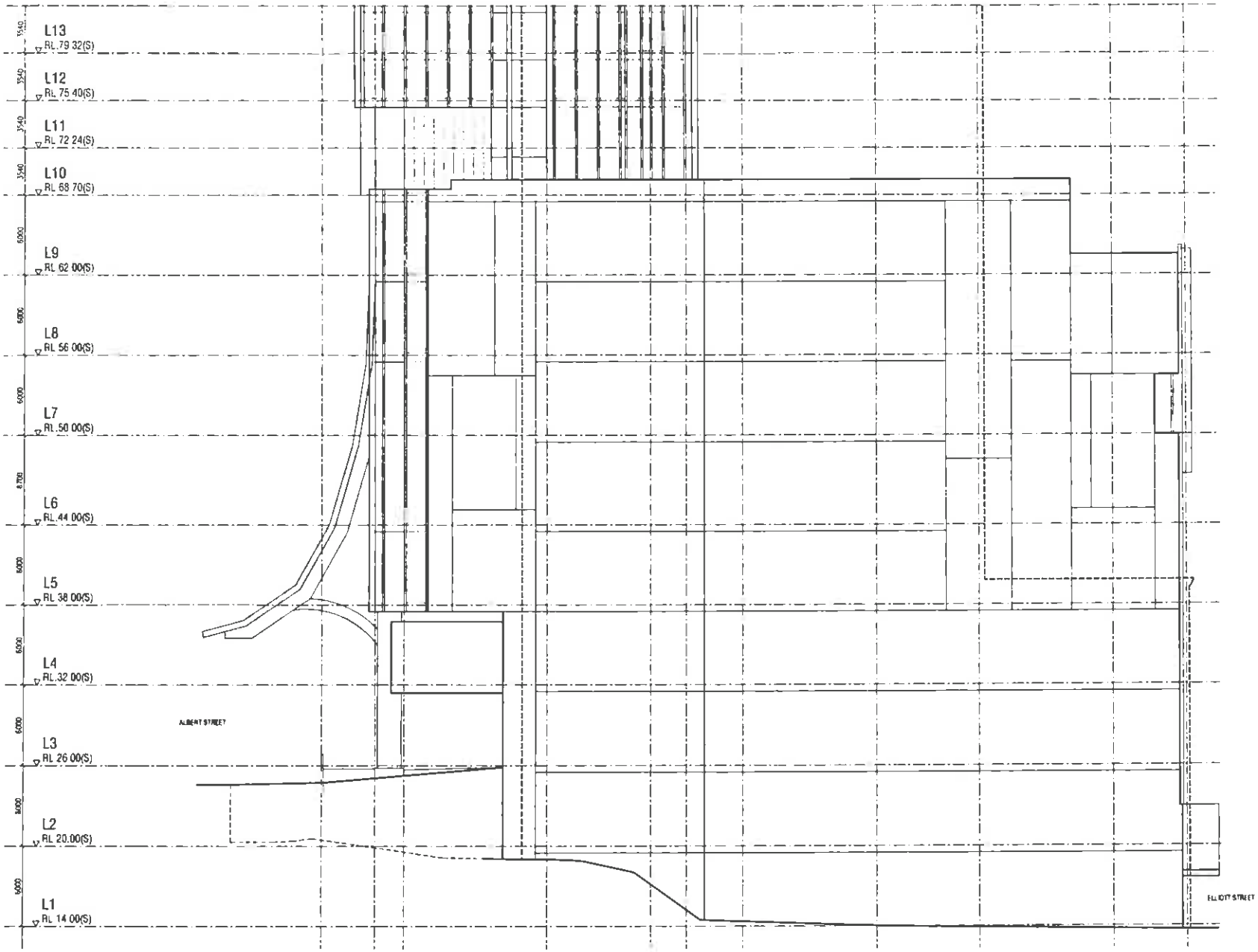

1 / 302 SOUTH ELEVATION - PODIUM
1:150 @ A1 / 1:300 @ A3

PAUL BROWN& ARCHITECTS
paul brown architects limited, po box 105092, auckland, new zealand
p+64 9 373 5115, f+64 9 373 5116, office@paulbrownarchitects.co.nz

Date of Decision
RMVCC/2006/7730/1
04 FEB 2014
AUCKLAND COUNCIL
APPROVED PLANS

Revision	Date
D RESOURCE CONSENT ISSUE	21/04/14
C RESOURCE CONSENT ISSUE	05/08/13
B INFORMATION ISSUE	27/08/13
A INFORMATION ISSUE	23/08/13

consultants by
structural engineer
electrical engineer
mechanical engineer
hydraulic engineer
fire engineer
acoustic consultant
quantity surveyor
interior designer

project title
ELLIOTT TOWER
AUCKLAND CITY
AUCKLAND

sheet title
SOUTH ELEVATION
PODIUM

RESOURCE CONSENT

scale A1 1:150
A3 1:300

drawn CK

dwg no. 436-RC-314

revision D

© The copyright of these drawings remains the property of Clark Brown Architects Limited

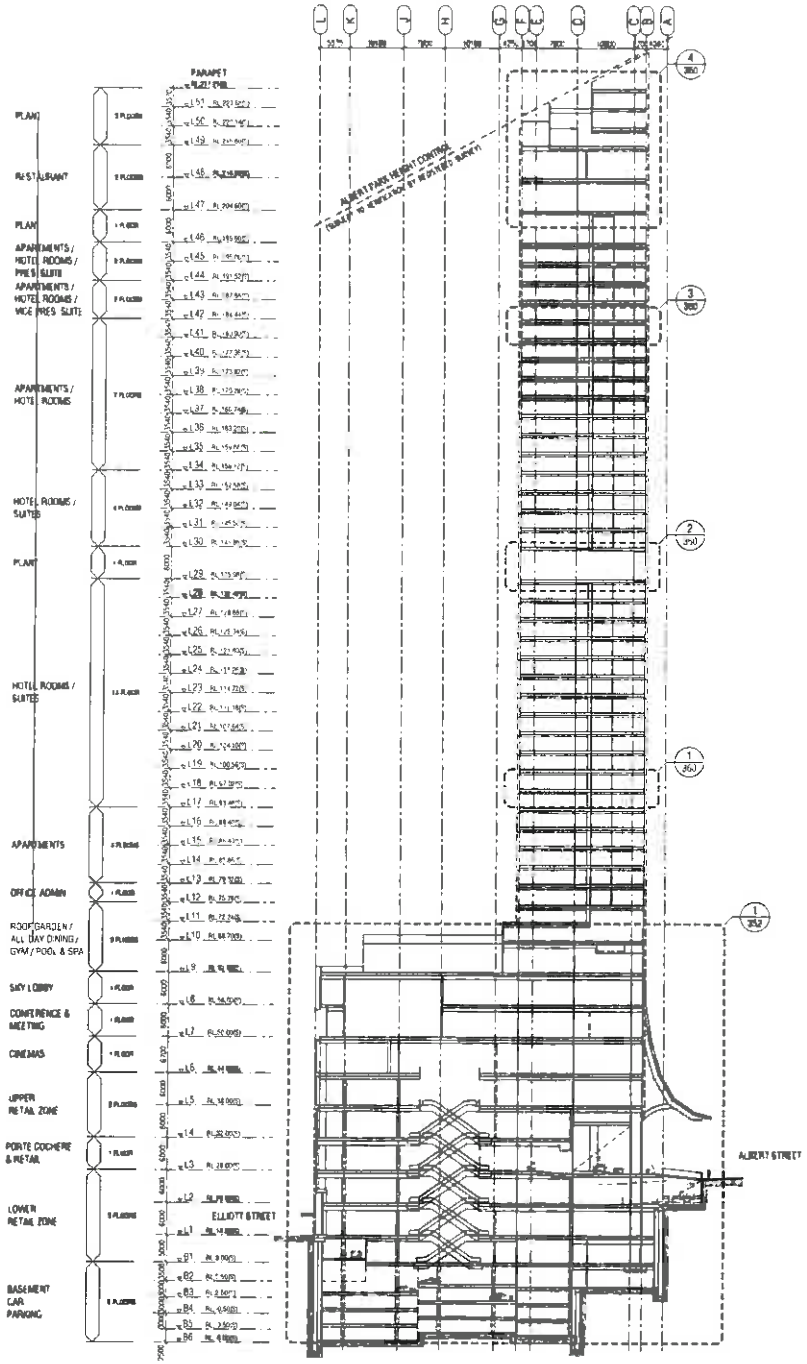

1 REFERENCE SECTION
1:500 @ A1 / 1:1000 @ A3



2 REFERENCE SECTION
1:500 @ A1 / 1:1000 @ A3

PAUL BROWN & ARCHITECTS
paul brown architects limited, po box 105092, auckland, new zealand
p+64 9 373 5115, f+64 9 373 5116, office@paulbrownarchitects.co.nz

Date of Decision
R/VCC/2006/1730/1
04 FEB 2014
AUCKLAND COUNCIL APPROVED PLANS

Revision		Date
G	RESOURCE CONSENT ISSUE	21/01/14
F	RESOURCE CONSENT ISSUE	20/12/13
E	INFORMATION ISSUE	27/08/13
D	WOF ISSUE	20/06/13
C	INFORMATION ISSUE	10/05/13
B	INFORMATION ISSUE	08/04/13
A	RESOURCE CONSENT ISSUE	25/01/13

consultants
structural engineer
services engineer
mechanical engineer
hydraulic engineer
fire engineer
acoustic consultant
quantity surveyor
interior designer

project title
ELLIOTT TOWER
AUCKLAND CITY
AUCKLAND

sheet title
REFERENCE SECTIONS

RESOURCE CONSENT

scale A3 1:500
A3 1:1000

drawn CM | drawn CM

drg no. 436-RC-350 | revision G

The contractor is to verify all dimensions, angles, site measurements & conditions prior to fabrication or construction begins.

© The copyright of these drawings remains the property of Paul Brown Architects Limited

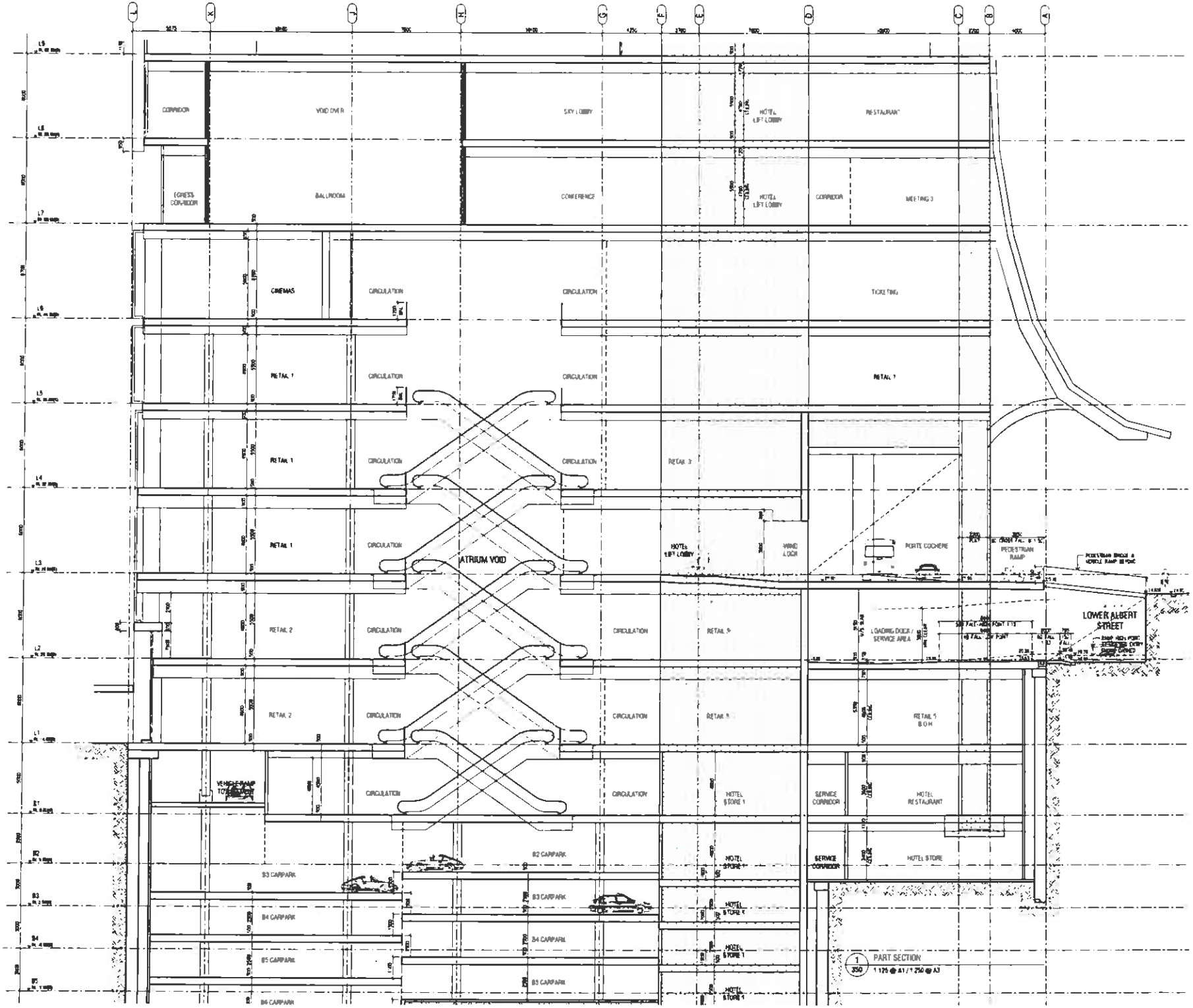

PAUL BROWN & ARCHITECTS

Date of Decision
RVCC/2006/1772/1
04 FEB 2014
AUCKLAND COUNCIL APPROVED PLANS

B	RESOURCE CONSENT ISSUE	21/01/14
C	RESOURCE CONSENT ISSUE	25/06/13
B	INFORMATION ISSUE	27/06/13
A	RESOURCE CONSENT ISSUE	25/01/13

consultants

project title

ELLIOTT TOWER
AUCKLAND CITY
AUCKLAND

sheet title
PART SECTION

RESOURCE CONSENT

scale A1 1:125
A3 1:250

design CDA drawn CAC

dwg no 436-RC-352 revision D

© The copyright of these drawings remains The property of Paul Brown Architects Limited

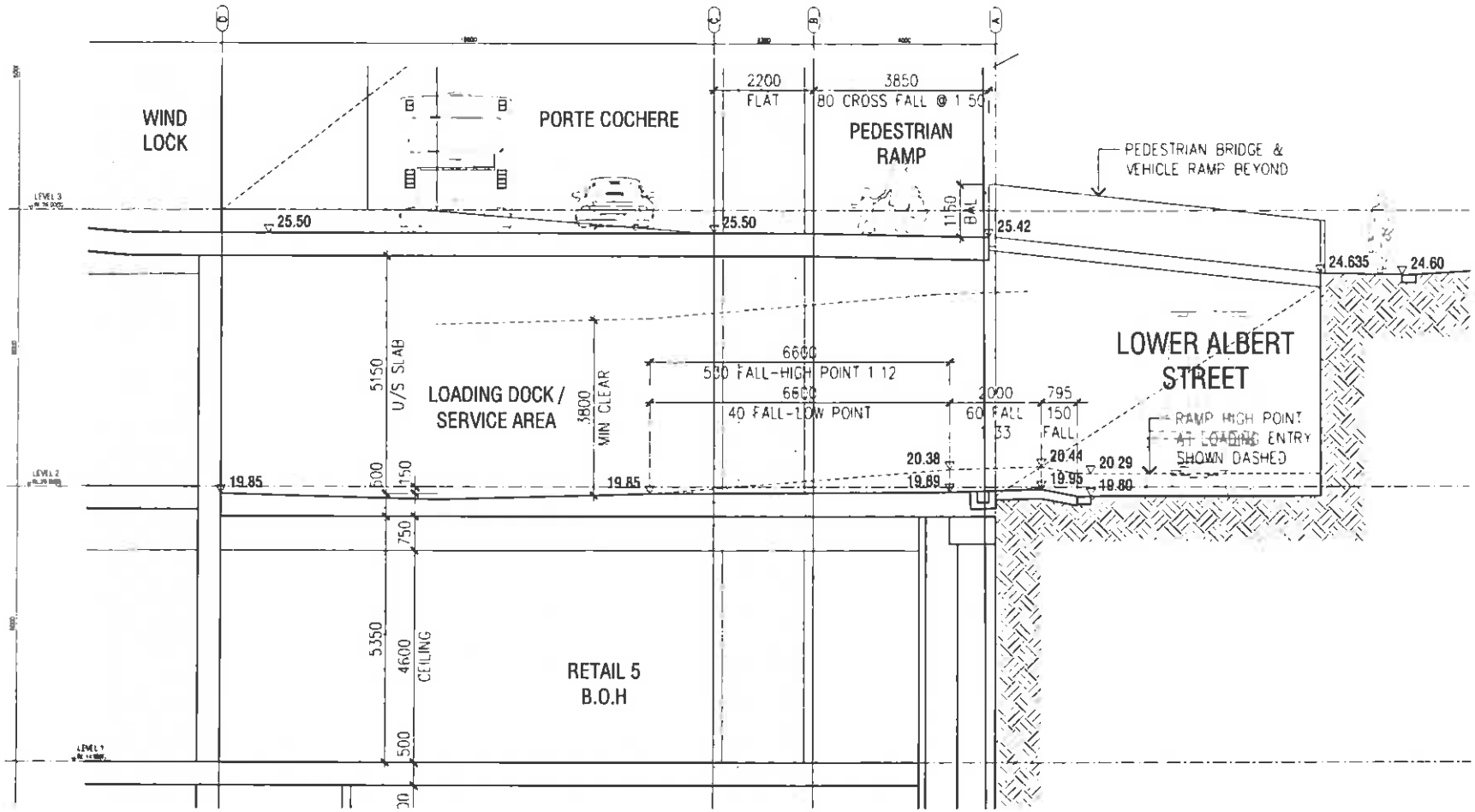

1 / 353 PART SECTION
1 50 @ A1 / 1 100 @ A3

Date of Decision
R.N.CC\2006\1730\1
04 FEB 2014
AUCKLAND COUNCIL APPROVED PLANS

PAUL BROWN& ARCHITECTS

Revision	Date
B RESOURCE CONSENT ISSUE	21/8/14
C RESOURCE CONSENT ISSUE	10/8/14
B INFORMATION ISSUE	14/12/13
A INFORMATION ISSUE	13/12/13

consultants :

project title

ELLIOTT TOWER
AUCKLAND CITY
AUCKLAND

sheet title
PART SECTION

RESOURCE CONSENT

scale A1 1:50
A3 1:100

design CSH drawn CAI

dwg no. 436-RC-352_1 revision D

The contractor is to verify all dimensions, angles, site measurements & conditions prior before fabrication or construction begins

© The copyright of these drawings remains The property of Clark Brown Architects Limited

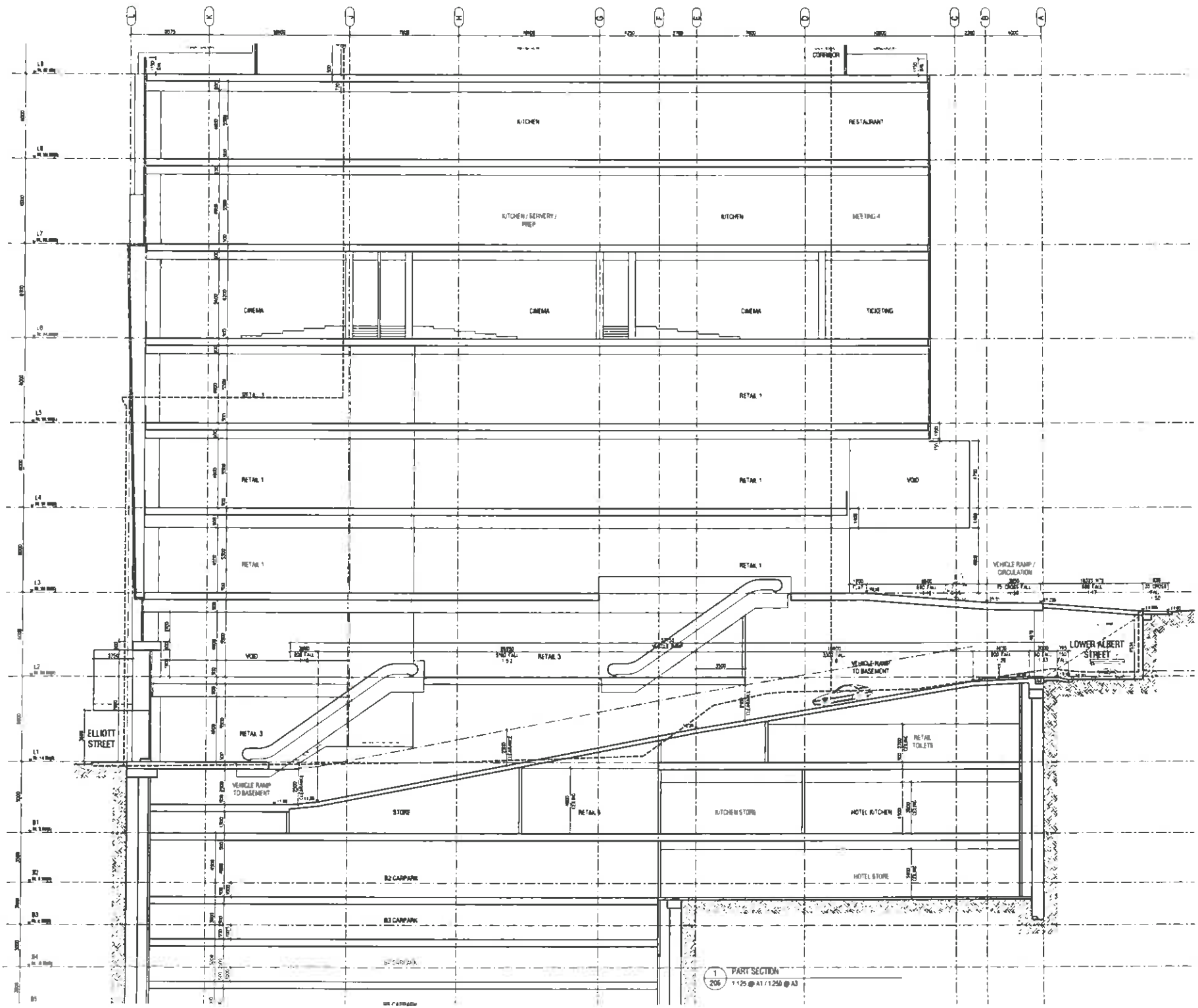

PAUL BROWN& ARCHITECTS

Date of Decision
R/VCC/2006/7801/1
04 FEB 2014
AUCKLAND COUNCIL APPROVED PLANS

revision		date
E	RESOURCE CONSENT ISSUE	31/01/14
D	RESOURCE CONSENT ISSUE	25/08/13
C	INFORMATION ISSUE	27/08/13
B	RESOURCE CONSENT ISSUE	25/01/13
A	INFORMATION ISSUE	21/12/12

consultants

project title

ELLIOTT TOWER
AUCKLAND CITY
AUCKLAND

sheet title
PART SECTION

RESOURCE CONSENT

scale A1 1:125
A3 1:250

drawn CDH | drawn DKC

dwg no. 436-RC-353 | revision E

The contractor is to verify all dimensions, angles, site measurements & conditions etc. before fabrication or construction begins

© The copyright of these drawings remains the property of Clark Brown Architects Limited

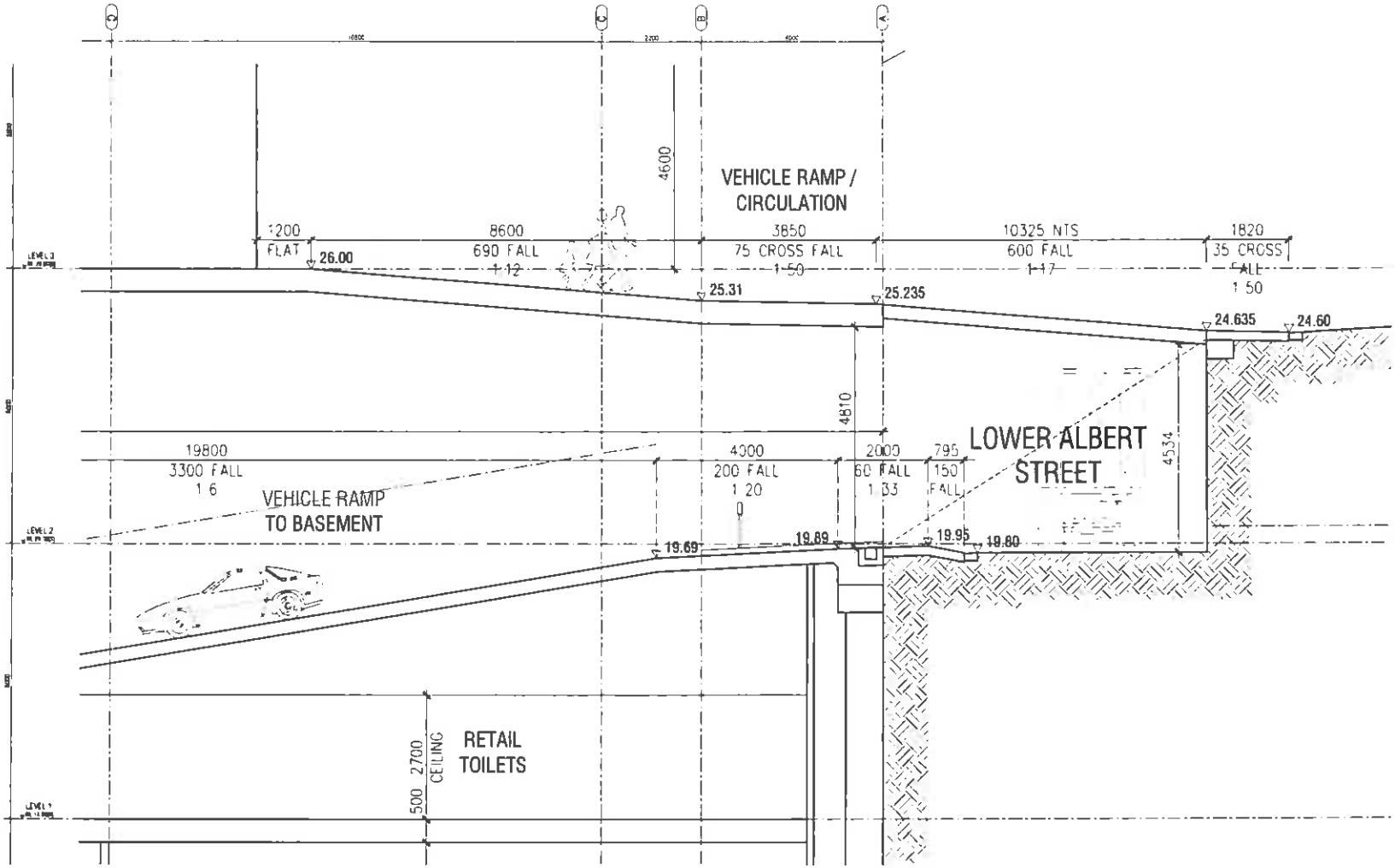

1 / 353 PART SECTION
1:50 @ A1 / 1:100 @ A3

PAUL BROWN & ARCHITECTS

paul brown architects limited, po box 105092, auckland, new zealand
p+64 9 373 5115, f+64 9 373 5116, office@paulbrownarchitects.co.nz

Date of Decision
RVCC/2006/T730/1
04 FEB 2014
AUCKLAND COUNCIL APPROVED PLANS

Revision		Date
D	RESOURCE CONSENT ISSUE	21/01/14
C	RESOURCE CONSENT ISSUE	10/01/14
B	INFORMATION ISSUE	24/12/13
A	INFORMATION ISSUE	22/12/13

consultants
structural engineer
civil/traffic engineer
mechanical engineer
hydraulic engineer
fire engineer
acoustic consultant
quantity surveyor
interior designer

project title:
ELLIOTT TOWER
AUCKLAND CITY
AUCKLAND

sheet title:
PART SECTION

RESOURCE CONSENT

scale A1 1:50
A3 1:100

drawn CBH
drawn CAC

dwg no. 436-RC-353_1
revision D

The contractor is to verify all dimensions, angles, site measurements & conditions on site before fabrication or construction begins

© The copyright of these drawings remains the property of Clark Brown Architects Limited

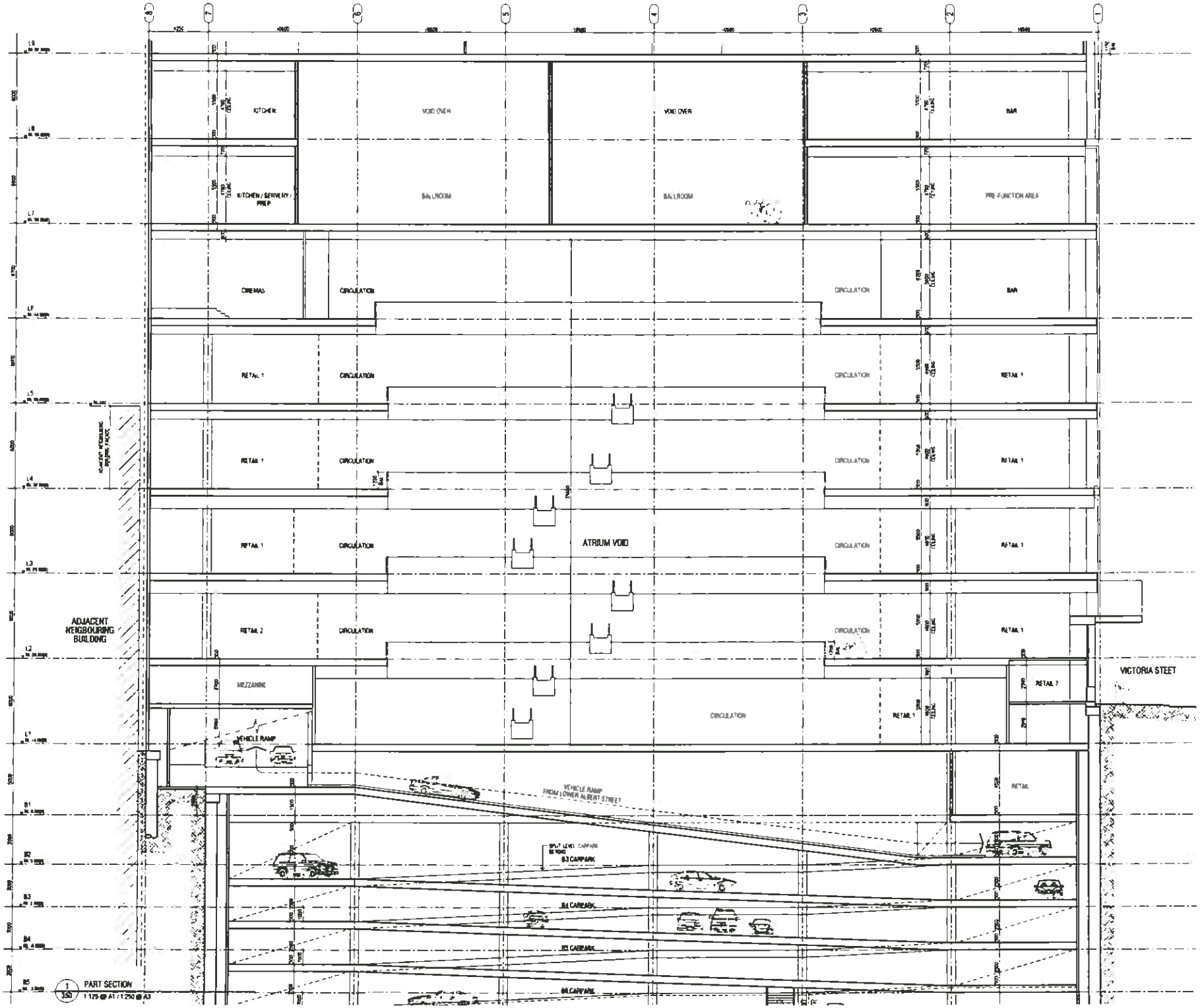

PAUL BROWN& ARCHITECTS

paul brown architects limited, po box 105092, auckland, new zealand
p+64 9 373 5115, f+64 9 373 5116, office@paulbrownarchitects.co.nz

Date of Decision
R/NCC/2006/7730/1
04 FEB 2014
AUCKLAND COUNCIL
APPROVED PLANS

revision		date
D	RESOURCE CONSENT ISSUE	01/04/14
C	RESOURCE CONSENT ISSUE	25/10/13
B	INFORMATION ISSUE	27/08/13
A	RESOURCE CONSENT ISSUE	23/07/13

consultants
structural engineer
electrical engineer
mechanical engineer
hydraulic engineer
fire engineer
acoustic consultant
quantity surveyor
interior designer

project title
ELLIOTT TOWER
AUCKLAND CITY
AUCKLAND

sheet title
PART SECTION

RESOURCE CONSENT

scale A1 1:125
A3 1:250
design CBK drawn CAC
dwg no. 436-RC-354 revision D

The copyright of these drawings remains the property of Clark Brown Architects Limited

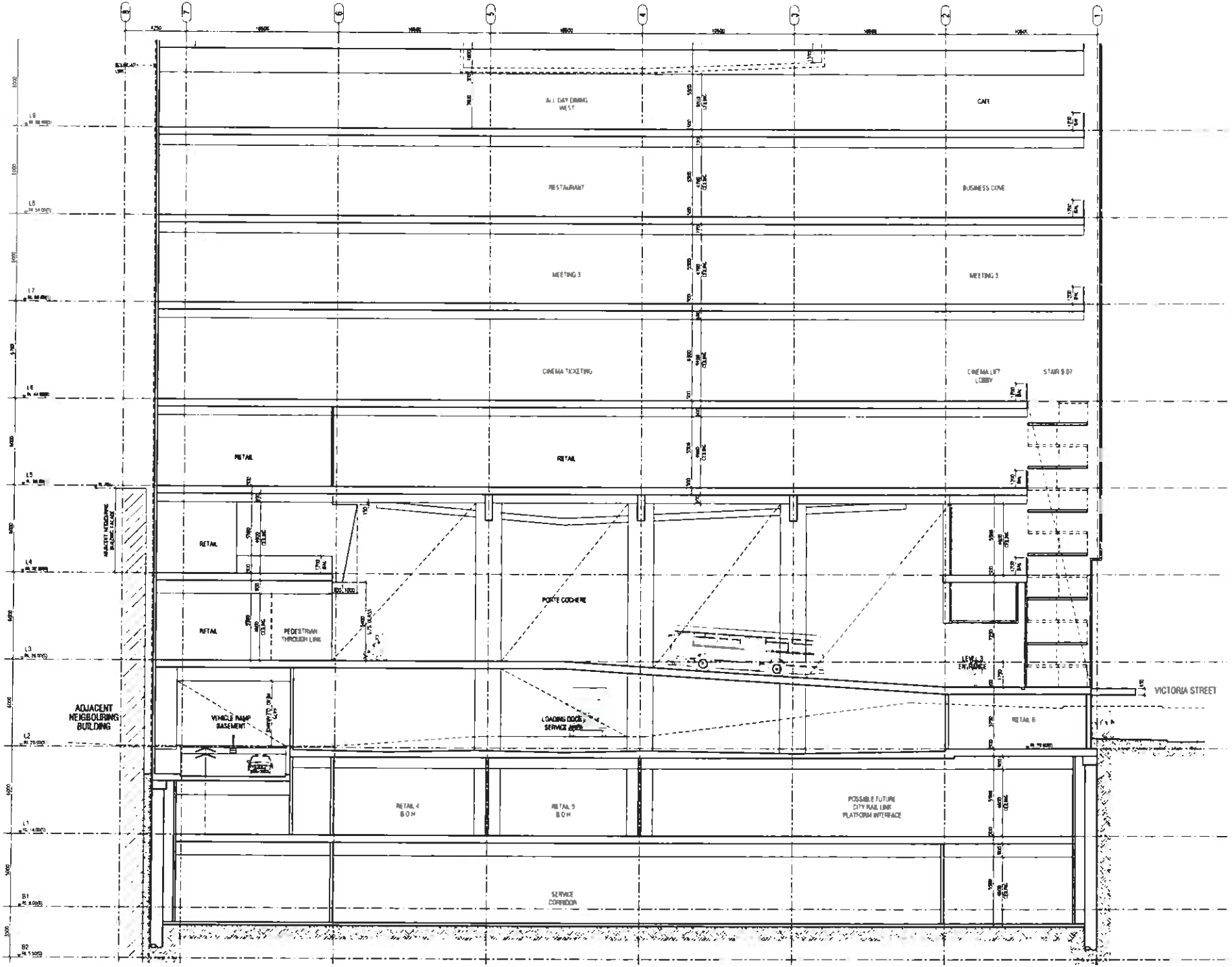

PART SECTION
1:125 @ A1 / 1:250 @ A3

PAUL BROWN& ARCHITECTS

paul brown architects limited, po box 105082, auckland, new zealand
p+64 9 373 5115, f+64 9 373 5116, office@paulbrownarchitects.co.nz

Date of Decision
RMA CC 12006/77301
04 FEB 2014
AUCKLAND COUNCIL APPROVED PLANS

Revision		Date
D	RESOURCE CONSENT ISSUE	21/01/14
C	RESOURCE CONSENT ISSUE	25/10/13
B	INFORMATION ISSUE	23/08/13
A	RESOURCE CONSENT ISSUE	25/01/13

consultants
structural engineer
electrical engineer
mechanical engineer
hydraulic engineer
fire engineer
acoustic consultant
geotech. engineer
facade designer

project title
ELLIOTT TOWER
AUCKLAND CITY
AUCKLAND

sheet title
PART SECTION

RESOURCE CONSENT

scale A1 1:125
A3 1:250

design CSK drawn CJD

dwg no. 436-RC-355 revision D

© The copyright of these drawings remains the property of Clark Brown Architects Limited

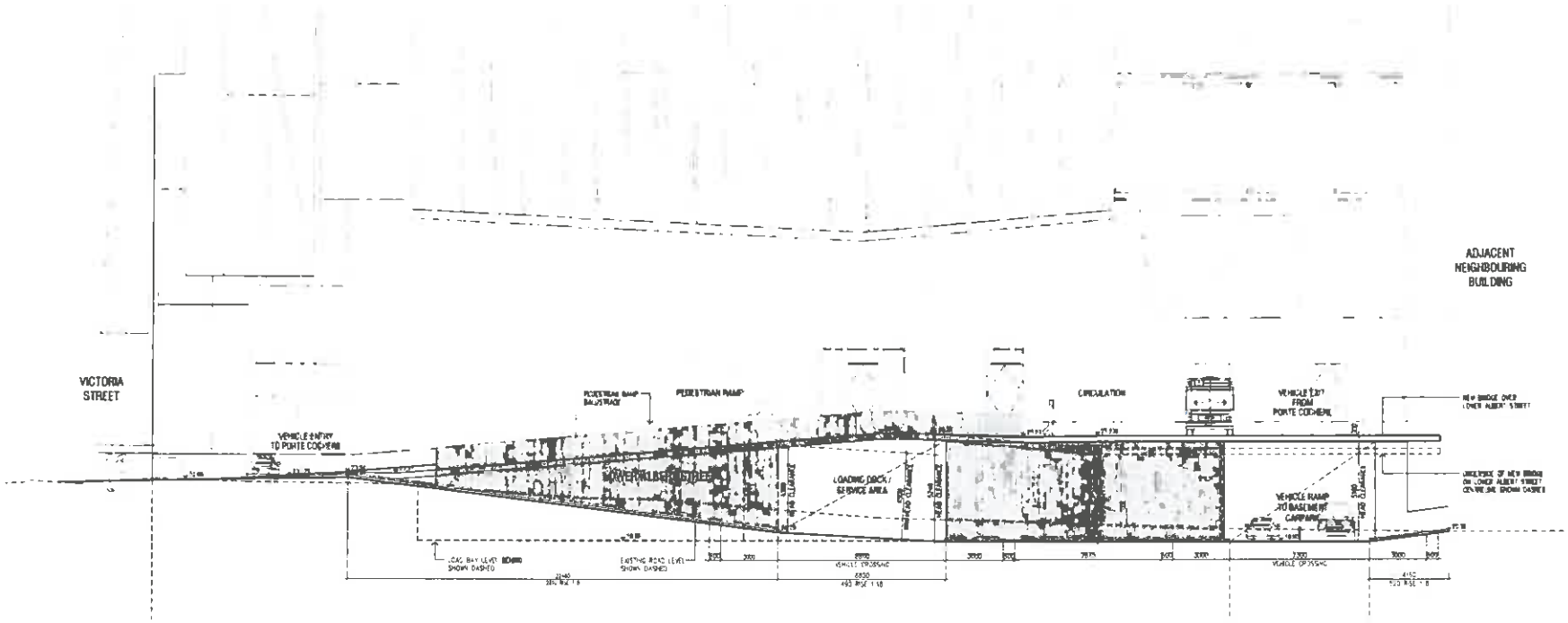

1 / 206 PART SECTION
1:125 @ A1 / 1:250 @ A3

PAUL BROWN& ARCHITECTS

paul brown architects limited, po box 105092, auckland, new zealand
p+64 9 373 5115, f+64 9 373 5116, office@paulbrownarchitects.co.nz

Date of Decision
BUN60012006/TP201
04 FEB 2014
AUCKLAND COUNCIL APPROVED PLANS

Revision		Date
-	RESOURCE CONSENT ISSUE	3/01/14
H	INFORMATION ISSUE	24/12/13
G	INFORMATION ISSUE	23/12/13
F	RESOURCE CONSENT ISSUE	30/10/13
E	RESOURCE CONSENT ISSUE	25/10/13
D	INFORMATION ISSUE	27/08/13
C	UDF ISSUE	20/06/13
B	RESOURCE CONSENT ISSUE	22/01/13

consultants
structural engineer
electrical engineer
mechanical engineer
hydraulic engineer
fire engineer
acoustical consultant
building surveyor
interior designer

project title
ELLIOTT TOWER
AUCKLAND CITY
AUCKLAND

sheet title
PART SECTION

RESOURCE CONSENT

scale A1 1:125
A3 1:250

design CBK drawn CAD

drg no. 436-RC-356 revision I

The contractor is to verify all dimensions, angles, site measurements & conditions on before fabrication or construction begins

© The copyright of these drawings remains the property of Clark Brown Architects Limited

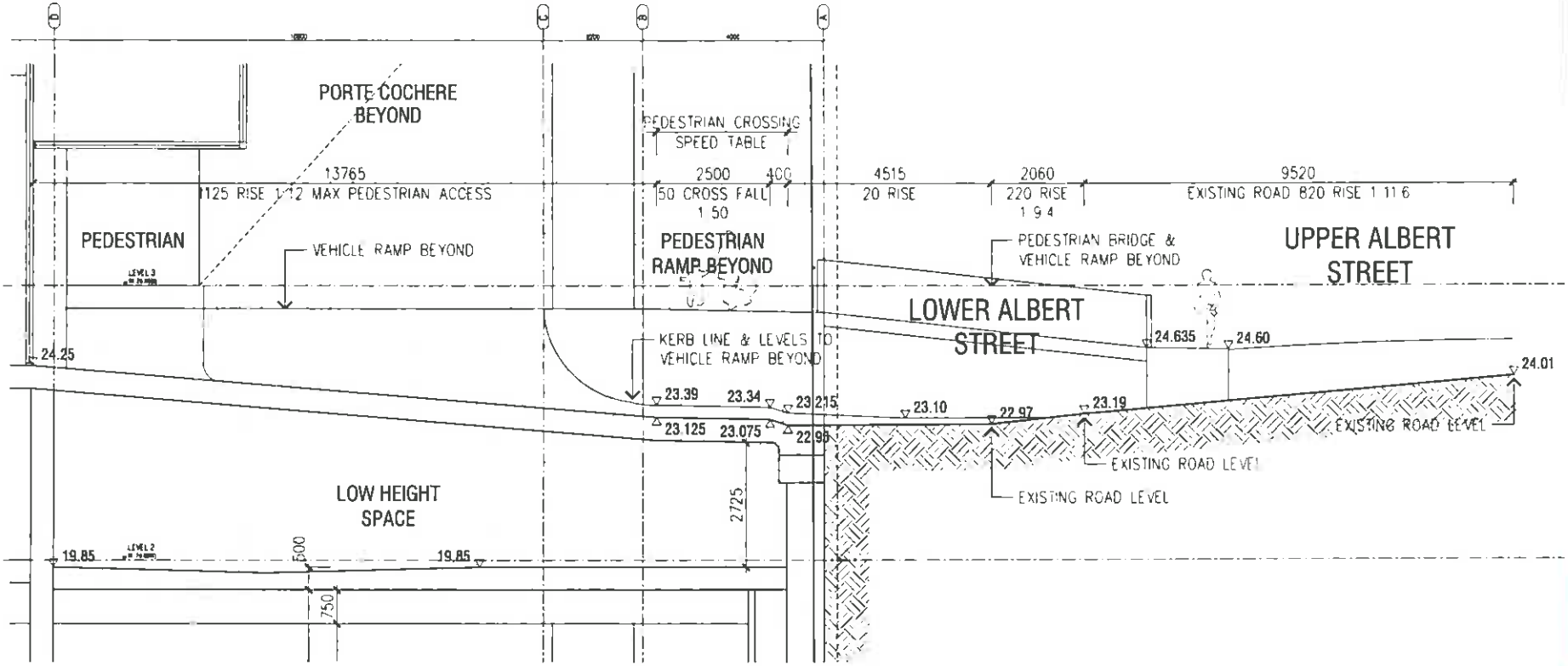

1 / 353 PART SECTION
1:50 @ A1 / 1:100 @ A3

PAUL BROWN & ARCHITECTS

Date of Decision
R/LUC/2006/TT30/1
04 FEB 2014
AUCKLAND COUNCIL APPROVED PLANS

Revision	Description	Date
E	RESOURCE CONSENT ISSUE	21/01/14
D	RESOURCE CONSENT ISSUE	10/01/14
C	RESOURCE CONSENT ISSUE	06/01/14
B	INFORMATION ISSUE	04/12/13
A	INFORMATION ISSUE	23/12/13

consultants
structural engineer
electrical engineer
mechanical engineer
hydraulic engineer
fire engineer
geotechnical consultant
quantity surveyor
interior designer

project title
ELLIOTT TOWER
AUCKLAND CITY
AUCKLAND

sheet title
PART SECTION

RESOURCE CONSENT

scale A3 1:50
A3 1:100

drawn CAD

drg no. 436-RC-357_1
revision E

The copyright of these drawings remains the property of Clark Brown Architects Limited

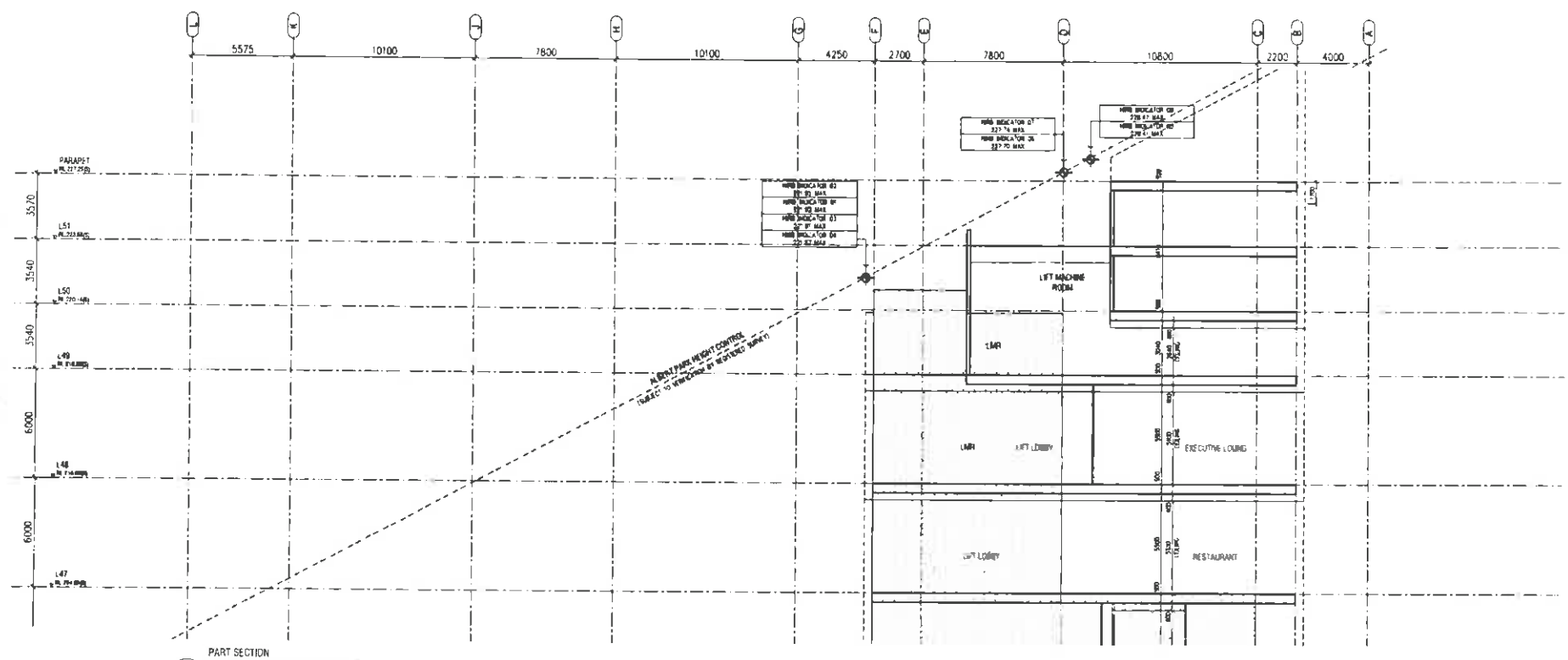

4 / 350 PART SECTION
PLANT & RESTAURANT - LEVEL 49-53
1:125 @ A1 / 1:250 @ A3

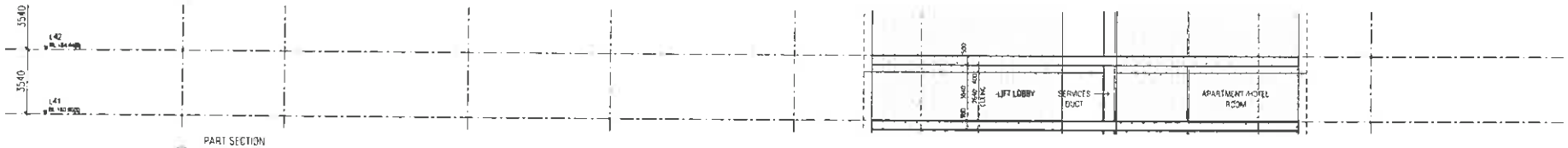

1 / 350 PART SECTION
HOTEL ROOMS/SUITES - LEVEL 17-29, 31-43
1:125 @ A1 / 1:250 @ A3

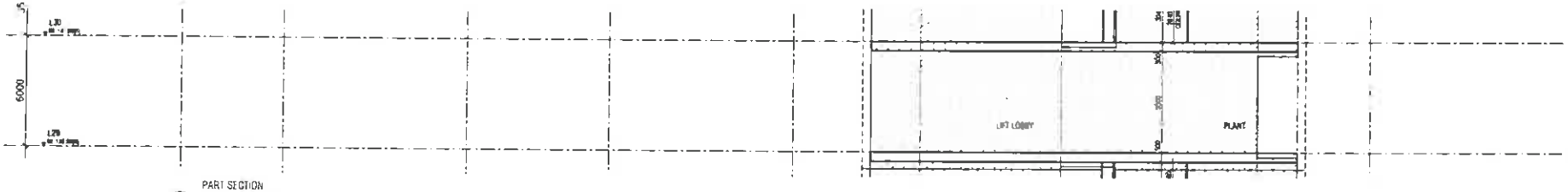

2 / 350 PART SECTION
PLANT - LEVEL 30
1:125 @ A1 / 1:250 @ A3

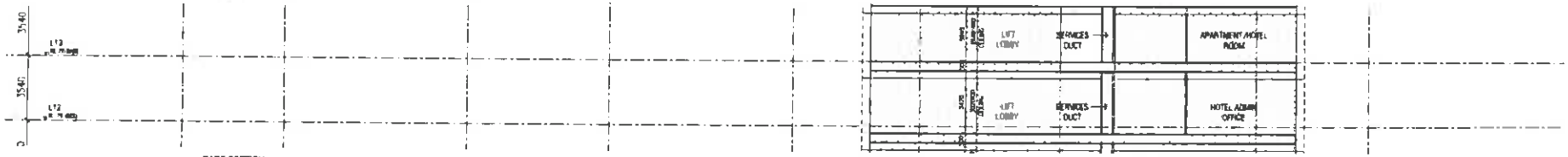

1 / 350 PART SECTION
APARTMENTS - LEVEL 13-16
1:125 @ A1 / 1:250 @ A3

PAUL BROWN& ARCHITECTS

paul brown architects limited, po box 125092, auckland, new zealand
p+64 9 373 5115, f+64 9 373 5116, office@paulbrownarchitects.co.nz

Date of Decision
R/VCC/2006/1730/1
04 FEB 2014
AUCKLAND COUNCIL APPROVED PLANS

Revision	Date
D INTERNAL CONSENT ISSUE	21/01/14
C INTERNAL CONSENT ISSUE	25/08/13
B INFORMATION ISSUE	27/08/13
A INTERNAL CONSENT ISSUE	25/01/13

consultants
structural engineer
services engineer
mechanical engineer
hydraulic engineer
fire engineer
acoustic consultant
quantity surveyor
interior designer

project title
ELLIOTT TOWER
AUCKLAND CITY
AUCKLAND

sheet title
PART SECTION

RESOURCE CONSENT

scale A1 1:125
A3 1:250
drawn CAJ

dwg no. 436-RC-360
revision D

© The copyright of these drawings remains the property of Clark Brown Architects Limited