

7 July 2021

133 Molesworth Street
PO Box 5013
Wellington 6140
New Zealand
T+64 4 496 2000

Scott

By email: fyi-request-15111-131f6811@requests.fyi.org.nz
Ref: H202106952

Dear Scott

Response on your request for official information

Thank you for your request under the Official Information Act 1982 (the Act) on 9 June 2021.

You specifically requested:

"copies of all COVID-19 Immunisation Programme Updates, dated from 3rd May to 9th June."

A set of compiled documents have been found within the scope of your request, and these are released to you in full.

Under section 28(3) of the Act you have the right to ask the Ombudsman to review any decisions made under this request. The Ombudsman may be contacted by email at: info@ombudsman.parliament.nz or by calling 0800 802 602.

Please note that this response, with your personal details removed, may be published on the Ministry website at: www.health.govt.nz/about-ministry/information-releases/responses-official-information-act-requests.

Yours sincerely



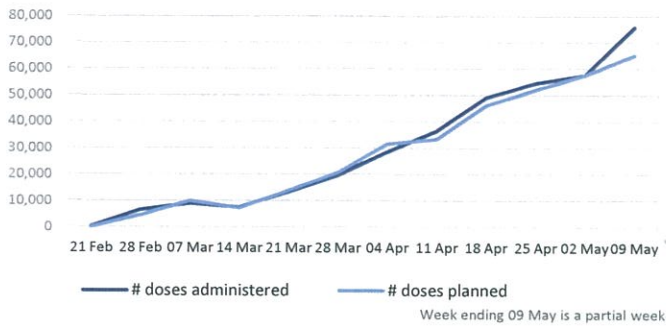
Fiona Michel
Acting National Director
COVID-19 Vaccine and Immunisation Programme

COVID-19 Immunisation Programme Update 09 May

Statistics at a glance (data as at 11:59pm 08 May)

Vaccines administered		Adverse events from immunisation		Inventory in HCL	
First dose	250,385	Non-serious	7.1 per 1,000 doses	Total doses received (Pfizer)	746,460
Second dose	107,964	Serious	0.3 per 1,000 doses	Doses in stock	378,180
Total	358,349	Total	7.4 per 1,000 doses	Planned usage (09-15 May)	73,597
				Next shipment (Week of 10 May)	60,840

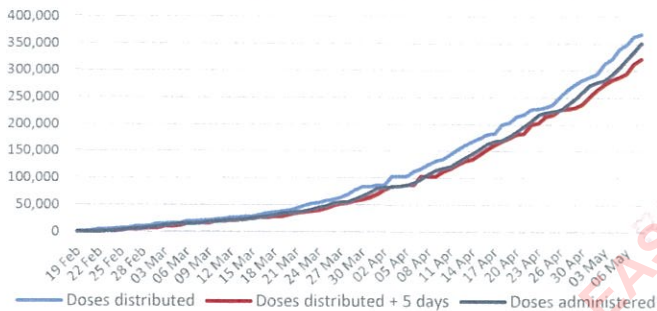
Doses administered against DHB plan



First doses administered by ethnicity

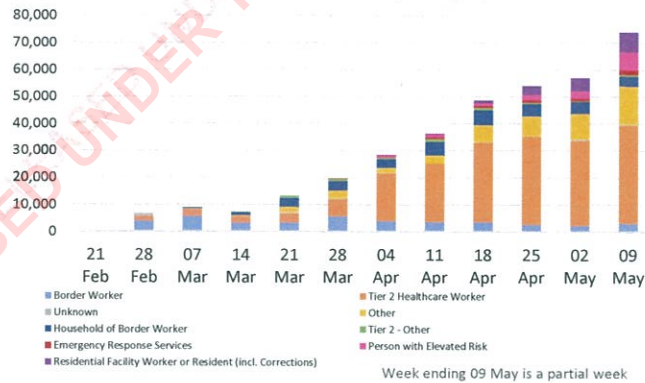


Cumulative doses distributed versus administered



The horizontal gap between the red line and light blue line gives us an indication of the stock that has been delivered and is available for use. This assumes a five-day shelf life from date of distribution, six doses per vial and that the oldest stock is being used to perform vaccinations first. Note: This is a national average and individual sites may vary.

Doses administered by category



We are currently vaccinating:

- Group 1a: Border/MIQ workers, Group 1b: Household contacts, Group 2a: Frontline Health workers – potentially exposed, Group 2b: People with elevated risk and Residential Facility Worker or Resident.
- Group 3: Individuals with elevated risk

Commentary – regional view next two weeks

Northern

- The Ministry of Health joined the Northland COVID Vaccination team to work through operational planning and discuss current challenges. MoH will continue working with the team and the DHB is confident of meeting their June 30 targets.
- Demand on the Northland 0800 booking line has resulted in delays. The DHB is transitioning the number to Whakarongorau which should improve performance.
- In Auckland, the new Henderson site has successfully launched.
- Four GP clinics scheduled to come online over the next week, part of 16 GP clinics in the initial primary care rollout.

Midlands

- Planning workshop was held in Rotorua with the Lakes DHB COVID vaccination implementation team on Monday, including testing the production planning tool which is being developed to support all DHBs in their next stage of planning.
- The team from Auckland Unlimited, who are assisting with planning large scale events, visited Bay Park Stadium to discuss the large-scale site being planned.
- Lakes and BOP DHBs have started vaccinating Group 3, over 65s.

Central

- Implementation in Aged Residential Care is progressing well and has been rolled out in all Central region DHBs except Midcentral, beginning next two weeks.
- Hawkes Bay DHB has fully vaccinated the facility that experienced a COVID-19 outbreak in 2019 and is due to finish its ARC programme 4 June.

Southern

- Southern DHB have made significant progress with Quarantine free Travel border workers and are now commencing dose 2.
- Canterbury now 10% ahead of plan and extending sites to primary care over next two weeks in preparation for Groups 3 and 4.
- All areas have commenced ARC vaccinations

Technology milestones

- The distribution and inventory portal launched on Monday 3 May. The tool allows DHBs to maintain visibility of stock within their network and allows for systematic communication of forecast and stock information between sites, DHBs and MoH.
- Significant CIR release on 13 May, including enabling Whakarongorau to record details of communications and adding payments functionality that will enable provider organisations to be paid based on immunisation activities recorded in CIR
- National booking system has been built. The Ministry is working with DHBs to provide training and onboard sites throughout late May and June. In the initial stages it is anticipated that DHBs and sites will provide population groups code(s) to book online or direct to the call centre.

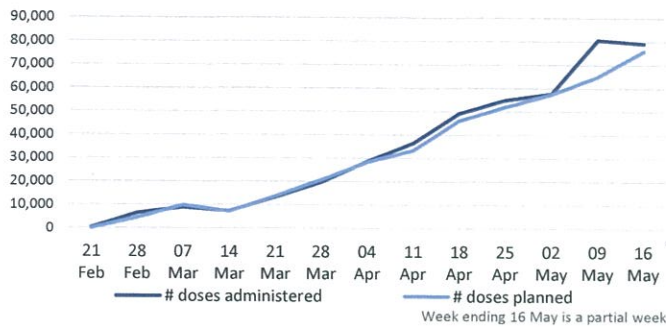
COVID-19 Immunisation Programme Update 16 May

Statistics at a glance (data as at 11:59pm 15 May)

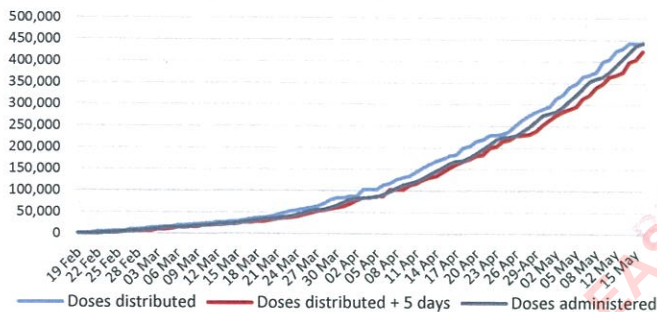
Vaccines administered		Adverse events from immunisation	
First dose	301,801	Non-serious	7.0 per 1,000 doses
Second dose	141,678	Serious	0.3 per 1,000 doses
Total	443,479	Total	7.3 per 1,000 doses

Inventory in HCL	
Total doses received (Pfizer)	807,300
Doses in stock	353,130
Planned usage (16-22 May)	71,207
Next shipment (Week of 17 May)	60,840

Doses administered against DHB plan



Cumulative doses distributed versus administered



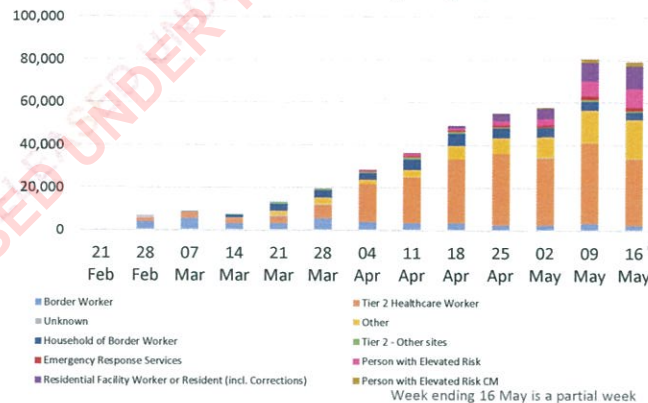
The horizontal gap between the red line and light blue line gives us an indication of the stock that has been delivered and is available for use. This assumes a five-day shelf life from date of distribution, six doses per vial and that the oldest stock is being used to perform vaccinations first. Note: This is a national average and individual sites may vary.

First doses administered by ethnicity



Group 1 includes border workers and household contacts. Excludes doses administered at National sites such as NZDF. Group 2 includes tier 2 healthcare workers.

Doses administered by category



We are currently vaccinating:

- Group 1a: Border/MIQ workers, Group 1b: Household contacts, Group 2a: Frontline Health workers
- Group 2b: People with elevated risk and Residential Facility Worker or Resident.
- Group 3: Individuals with elevated risk

Commentary – regional view

Northern

- The Northland DHB 0800 number, which was struggling with volume, has successfully moved to Whakarongarau Aotearoa, New Zealand Telehealth Service.
- The first four (of 16) GP sites in Auckland go live this week.
- After issuing 50,000 invitations in South Auckland, Auckland Metro increased vaccine volumes at existing community sites last week, but received media attention for queues at some locations as they struggled to balance walk-ins with bookings. They are operating three queues (online, 0800, walk-ins) to manage this. The Ministry is working with Auckland Metro to identify what learning can be applied to setting up large vaccination sites.

Midlands

- Midlands DHBs as a whole continue to track slightly ahead of schedule.
- Ministry officials visited four DHBs across Midlands to provide planning support for sequencing and implementation across July - October.
- Waikato DHB's online booking service has started, enhancing its ability to process bookings.
- Lakes DHB has begun rolling out mobile clinics for ARC facilities, and held its first Marae-based clinic on 14 May in Rotorua.
- Hauora Tairāwhiti provided a mobile clinic for frontline healthcare workers in isolated communities.

Central

- As at 9 May, Central DHBs have completed 55,000 vaccinations, with a strong focus on ARC delivery across the region.
- Capital Coast and Hutt Valley DHBs partnering with PHOs to plan for Group 4 with a strong equity focus - marae-based vaccination for Māori, and meeting the vaccination needs for those with disabilities.
- Wairarapa DHB's Pacific Forum on 2 May was well attended (Ministers Faafoi and Sio in attendance).
- MidCentral DHBs are partnering with iwi and Māori providers to prepare for Group 3 - nearly 30 possible sites identified.

Southern

- Over 90,000 vaccinations have been administered - ahead of plan. DHBs are mindful of the expected supply challenges.

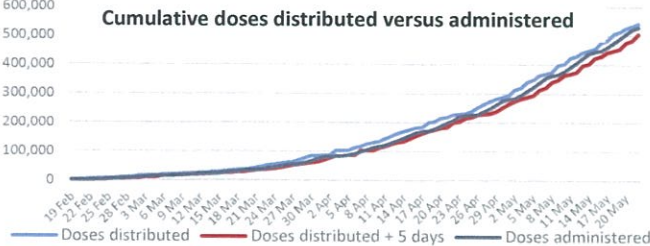
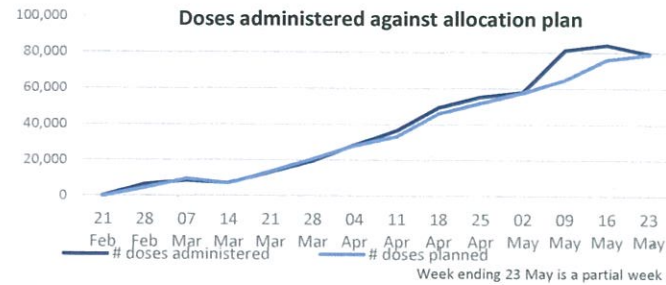
Weekend vaccination availability

- DHBs in all regions are operating weekend clinics. Availability in larger centres/regions with border operations is consistent with roll-out focus. Most other DHBs have some weekend operations and will increase for Group 4.

COVID-19 Immunisation Programme Update 23 May (data as at 11:59pm 22 May)

We are currently vaccinating:
 Group 1a: Border/MIQ workers, Group 1b: Household contacts, Group 2a: Frontline Health workers, Group 2b: People with elevated risk and Residential Facility Worker or Resident, Group 3: Individuals with elevated risk

Vaccines administered		Adverse events from immunisation		Inventory in HCL	
First dose	351,972	Non-serious	6.7 per 1,000 doses	Total doses received (Pfizer)	868,140
Second dose	177,159	Serious	0.3 per 1,000 doses	Doses in stock	327,240
Total	529,131	Total	7.0 per 1,000 doses	Planned usage (23-29 May)	77,500
				Next shipment (Week of 24 May)	60,840

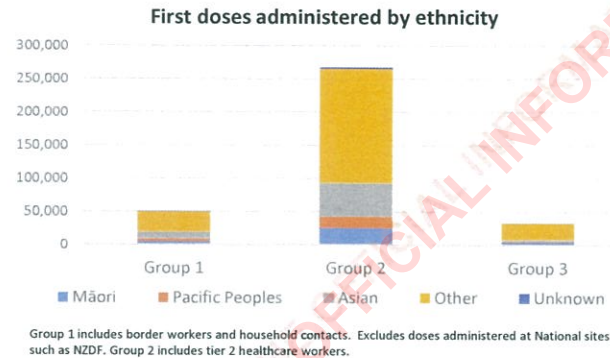


The horizontal gap between the red line and light blue line gives us an indication of the stock that has been delivered and is available for use. This assumes a five-day shelf life from date of distribution, six doses per vial and that the oldest stock is being used to perform vaccinations first. Note: This is a national average and individual sites may vary.

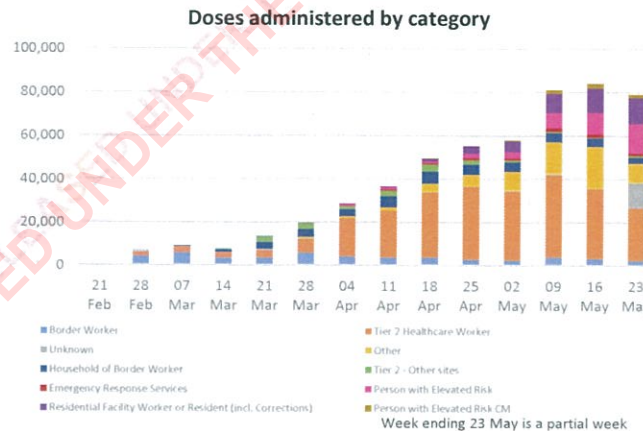
Border Worker Testing Register: Vaccinations by employer group

Group	Case, no dose	No case	One dose	Two dose	Count
Air	3%	15%	3%	79%	1,744
DHB	8%	2%	6%	84%	123
Govt	2%	13%	3%	82%	1,949
MIQ	0%	9%	9%	82%	5,950
Other	8%	28%	6%	58%	1,396
Port	6%	39%	2%	53%	2,077
Total	3%	17%	6%	75%	13,239

This table shows the vaccination status of active workers in the Border Worker Testing Register. See the next page for caveats and heading descriptions.



Group 1 includes border workers and household contacts. Excludes doses administered at National sites such as NZDF. Group 2 includes tier 2 healthcare workers.



Commentary – regional view

Northern

- Northland exceeded weekly volume targets by 6%, reducing the early deficit against planned volumes. Northland expect to be meeting or exceeding cumulative planned volume by 30 June.
- As forecast by Auckland Metro, week-on-week vaccination volumes remained flat following the reduction in walk-ins, which was done following issues with wait times and lines for walk ins, also impacting on those how had been booked in. Planning to mitigate queues and phase walk-ins back in is under way.
- Auckland Metro is progressing with its GP roll out, with four practices live at the end of this week. A further 12 will be live by the end of May.
- Early adopter testing of the National Booking System is progressing well at the Ōtara and Manurewa sites.

Central

- Capital Coast (CCDHB) and Hutt Valley (HVDHB) DHBs had their first Pacific Festival Day, which was successfully run in the Hutt at the Te Awakairangi Health Network COVID Vaccination Clinic on High Street Lower Hutt.
- Further outreach days are planned for Porirua, Kāpiti and Wellington, with clinics open at different times and on different days to accommodate working people and those with other responsibilities in the coming months.
- Whanganui DHB is tracking well against vaccination targets with a focus on pro-equity, disability and rural areas. District nursing vaccination clinics started this week.
- MidCentral DHB rollout is progressing at a rate higher than originally forecast. The DHB have made significant progress in the Aged Residential Care space, with all facilities within the rohe either already vaccinated or booked in with a provider.

Southern

- Rural outreach and weekend clinics have started in various South Island locations. The focus is on vaccinating Groups 2 and 3 but to avoid wastage other groups are invited for vaccination wherever necessary.
- Southern DHB has used a co-design process in partnering with its lead Māori providers which has delivered strong engagement and an excellent willingness to work together to improve Māori and Pacific health outcomes.
- A clinic in Kaikoura is one of the pilot sites for the booking system. Some issues were identified this week in relation to people being able to book through the call centre with process fixes being put in place on 20 May 2021 to ensure that these issues are remedied.

Border Worker Testing Register: Vaccinations by employer group

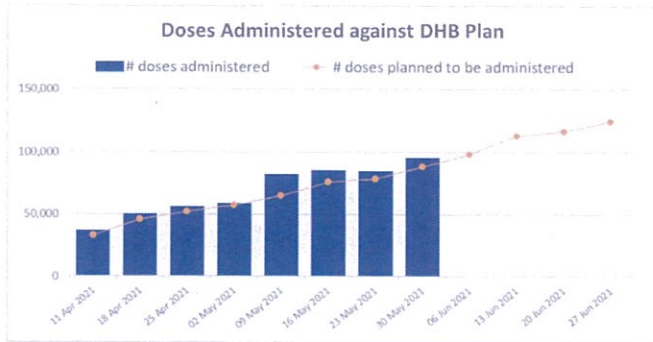
- The Border Worker Testing Register is updated at 9pm daily with vaccination details from the COVID-19 Immunisation Register. The column headings are:
 - Case, no dose means they have case created in CIR but the details are unknown. They may only be booked, have one dose or two doses. An upcoming release to BWTR will make this visible
 - No case means either the worker has not had any doses, or they cannot be matched in the CIR for another reason.
 - One dose means the worker has had one dose only.
 - Two doses means the worker has had two doses.
- An Active employee in the BWTR is defined as someone who has worked within the last 14 days.
- There are instances of duplicates in the BWTR caused by staff working at multiple organisations, this is reflected in the numbers shown as the employer detail is added. The counts in the table which are used to calculate the percentages represents not count of workers but count of active worker relationships to an employer.
- The group is derived from a broad employer categorisation, for example an employer which provides catering to airlines will be considered Air.
- Data quality is heavily dependent on uploads from PCBUs and inaccurate details (such as full name or DoB) may mean matches with CIR are not possible. As a result, the vaccination counts may be understated.
- Ongoing data maintenance and cleansing is being conducted by the PCBUs and new staff are added as they come online. As the data is cleaned and updated - including the addition and removal of staff as the workforce evolves - the numbers will continue to change.

RELEASED UNDER THE OFFICIAL INFORMATION ACT 1982

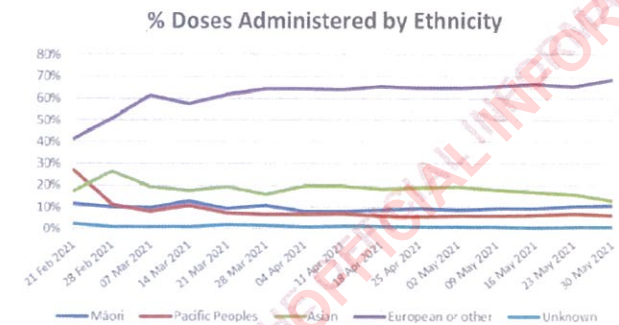
COVID-19 Immunisation Programme Update 30 May

Statistics at a glance (data as at 11:59pm 29 May)

Vaccines administered		Adverse events from immunisation		Inventory in HCL	
First dose	408,476	Non-serious	6.3 per 1,000 doses	Total doses received (Pfizer)	928,980
Second dose	219,663	Serious	0.3 per 1,000 doses	Doses in stock	288,000
Total	628,139	Total	6.6 per 1,000 doses	Planned usage (30-05 June)	94,089
Usage	98%			Next shipment (Week of 31 May)	47,970

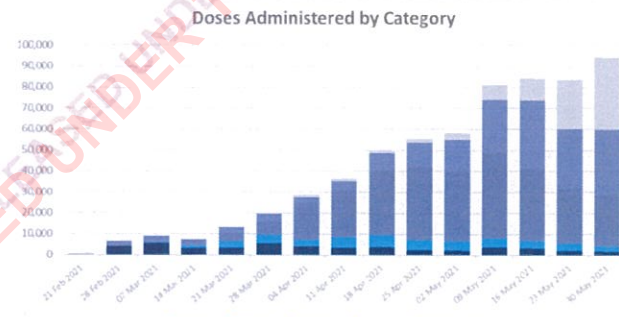


Week ending 30 May is a partial week



Border Worker Testing Register: Vaccinations by employer group					
Group	Type	No dose	One dose	Two dose	Counts
Air	Private	22%	3%	76%	1,777
DHB	Govt	11%	1%	88%	72
Govt	Govt	13%	2%	85%	1,729
MIQ	Govt	4%	4%	91%	2,587
MIQ	Private	12%	9%	79%	3,540
Other	Private	37%	5%	58%	1,284
Port	Private	47%	2%	52%	2,122
Total		20%	5%	75%	13,311

This table shows the vaccination status of active workers in the Border Worker Testing Register. See the next page for caveats and heading descriptions. Data as at Friday.



Week ending 30 May is a partial week

We are currently vaccinating:
 Group 1a: Border/MIQ workers, Group 1b: Household contacts, Group 2a: Frontline Health workers,
 Group 2b: People with elevated risk and Residential Facility Worker or Resident, Group 3: Individuals with elevated risk

Commentary – regional view

Northern

- The recently launched Pharmacy outreach team administered 737 vaccines in Aged Residential Care facilities in the week ending 23 May.
- The GP rollout is progressing well with 11 sites now live, and a further five to go live as part of the initial set. These provide another vaccination channel for people who prefer a more familiar setting than the large centres.
- Northland exceeded weekly volume targets by 37% and had five Māori providers launching this week, with a further two expected next week.

Midlands

- Midlands DHBs are working collaboratively with Māori providers and the first clinic was held at Tūrangawaewae Marae. A collaborative partnership with Nga Miro Health, Tūrangawaewae Marae, Waahi Whanui, Te Hauora o Ngāti Hauā and Raukura Hauora o Tainui will see the marae opening to the public as a vaccination centre in the coming weeks.
- Two new vaccination centres were opened in the Bay of Plenty and Tairāwhiti held a successful three-day vaccination programme in Tolaga Bay.
- Waikato DHB maintained their vaccination numbers despite the impacts of the recent cyber attack on their IT system.

Central

- Central DHBs are tracking ahead of plan, and at w/e 23 May were 55% ahead of initial plan.
- Several community-based fono have been held with Pacifica communities and these are proving very successful.

South Island

- All South Island DHBs are tracking on or above plan.
- Increased focus across the region to further integrate equity requirements and the region is working to fully align regional messaging with national comms.

Upcoming milestones

- 1 June: Wairarapa and Taranaki onboarded to 'Book my Vaccine' national booking system
- 8 June: Tairāwhiti, Hawkes Bay, Canterbury and West Coast onboarded to 'Book my Vaccine' national booking system
- 8 June: new logistics technology goes live to streamline distribution and ordering and provide greater visibility of vaccine throughout the country
- 8 June: adverse event technology goes live with new automation that will de-duplicate and prioritise adverse event following immunisation report assessments

Notes and Caveats

CIR data

- Vaccination counts are based on vaccinations administered and entered into CIR at 11:59pm. Some vaccinations may be entered into CIR in the days following vaccination.
- Ethnicity is prioritised ethnicity, not total response

Usage calculation

- “Usage” is an estimate of how much vaccine delivered to sites is administered to individuals.
- Assumptions include:
 - Six doses per vial
 - Delivered doses expire on the morning of the fifth day
 - Doses are delivered to sites the same day they are taken from central storage
 - Sites consume the vaccine on a first in first out (FIFO) basis
 - All vaccinations are entered to CIR within three days of the date administered

Border Worker Testing Register: Vaccinations by employer group

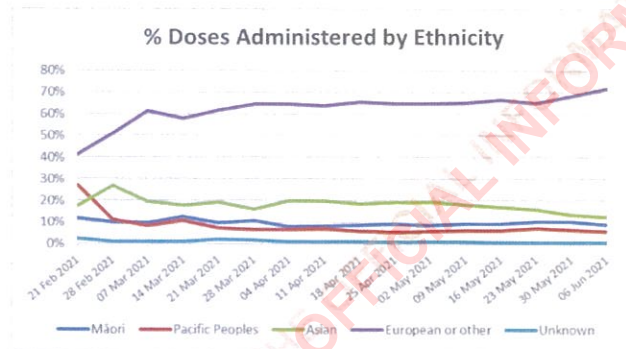
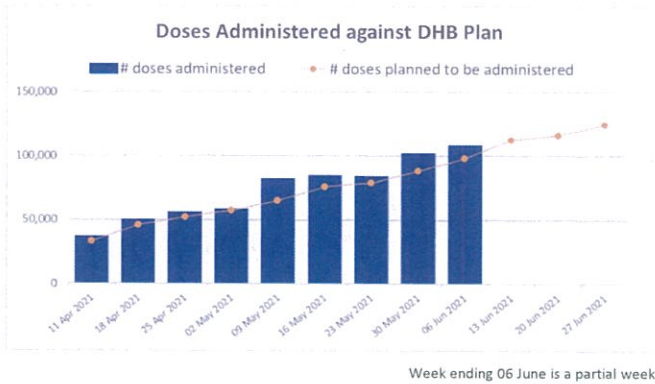
- The Border Worker Testing Register is updated at 9pm daily with vaccination details from the COVID-19 Immunisation Register. The column headings are:
 - No dose means either the worker has not had any doses, or they cannot be matched in the CIR for another reason.
 - One dose means the worker has had one dose only.
 - Two doses means the worker has had two doses.
- An Active employee in the BWTR is defined as someone who has worked within the last 14 days.
- There are instances of duplicates in the BWTR caused by staff working at multiple organisations, this is reflected in the numbers shown as the employer detail is added. The counts in the table which are used to calculate the percentages represents not count of workers but count of active worker relationships to an employer.
- The group is derived from a broad employer categorisation, for example an employer which provides catering to airlines will be considered Air.
- Data quality is heavily dependent on uploads from PCBUs and inaccurate details (such as full name or DoB) may mean matches with CIR are not possible. As a result, the vaccination counts may be understated.
- Ongoing data maintenance and cleansing is being conducted by the PCBUs and new staff are added as they come online. As the data is cleaned and updated - including the addition and removal of staff as the workforce evolves - the numbers will continue to change.
- BWTR reporting will differ from MBIE reporting for several reasons
 - Different source: MBIE reporting is based on employer returns and is dependent on the data they provide
 - Different “active” time frames: BWTR automatically sets people as active if they have been on shift in the last 14 days or if they are new to the BWTR. Employer returns are based on 7 days.
 - Group definitions: Groupings will depend on what is submitted to BWTR compared to the employer returns and the ways those groups are rolled up in reports

RELEASED UNDER THE OFFICIAL INFORMATION ACT 1982

COVID-19 Immunisation Programme Update 06 June

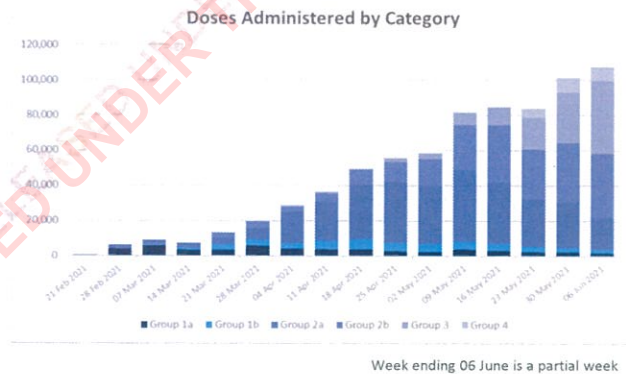
Statistics at a glance (data as at 11:59pm 05 June)

Vaccines administered		Adverse events from immunisation		Inventory in HCL	
First dose	478,353	Non-serious	5.8 per 1,000 doses	Total doses received (Pfizer)	976,950
Second dose	265,140	Serious	0.2 per 1,000 doses	Doses in stock	189,660
Total	743,493	Total	6.1 per 1,000 doses	Planned usage (06-12 June)	87,347
Usage	98%			Next shipment (Week of 07 June)	49,140



Border Worker Testing Register: Vaccinations by employer group					
Group	Type	No dose	One dose	Two dose	Counts
Air	Private	20%	3%	77%	1,647
DHB	Govt	16%	3%	80%	91
Govt	Govt	7%	2%	91%	1,577
MIQ	Govt	3%	2%	94%	2,607
MIQ	Private	11%	7%	81%	3,717
Other	Private	37%	3%	60%	1,403
Port	Private	45%	2%	53%	2,066
Total		18%	4%	78%	13,108

This table shows the vaccination status of active workers in the Border Worker Testing Register. See the next page for caveats and heading descriptions. Data as at Friday.



We are currently vaccinating:
 Group 1a: Border/MIQ workers, Group 1b: Household contacts. Group 2a: Frontline Health workers.
 Group 2b: People with elevated risk and Residential Facility Worker or Resident. Group 3: Individuals with elevated risk

Commentary – regional view

Northern

- Region administered 39,201 vaccinations this week, a 22% increase on last week.
- Northland now have seven active Māori providers, with several GP practices expected to commence vaccination over the coming weeks which will take the number to 15 during the next month. The first Northland Pharmacy is expected early June with a further four being phased onboard.
- The Auckland Metro primary care rollout is progressing with 17 GP sites now live.

Midlands

- Region has administered a total of 106,842 vaccines and are projected to deliver 40,189 vaccines this week.
- Midland DHBs continue to work collaboratively with Māori and Pacific providers to ensure equity of access to the vaccine.

Central

- Region administered 15,985 vaccinations this week, with 89,303 to date.
- Hawkes Bay DHB completed all 27 Aged Residential Care facility vaccinations this week.
- A joint model of service delivery in Wairoa between a Māori provider and general practice launched its first big clinic last weekend and delivered over 800 vaccinations in the community.
- Whanganui opened a central city vaccination site this week which was warmly received by the public; the DHB is now 59% ahead of their original vaccination plan.

South Island

- South Island DHBs administered 20,923 vaccines for the week ending 30 May, bringing their total to 152,001 vaccines administered to date, 4% ahead of plan.
- Despite the weather event in South Canterbury this week, most clinics remained open and were operational.
- The first rural outreach clinic was held in Waimate on 31 May.

Upcoming milestones

- 8 June: Tairāwhiti, Hawkes Bay, Canterbury and West Coast onboarded to 'Book my Vaccine' national booking system
- 8 June: new logistics technology goes live to streamline distribution and ordering and provide greater visibility of vaccine throughout the country
- 8 June: adverse event technology goes live with new automation that will de-duplicate and prioritise adverse event following immunisation report assessment

Notes and Caveats

CIR data

- Vaccination counts are based on vaccinations administered and entered into CIR at 11:59pm. Some vaccinations may be entered into CIR in the days following vaccination.
- Ethnicity is prioritised ethnicity, not total response

Usage calculation

- “Usage” is an estimate of how much vaccine delivered to sites is administered to individuals.
- Assumptions include:
 - Six doses per vial
 - Delivered doses expire on the morning of the fifth day
 - Doses are delivered to sites the same day they are taken from central storage
 - Sites consume the vaccine on a first in first out (FIFO) basis
 - All vaccinations are entered to CIR within three days of the date administered

Border Worker Testing Register: Vaccinations by employer group

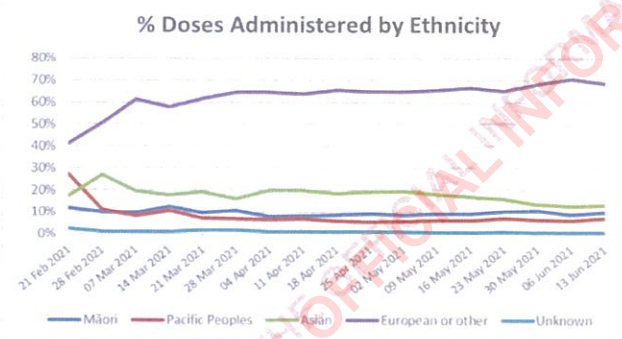
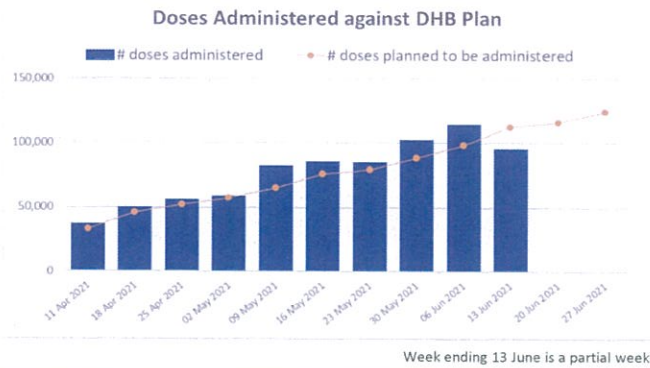
- The Border Worker Testing Register is updated at 9pm daily with vaccination details from the COVID-19 Immunisation Register. The column headings are:
 - No dose means either the worker has not had any doses, or they cannot be matched in the CIR for another reason.
 - One dose means the worker has had one dose only.
 - Two doses means the worker has had two doses.
- An Active employee in the BWTR is defined as someone who has worked within the last 14 days.
- There are instances of duplicates in the BWTR caused by staff working at multiple organisations, this is reflected in the numbers shown as the employer detail is added. The counts in the table which are used to calculate the percentages represents not count of workers but count of active worker relationships to an employer.
- The group is derived from a broad employer categorisation, for example an employer which provides catering to airlines will be considered Air.
- Data quality is heavily dependent on uploads from PCBUs and inaccurate details (such as full name or DoB) may mean matches with CIR are not possible. As a result, the vaccination counts may be understated.
- Ongoing data maintenance and cleansing is being conducted by the PCBUs and new staff are added as they come online. As the data is cleaned and updated - including the addition and removal of staff as the workforce evolves - the numbers will continue to change.
- BWTR reporting will differ from MBIE reporting for several reasons
 - Different source: MBIE reporting is based on employer returns and is dependent on the data they provide
 - Different “active” time frames: BWTR automatically sets people as active if they have been on shift in the last 14 days or if they are new to the BWTR. Employer returns are based on 7 days.
 - Group definitions: Groupings will depend on what is submitted to BWTR compared to the employer returns and the ways those groups are rolled up in reports

RELEASED UNDER THE OFFICIAL INFORMATION ACT 1982

COVID-19 Immunisation Programme Update 13 June

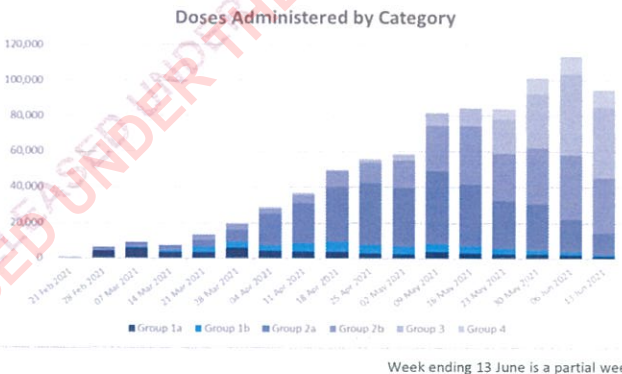
Statistics at a glance (data as at 11:59pm 12 June)

Vaccines administered		Adverse events from immunisation		Inventory in HCL	
First dose	539,532	Non-serious	5.6 per 1,000 doses	Total doses received (Pfizer)	1,024,920
Second dose	304,911	Serious	0.2 per 1,000 doses	Doses in stock	115,518
Total	844,443	Total	5.8 per 1,000 doses	Planned usage (13-19 June)	92,995
Usage	99%			Next shipment (Week of 14 June)	49,140



Border Worker Testing Register: Vaccinations by Employer Group					
Group	Private /Govt	No dose	One dose	Two dose	Counts
Air	Private	18%	3%	80%	1,762
DHB	Govt	19%	4%	78%	80
Govt	Govt	9%	2%	89%	1,684
MIQ	Govt	4%	2%	94%	2,247
MIQ	Private	13%	6%	81%	4,048
Other	Private	39%	4%	57%	185
Port	Private	46%	2%	52%	2,683
Total	-	19%	3%	78%	12,689

This table shows the vaccination status of active workers in the Border Worker Testing Register. See the next page for caveats and heading descriptions. Data as at Friday.



We are currently vaccinating:
 Group 1a: Border/MIQ workers, Group 1b: Household contacts, Group 2a: Frontline Health workers,
 Group 2b: People with elevated risk and Residential Facility Worker or Resident, Group 3: Individuals with elevated risk

Regional commentary

Northern Region

- DHBs administered 44,631 vaccinations for w/e 6 June, a 13.5% increase on the previous week.
- Northland DHB now have seven Māori providers operating, and the first GP practice and Pharmacy commenced vaccinations last week. Northland DHB are working with other primary care providers to bring further GPs and Pharmacies on board.
- The Highbrook clinic (Auckland Metro) exceeded 1,000 vaccinations a day for three consecutive days.

Midlands

- DHBs administered 19,591 vaccinations for w/e 6 June, a 0.4% increase on the previous week.
- Plans are underway to open outreach clinics at Reporoa, Mangakino, Turangi and Kaiangaroa in late June – early July.
- Whakatane opened their first community vaccination centre and satellite sites in Opotiki and Kawerau were opened with support of local iwi and Māori providers.
- The Bay of Plenty vaccination centre at Bay Park saw bookings increase to 510 bookings per day this week.

Central

- DHBs administered 21,916 vaccinations for w/e 6 June, a 16.5% increase on the previous week.
- Wairarapa DHB went live with the National Booking System on 2 June.
- Capital Coast and Hutt Valley DHBs held a successful first Pacific festival day in Newtown vaccinating over 200 Pacific people.
- Hawkes Bay DHB have almost completed vaccination of all their residential disability home residents.

South Island

- DHBs administered 23,603 vaccinations for w/e 6 June, a 12% increase on the previous week.
- South Canterbury DHB has now fully vaccinated all Aged Residential Care residents.
- South Canterbury DHB held their first workplace vaccination clinic – administering first doses to 130 workers at Alliance Group Smithfield meat processing plant in Timaru.

Milestones next week

- Hawke's Bay, Tairāwhiti, Lakes, and Northland DHBs are all expected to onboard with the national booking system next week.

Notes and Caveats

CIR data

- Vaccination counts are based on vaccinations administered and entered into CIR at 11:59pm. Some vaccinations may be entered into CIR in the days following vaccination.
- Ethnicity is prioritised ethnicity, not total response

Usage calculation

- “Usage” is an estimate of how much vaccine delivered to sites is administered to individuals.
- Assumptions include:
 - Six doses per vial
 - Delivered doses expire on the morning of the fifth day
 - Doses are delivered to sites the same day they are taken from central storage
 - Sites consume the vaccine on a first in first out (FIFO) basis
 - All vaccinations are entered to CIR within three days of the date administered

Border Worker Testing Register: Vaccinations by employer group

- The Border Worker Testing Register is updated at 9pm daily with vaccination details from the COVID-19 Immunisation Register. The column headings are:
 - No dose means either the worker has not had any doses, or they cannot be matched in the CIR for another reason.
 - One dose means the worker has had one dose only.
 - Two doses means the worker has had two doses.
- An Active employee in the BWTR is defined as someone who has worked within the last 14 days.
- There are instances of duplicates in the BWTR caused by staff working at multiple organisations, this is reflected in the numbers shown as the employer detail is added. The counts in the table which are used to calculate the percentages represents not count of workers but count of active worker relationships to an employer.
- The group is derived from a broad employer categorisation, for example an employer which provides catering to airlines will be considered Air.
- Data quality is heavily dependent on uploads from PCBUs and inaccurate details (such as full name or DoB) may mean matches with CIR are not possible. As a result, the vaccination counts may be understated.
- Ongoing data maintenance and cleansing is being conducted by the PCBUs and new staff are added as they come online. As the data is cleaned and updated - including the addition and removal of staff as the workforce evolves - the numbers will continue to change.
- BWTR reporting will differ from MBIE reporting for several reasons
 - Different source: MBIE reporting is based on employer returns and is dependent on the data they provide
 - Different “active” time frames: BWTR automatically sets people as active if they have been on shift in the last 14 days or if they are new to the BWTR. Employer returns are based on 7 days.
 - Group definitions: Groupings will depend on what is submitted to BWTR compared to the employer returns and the ways those groups are rolled up in reports

RELEASED UNDER THE OFFICIAL INFORMATION ACT 1982

COVID-19 Immunisation Programme Update 20 June

Statistics at a glance (data as at 11:59pm 19 June)

Vaccines administered

First dose	613,408
Second dose	359,163
Total	972,571
Usage	99%

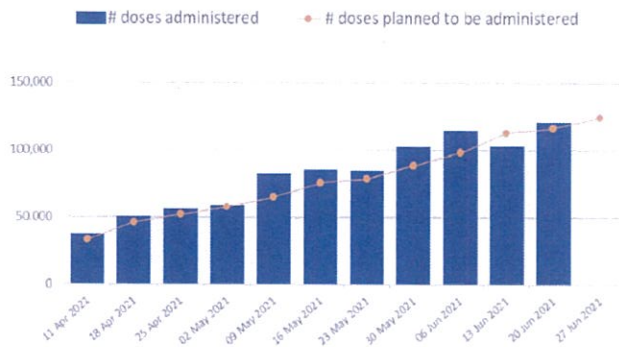
Adverse events from immunisation

Non-serious	5.3 per 1,000 doses
Serious	0.2 per 1,000 doses
Total	5.5 per 1,000 doses

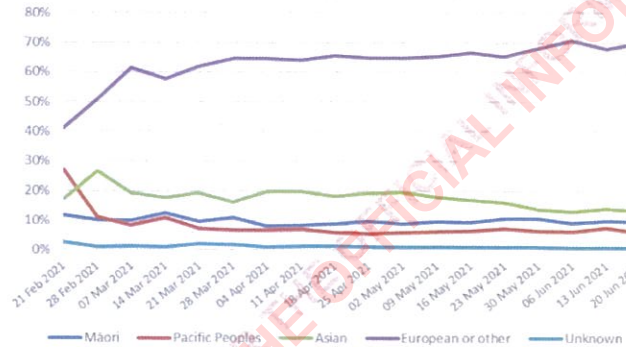
Inventory in HCL

Total doses received (Pfizer)	1,174,680
Doses in stock	160,410
Demand plan (20-26 June)	106,902
Next shipment (Week of 21 June)	49,140

Doses administered against production plan



% doses administered by ethnicity



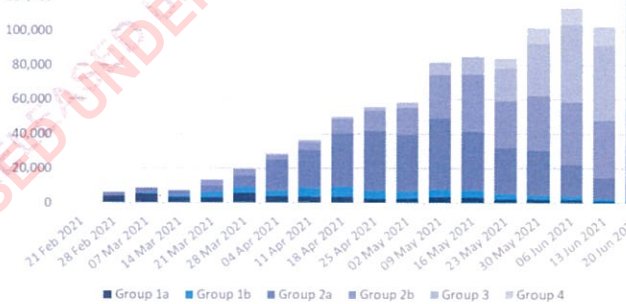
Week ending 20 June is a partial week

Border Worker Testing Register: Vaccinations by Employer Group

Group	Private /Govt	No dose	One dose	Two dose	Counts
Air	Private	17%	3%	80%	1,699
DHB	Govt	25%	4%	71%	52
Govt	Govt	8%	2%	91%	1,637
MIQ	Govt	2%	1%	96%	2,101
MIQ	Private	11%	6%	83%	3,881
Other	Private	29%	4%	67%	215
Port	Private	45%	2%	54%	2,621
Total	-	17%	3%	79%	12,206

This table shows the vaccination status of active workers in the Border Worker Testing Register. See the next page for caveats and heading descriptions. Data as at Friday.

Doses administered by group



Week ending 20 June is a partial week

We are currently vaccinating:

Group 1a: Border/MIQ workers, Group 1b: Household contacts. Group 2a: Frontline Health workers. Group 2b: People with elevated risk and Residential Facility Worker or Resident. Group 3: Individuals with elevated risk

Regional Commentary

Northern

- Northern DHBs administered 54,328 vaccinations in the seven days to 17 June, a 34.1% increase on the previous week.
- 110,000 people aged 65+ living in the Auckland region will have received an invitation by text or email to book their vaccination by Friday, 18 June. The remaining individuals in Group 3, including people who have underlying health conditions (164,000), will receive an invitation to book their vaccination by mid-July.

Midlands

- Midlands DHBs administered 22,867 vaccinations in the seven days to 17 June, a 42.7% increase on the previous week.
- Bay of Plenty DHB continue their strong focus on achieving equity. Cape Kidnappers has a population of approximately 1,200. 70% of residents (872) have received their first dose. The remaining 372 residents are now fully vaccinated. 78% of vaccines administered in Cape Kidnappers have been to Māori members of the community.
- Taranaki DHB supported Ngāti Ruanui with a vaccination rollout in Patea, completed second dose vaccinations for RSE workers in Hāwera, had a Pasifika focused clinic at a Methodist church in New Plymouth and continued to raise awareness by speaking at the Maori Women's Welfare League meeting.

Central

- Central DHBs administered 20,456 vaccinations in the seven days to 17 June, a 15.7% increase on the previous week.
- Capital Coast and Hutt Valley DHBs have now vaccinated all Aged Residential Care facilities in their region, delivering vaccines to both residents and staff.

South Island

- South Island DHBs administered 27,731 vaccinations in the seven days to 17 June, a 37.0% increase on the previous week.
- South Canterbury and Nelson Marlborough DHBs have completed vaccinations in all Aged Residential Care facilities in their region, delivering vaccines to both residents and staff.
- Canterbury DHB have high levels of engagement for their mobile Māori clinics which are designed for outreach rural areas.

Milestones next week

- The 1,000,000 vaccination dose will be administered this week.
- Vaccinations commence on the Chatham Islands on 21 June 2021.

Notes and Caveats

CIR data

- Vaccination counts are based on vaccinations administered and entered into CIR at 11:59pm. Some vaccinations may be entered into CIR in the days following vaccination.
- Ethnicity is prioritised ethnicity, not total response.
- Production plan is the weekly plan agreed mid April with DHBs. It is also known as DHB plan.
- Demand plan is an estimate from DHBs loaded periodically to the inventory system. It is also known as allocation plan.

Usage calculation

- "Usage" is an estimate of how much vaccine delivered to sites is administered to individuals.
- Assumptions include:
 - Six doses per vial
 - Delivered doses expire after 31 days
 - Doses are delivered to sites the same day they are taken from central storage
 - Sites consume the vaccine on a first in first out (FIFO) basis
 - All vaccinations are entered to CIR within three days of the date administered

Border Worker Testing Register: Vaccinations by employer group

- The Border Worker Testing Register is updated at 9pm daily with vaccination details from the COVID-19 Immunisation Register. The column headings are:
 - No dose means either the worker has not had any doses, or they cannot be matched in the CIR for another reason.
 - One dose means the worker has had one dose only.
 - Two doses means the worker has had two doses.
- An Active employee in the BWTR is defined as someone who has worked within the last 14 days.
- There are instances of duplicates in the BWTR caused by staff working at multiple organisations, this is reflected in the numbers shown as the employer detail is added. The counts in the table which are used to calculate the percentages represents not count of workers but count of active worker relationships to an employer.
- The group is derived from a broad employer categorisation, for example an employer which provides catering to airlines will be considered Air.
- Data quality is heavily dependent on uploads from PCBUs and inaccurate details (such as full name or DoB) may mean matches with CIR are not possible. As a result, the vaccination counts may be understated.
- Ongoing data maintenance and cleansing is being conducted by the PCBUs and new staff are added as they come online. As the data is cleaned and updated - including the addition and removal of staff as the workforce evolves - the numbers will continue to change.

RELEASED UNDER THE OFFICIAL INFORMATION ACT 1982