

Hon Kelvin Davis

MP for Te Tai Tokerau

Minister for Māori Crown Relations: Te Arawhiti

Minister for Children

Minister of Corrections

Associate Minister of Education (Māori Education)



Ti Lamusse

fyi-request-16987-5556b4b1@requests.fyi.org.nz

Tēnā koe Ti Lamusse

I refer to your email of 1 October 2021, requesting all advice provided to me about the management of COVID-19 in prisons. Your request has been considered in accordance with the provisions of the Official Information Act 1982 (OIA).

As the Minister of Corrections, my top priority is safety – of the public, Corrections' staff, visitors to Corrections' sites and the people Corrections manages. As we have seen in prisons internationally, the impact can be devastating. Corrections has a duty of care to the men and women in prisons, and to staff, and are well prepared for any risk of COVID-19 entering a prison. Since March 2020, Corrections has put in place extensive plans to manage any risk to their staff or the people they manage, including robust infection prevention and control plans at all Alert Levels. As at 25 November 2021, there have been no cases of COVID-19 in prisons with known transmission between staff or prisoners.

You requested:

all advice given to the Minister about the management of COVID-19 in New Zealand prisons

As my office advised on 22 October 2021, your request was extended in accordance with section 15 (1)(A) of the OIA.

I have interpreted your request as briefings and advice I have received from Corrections officials. As you have not specified a time period for your request, I am providing you with information for the period of 1 March 2020 – 1 October 2021.

I receive regular updates and advice from my officials at Corrections. As you will appreciate, much of this advice has related to some degree to the impact of COVID-19 on Corrections' operations. To respond to your request, I have identified documents specifically regarding COVID-19 in prisons.

Attached are the documents considered within scope of your request, received by my office between the dates specified above. The information enclosed includes updates on the management of COVID-19 in prison and statistics and updates received via my Weekly Report. You will note that I received figures fortnightly from 11 June 2020, and figures on a case by case basis for the months prior. The following briefings/Aides Memoire are also attached:

- B4132 - Aide Memoire: Update on Corrections' COVID-19 Vaccination Planning
- B4177 - Aide Memoire: COVID-19 vaccine sequencing framework
- B4051 - Aide Memoire: Response to changes in COVID-19 Alert Levels

Some information is withheld under section 9(2)(a) of the OIA, to protect the privacy of natural persons; and section 9(2)(g)(i) of the OIA, to maintain the effective conduct of public affairs through the free and frank expression of opinions by or between or to Ministers of the Crown or members of an organisation or officers and employees of any public service agency or organisation in the course of their duty. I do not believe there are any considerations under section 9(1) of the OIA rendering it desirable in the public interest to make the information available which outweigh the reasons for withholding. Information is also withheld from the documents enclosed as it is outside of the scope of your request.

A large number of documents I have received regarding this matter are also publicly available at <https://covid19.govt.nz/about-our-covid-19-response/proactive-releases/alert-levels-and-restrictions/>.

Consequently, your request is refused in part under section 18(d) of the OIA, as the information requested is publicly available.

The proactively released Ministry of Health Cabinet Papers that were emailed to me by Corrections can also be found at <https://www.health.govt.nz/about-ministry/information-releases/release-ministerial-decision-making-documents/covid-19-immunisation-programme-cabinet-papers-and-minutes>.

As you may be aware, COVID-19 vaccination numbers for Corrections staff and prisoners are publicly available on Corrections' website. This information, broken down by prison and updated on a weekly basis, and is available at <https://www.corrections.govt.nz/news/corrections-covid-19-update/vaccination-update>.

I trust the information provided is of assistance. If you have any concerns with this response you may raise them with the Office of the Ombudsman. Contact details are: Office of the Ombudsman, PO Box 10152, Wellington 6143.

Nāku noa, nā

A handwritten signature in blue ink, appearing to read 'Kelvin Davis', written in a cursive style.

Hon Kelvin Davis
Minister of Corrections

COVID-19 Key Stats and Screening Outcomes

This section updates you on the Critical Health and Safety Risk (COVID-19) as at 4 June 2020.

COVID-19 Key Stats			
Metric	± Since Last Reported	Total	
Staff	Self Isolation	-3	85
	Awaiting Testing	0	19
	Negative Test	2	209
	Positive Test	0	3
Prisoner	Negative Screen	305	3941
	Awaiting Testing	10	22
	Negative Test	10	216
	Positive Test	0	1

COVID-19 Prisoner Screening Outcomes						
	Negative Screen	Negative Test	Positive Swab Result	Refused	Awaiting Testing	Total
Arohata Prison	62	9				71
Auckland Prison	118					118
Auckland Region Women's Corrections Facility	259	26	1		5	291
Auckland South Correctional Facility	132	2				134
Christchurch Men's Prison	350	7				357
Christchurch Women's Prison	49	2			3	54
Hawkes Bay Regional Prison	209	28		3		240
Invercargill Prison	59	5				64
Manawatu Prison	126	1		1	1	129
Mt Eden Corrections Facility	936	65		1	5	1007
Northland Region Corrections Facility	316	2				318
Otago Corrections Facility	89	9				98
Rimutaka Prison	293	21		1	5	320
Rolleston Prison	21	1				22
Spring Hill Corrections Facility	330	22			3	355
Tongariro Prison	42					42
Waikeria Prison	401	5		2		408
Whanganui Prison	149	11				160
Total	3941	216	1	8	22	4188

Notes:

COVID-19 Key Stats and Screening Outcomes

This section updates you on the Critical Health and Safety Risk (COVID-19) as at 11 June 2020.

COVID-19 Key Stats			
Metric		Total	± Since Last Reported
Staff	Self Isolation	74	-11
	Awaiting Testing	11	-8
	Negative Test	220	11
	Positive Test	3	0
Prisoner	Negative Screen	4255	314
	Awaiting Testing	6	-16
	Negative Test	244	28
	Positive Test	1	0

COVID-19 Prisoner Screening Outcomes						
	Negative Screen	Negative Test	Positive Swab Result	Refused	Awaiting Testing	Total
Arohata Prison	69	10				79
Auckland Prison	129					129
Auckland Region Women's Corrections Facility	289	33	1			323
Auckland South Corrections Facility	143	2				145
Christchurch Men's Prison	370	7				377
Christchurch Women's Prison	53	5				58
Hawkes Bay Regional Prison	227	30		3	2	262
Invercargill Prison	62	5				67
Manawatu Prison	142	2		1		145
Mt Eden Corrections Facility	1009	68		1	2	1080
Northland Region Corrections Facility	341	2				343
Otago Corrections Facility	94	9				103
Rimutaka Prison	307	28		1	2	338
Rolleston Prison	24	1				25
Spring Hill Corrections Facility	351	24				375
Tongariro Prison	48	1				49
Waikeria Prison	441	5		2		448
Whanganui Prison	156	12				168
Total	4255	244	1	8	6	4514

Notes:

COVID-19 Key Stats and Screening Outcomes

This section updates you on the Critical Health and Safety Risk (COVID-19) as at 25 June 2020.

COVID-19 Key Stats			
Metric		Total	± Since Last Reported
Staff	Self Isolation	77	3
	Awaiting Testing	9	-2
	Negative Test	232	12
	Positive Test	3	0
Prisoner	Negative Screen	4798	543
	Awaiting Testing	11	5
	Negative Test	291	47
	Positive Test	1	0

COVID-19 Prisoner Screening Outcomes						
	Negative Screen	Negative Test	Positive Swab Result	Refused	Awaiting Testing	Total
Arohata Prison	136					136
Auckland Prison	77	12				87
Auckland Region Women's Corrections Facility	360	39	1		4	387
Auckland South Corrections Facility	149	3				150
Christchurch Men's Prison	399	10				405
Christchurch Women's Prison	62	7				68
Hawkes Bay Regional Prison	268	35		3	1	296
Invercargill Prison	72	7				74
Manawatu Prison	160	2		1		162
Mt Eden Corrections Facility	1155	79		1	2	1212
Northland Region Corrections Facility	395	4				396
Otago Corrections Facility	105	12				112
Rimutaka Prison	337	34		1	2	367
Rolleston Prison	27	1			1	29
Spring Hill Corrections Facility	403	25				417
Tongariro Prison	53	3				54
Waikeria Prison	460	7		2		467
Whanganui Prison	185	11			1	193
Total	4798	291	1	8	11	5007

Notes:

COVID-19 Key Stats and Screening Outcomes

This section updates you on the Critical Health and Safety Risk (COVID-19) as at 8 July 2020.

COVID-19 Key Stats			
Metric		Total	± Since Last Reported
Staff	Self Isolation	77	0
	Awaiting Testing	12	3
	Negative Test	238	6
	Positive Test	3	0
Prisoner	Negative Screen	5255	457
	Awaiting Testing	17	6
	Negative Test	334	43
	Positive Test	1	0

COVID-19 Prisoner Screening Outcomes						
	Negative Screen	Negative Test	Positive Swab Result	Refused	Awaiting Testing	Total
Arohata Prison	157					157
Auckland Prison	87	14				99
Auckland Region Women's Corrections Facility	396	41	1		3	420
Auckland South Corrections Facility	162	4				163
Christchurch Men's Prison	437	10			1	444
Christchurch Women's Prison	67	7				73
Hawkes Bay Regional Prison	307	40		3	2	338
Invercargill Prison	80	7			1	83
Manawatu Prison	166	1		1		168
Mt Eden Corrections Facility	1256	83		1	2	1314
Northland Region Corrections Facility	434	6				437
Otago Corrections Facility	108	12			1	116
Rimutaka Prison	362	53		1	2	407
Rolleston Prison	32	1				33
Spring Hill Corrections Facility	441	26			1	456
Tongariro Prison	62	4				64
Waikeria Prison	508	14		2	2	520
Whanganui Prison	199	11			2	208
Total	5255	334	1	8	17	5494

Notes:

COVID-19 Key Stats and Screening Outcomes

This section updates you on the Critical Health and Safety Risk (COVID-19) as at 22 July 2020.

COVID-19 Key Stats			
Metric		Total	± Since Last Reported
Staff	Self Isolation	58	-19
	Awaiting Testing	6	-6
	Negative Test	245	7
	Positive Test	3	0
Prisoner	Negative Screen	5704	449
	Awaiting Testing	19	2
	Negative Test	281	-53
	Positive Test	1	0

COVID-19 Prisoner Screening Outcomes						
	Negative Screen	Negative Test	Positive Swab Result	Refused	Awaiting Testing	Total
Arohata Prison	167	1				168
Auckland Prison	92	12				104
Auckland Region Women's Corrections Facility	443	28	1		1	473
Auckland South Corrections Facility	186	2				188
Christchurch Men's Prison	444	8				452
Christchurch Women's Prison	75	6				81
Hawkes Bay Regional Prison	321	43		3	3	370
Invercargill Prison	88	5				93
Manawatu Prison	170	1		1		172
Mt Eden Corrections Facility	1413	63		1	6	1483
Northland Region Corrections Facility	460	3			1	464
Otago Corrections Facility	111	8				119
Rimutaka Prison	395	50		1	5	451
Rolleston Prison	34	1				35
Spring Hill Corrections Facility	469	28			2	499
Tongariro Prison	66	2				68
Waikeria Prison	558	10		2		570
Whanganui Prison	212	10			1	223
Total	5704	281	1	8	19	6013

Notes:

COVID-19 Key Stats and Screening Outcomes

This section updates you on the Critical Health and Safety Risk (COVID-19) as at 4 August 2020.

COVID-19 Key Stats			
Metric		Total	± Since Last Reported
Staff	Self Isolation	59	1
	Awaiting Testing	6	0
	Negative Test	247	2
	Positive Test	3	0
Prisoner	Negative Screen	7,657	1,953
	Awaiting Testing	11	-8
	Negative Test	374	93
	Positive Test	1	0

COVID-19 Prisoner Screening Outcomes						
	Negative Screen	Negative Test	Positive Swab Result	Refused	Awaiting Testing	Total
Auckland Prison	275	5				280
Arohata Prison	124	16				140
Auckland Region Women's Corrections Facility	710	47	1		1	759
Auckland South Corrections Facility	293	8				301
Christchurch Men's Prison	503	10				513
Christchurch Women's Prison	81	7				88
Hawkes Bay Regional Prison	421	44		3	1	469
Invercargill Prison	114	8				122
Manawatu Prison	221	3				224
Mt Eden Corrections Facility	1859	83		1	5	1948
Northland Region Corrections Facility	684	6				690
Otago Corrections Facility	144	14			1	159
Rimutaka Prison	547	60		1	1	609
Rolleston Prison	36	1				37
Spring Hill Corrections Facility	612	32			2	646
Tongariro Prison	88	5				93
Waikeria Prison	668	15		2		685
Whanganui Prison	277	10				287
Total	7,657	374	1	7	11	8,050

Notes:

Corrections Portfolio – Hōkai Rangi

This section updates you on areas of importance within the Corrections portfolio.


COVID-19 Response - Domestic visits

Following the recent move to COVID-19 Alert Level 3 in the Auckland region and Alert Level 2 for the rest of New Zealand, we temporarily suspended in-person visits to all prisons for the weekend of 15/16 August. This decision was not made lightly and was based on the need to prioritise the safety and wellbeing of the men and women we manage.

The visits that were planned for that weekend were planned and booked under Alert Level 1, when there was no requirement for physical distancing. Due to the change in Alert Levels we needed to ensure that physical distancing could be maintained. If visits had gone ahead, we would have had to significantly reduce visitor numbers to ensure that safe physical distancing could be maintained. This would have meant choosing only a small number of prisoners to have visits. In addition, we wanted to provide certainty to prisoners and visitors ahead of their travel to our sites.


As per Alert Level 2 guidelines, we have recommenced visits this week for prisons outside the Auckland region. The visits are being supported by the use of PPE and visitors will also be physically distanced.

Outside of Scope



Notes:

Outside of Scope



COVID-19 testing of staff

Staff in receiving offices in prisons do not receive routine COVID-19 tests. In line with the recommendations of the Ministry of Health in relation to testing, Corrections staff with COVID-19 symptoms encouraged to seek advice from their doctor or Healthline to determine whether they require a COVID-19 test. Staff who are offered a test are encouraged to take it. If Corrections staff are identified as close contacts of a confirmed case of COVID-19 they will be tested and remain in self-isolation for 14 days. Any staff who are offered a test are encouraged to take a test.

All our staff working in prison receiving offices who are working with new people coming into prison wear masks, gloves and goggles during their interactions. If someone is symptomatic on arrival or suspected/confirmed positive, staff also wear full gowns/aprons as well. The prisoner will then be isolated or quarantined and tested if a test has not already been taken.

We are using Thermal Cameras on entry to prison for all staff and visitors, and in receiving offices for prisoners. These arrangements were in place prior to the COVID-19 resurgence.

Social distancing Community Work for New Zealand (excluding Auckland Districts)

Corrections recommenced safe, socially distanced community work from 17 August 2020. No more than four people are permitted in a van at a time, and appropriate PPE must be worn during travel, while ensuring social distancing is in place throughout activities. Teams have been keen to get community work back and running, and we are conscious of the need to provide people with options to undertake their hours, with activities that are appropriate in an Alert Level 2 environment.

Notes:

COVID-19 Key Stats and Screening Outcomes

This section updates you on the Critical Health and Safety Risk (COVID-19) as at 19 August 2020.

COVID-19 Key Stats (18 March 2019 – 17 August 2020)			
Metric		Total ¹	± Since Last Reported
Staff	Self Isolation	50	5
	Awaiting Testing	38	4
	Negative Test	308	8
	Positive Test	3	0
Prisoner	Negative Screen	8,467	109
	Awaiting Testing	30	-5
	Negative Test	481	23
	Positive Test	1	0

COVID-19 Prisoner Screening Outcomes (18 March 2019 – 17 August 2020)						
	Negative Screen	Negative Test	Positive Swab Result	Refused	Awaiting Testing	Total
Auckland Prison	297	5	0	0	1	303
Arohata Prison	139	23	0	0	1	163
Auckland Region Women's Corrections Facility	800	56	1	0	6	863
Auckland South Corrections Facility	314	9	0	0	0	323
Christchurch Men's Prison	575	10	0	0	0	585
Christchurch Women's Prison	95	7	0	0	1	103
Hawkes Bay Regional Prison	456	46	0	3	2	507
Invercargill Prison	126	8	0	0	0	134
Manawatu Prison	231	4	0	0	2	237
Mt Eden Corrections Facility	2075	136	0	1	2	2214
Northland Region Corrections Facility	727	6	0	0	1	734
Otago Corrections Facility	161	18	0	0	3	182
Rimutaka Prison	579	68	0	1	1	649
Rolleston Prison	46	1	0	0	1	48
Spring Hill Corrections Facility	754	44	0	0	1	799
Tongariro Prison	96	5	0	0	0	101
Waikeria Prison	699	23	0	2	6	730
Whanganui Prison	297	12	0	1	2	312
Total	8,467	481	1	8	30	8,987


¹ COVID-19 reporting is now undertaken daily. The figures in the 'since last reported' column are calculated in comparison to the previous working days' statistics.

Notes:

Corrections Portfolio – Hōkai Rangi

This section updates you on areas of importance within the Corrections portfolio.

Outside of Scope



COVID-19: A two-tiered approach to prevention

Corrections is aware that our prison population is vulnerable to the COVID-19 pandemic, as many of the people we manage fall within a high-risk category. This includes Māori, Pasifika, older people, and individuals with chronic illnesses who are more vulnerable to COVID-19 infections and fatalities.

We are continually learning and adapting new approaches as COVID-19 Alert Levels change. This informs the preventative measures we take, always erring on the side of caution to ensure the prison population is well protected and managed. As a result, we have adopted a two-tiered approach to ensure the risk to people under our management is minimised, while still being reasonably practicable.

We have strengthened our screening and protocols for staff, visitors and the people under our management. Improved infection control practices and strict PPE guidance has been implemented. We have also tailored an evidence-based scoring tool that allows us to identify those within our prison population who are at a high-risk of severe infection. Prison health staff and Prison Directors have put plans in place to further shield and protect these high-risk individuals when a prison is operating at Alert Level 3 or 4.

Notes:

COVID-19 Key Stats and Screening Outcomes

This section updates you on the Critical Health and Safety Risk (COVID-19) as at 2 September 2020.

COVID-19 Key Stats (18- March 2019 - 2 September 2020)			
Metric		Total ¹	± Since Last Reported ¹
Staff	Self Isolation	48	-16
	Awaiting Testing	26	-8
	Negative Test	414	14
	Positive Test	3	0
Prisoner	Negative Screen	9,321	120
	Awaiting Testing	18	5
	Negative Test	576	17
	Positive Test	1	0

COVID-19 Prisoner Screening Outcomes (18 March 2019 – 2 September 2020)						
Prison	Negative Screen	Negative Test	Positive Swab Result	Refused	Awaiting Testing	Total
Auckland Prison	330	5	0	0	0	335
Arohata Prison	147	24	0	0	1	172
Auckland Region Women's Corrections Facility	861	67	1	0	1	930
Auckland South Corrections Facility	366	11	0	0	1	378
Christchurch Men's Prison	631	10	0	0		641
Christchurch Women's Prison	103	10	0	0	1	114
Hawkes Bay Regional Prison	496	52	0	3	1	552
Invercargill Prison	148	8	0	0	0	156
Manawatu Prison	246	7	0	0	3	256
Mt Eden Corrections Facility	2,239	166	0	1	4	2,410
Northland Region Corrections Facility	755	9	0	0	0	764
Otago Corrections Facility	184	22	0	0	0	206
Rimutaka Prison	663	72	0	2	3	740
Rolleston Prison	56	2	0	0	0	58
Spring Hill Corrections Facility	863	52	0	0	2	917
Tongariro Prison	93	4	0	0	0	97
Waikeria Prison	801	39	0	2	1	843
Whanganui Prison	339	16	0	1	0	356
Total	9,321	576	1	9	18	9,925

¹ COVID-19 reporting is now undertaken daily. The figures in the 'since last reported' column are calculated in comparison to the previous working days' statistics.

Notes:

COVID-19 Key Stats and Screening Outcomes

This section updates you on the Critical Health and Safety Risk (COVID-19) as at 16 September 2020.

COVID-19 Key Stats (18- March 2019 - 16 September 2020)			
Metric		Total ¹	± Since Last Reported ¹
Staff	Self-Isolation	68	29
	Awaiting Testing	18	2
	Negative Test	463	30
	Positive Test	3	0
Prisoner	Negative Screen	10,246	687
	Awaiting Testing	39	-4
	Negative Test	637	42
	Positive Test	1	0

COVID-19 Prisoner Screening Outcomes (18 March 2019 – 16 September 2020)						
Prison	Negative Screen	Negative Test	Positive Swab Result	Refused	Awaiting Testing	Total
Auckland Prison	370	6	0	0	0	376
Arohata Prison	159	24	0	0	0	183
Auckland Region Women's Corrections Facility	922	70	1	0	15	1,008
Auckland South Corrections Facility	404	13	0	0	0	417
Christchurch Men's Prison	677	11	0	0	0	688
Christchurch Women's Prison	109	13	0	0	1	123
Hawkes Bay Regional Prison	540	60	0	3	3	606
Invercargill Prison	165	8	0	0	0	173
Manawatu Prison	265	7	0	0	4	276
Mt Eden Corrections Facility	2,473	194	0	1	2	2,670
Northland Region Corrections Facility	828	12	0	0	0	840
Otago Corrections Facility	206	21	0	0	0	227
Rimutaka Prison	696	75	0	2	5	778
Rolleston Prison	55	3	0	0	1	59
Spring Hill Corrections Facility	987	57	0	0	2	1,046
Tongariro Prison	126	4	0	0	0	130
Waikeria Prison	914	43	0	3	6	966
Whanganui Prison	350	16	0	1	0	367
Total	10,246	637	1	10	39	10,933

¹ COVID-19 reporting is now undertaken daily. The figures in the 'since last reported' column are calculated in comparison to the previous working days' statistics.

Notes:

COVID-19 Key Stats and Screening Outcomes

This section updates you on the Critical Health and Safety Risk (COVID-19) as at 30 September 2020.

COVID-19 Key Stats (18- March 2019 - 30 September 2020)			
Metric		Total ¹	± Since Last Reported ¹
Staff	Self-Isolation	36	-28
	Awaiting Testing	5	-2
	Negative Test	494	12
	Positive Test	3	0
Prisoner	Negative Screen	11,124	422
	Awaiting Testing	30	-7
	Negative Test	675	19
	Positive Test	1	0

COVID-19 Prisoner Screening Outcomes (18 March 2019 – 30 September 2020)						
Prison	Negative Screen	Negative Test	Positive Swab Result	Refused	Awaiting Testing	Total
Auckland Prison	412	7	0	0	0	419
Arohata Prison	183	24	0	0	0	207
Auckland Region Women's Corrections Facility	1,022	72	1	0	6	1,101
Auckland South Corrections Facility	432	15	0	0	0	447
Christchurch Men's Prison	730	15	0	0	1	746
Christchurch Women's Prison	118	13	0	0	0	131
Hawkes Bay Regional Prison	589	58	0	3	5	655
Invercargill Prison	184	9	0	0	0	193
Manawatu Prison	294	9	0	0	0	303
Mt Eden Corrections Facility	2,720	209	0	1	6	2,936
Northland Region Corrections Facility	894	12	0	0	1	907
Otago Corrections Facility	207	20	0	0	0	227
Rimutaka Prison	735	83	0	1	7	826
Rolleston Prison	56	3	0	0	0	59
Spring Hill Corrections Facility	1,059	58	0	0	0	1,117
Tongariro Prison	131	4	0	0	0	135
Waikeria Prison	979	49	0	3	2	1,033
Whanganui Prison	379	15	0	1	2	397
Total	11,124	675	1	9	30	11,839

¹ COVID-19 reporting is now undertaken daily. The figures in the 'since last reported' column are calculated in comparison to the previous working days' statistics.

Notes:

COVID-19 Key Stats and Screening Outcomes

This section updates you on the Critical Health and Safety Risk (COVID-19) as at 14 October 2020.

COVID-19 Key Stats (18- March 2019 – 14 October 2020)			
Metric		Total ¹	± Since Last Reported ¹
Staff	Self-Isolation	39	0
	Awaiting Testing	5	-1
	Negative Test	512	4
	Positive Test	3	0
Prisoner	Negative Screen	11,780	226
	Awaiting Testing	40	11
	Negative Test	853	103
	Positive Test	1	0

COVID-19 Prisoner Screening Outcomes (18 March 2019 – 14 October 2020)						
Prison	Negative Screen	Negative Test	Positive Swab Result	Refused	Awaiting Testing	Total
Auckland Prison	445	8	0	0	0	453
Arohata Prison	193	32	0	2	1	228
Auckland Region Women's Corrections Facility	1,071	133	1	0	0	1,205
Auckland South Corrections Facility	470	15	0	0	12	497
Christchurch Men's Prison	773	15	0	0	1	789
Christchurch Women's Prison	124	13	0	0	1	138
Hawkes Bay Regional Prison	616	75	0	3	1	695
Invercargill Prison	193	9	0	0	2	204
Manawatu Prison	314	22	0	0	2	338
Mt Eden Corrections Facility	2,975	235	0	2	2	3,214
Northland Region Corrections Facility	916	12	0	0	0	928
Otago Corrections Facility	216	21	0	1	1	239
Rimutaka Prison	750	118	0	1	2	871
Rolleston Prison	61	3	0	0	1	65
Spring Hill Corrections Facility	1,096	56	0	0	3	1,155
Tongariro Prison	137	4	0	0	2	143
Waikeria Prison	1,039	49	0	3	9	1,100
Whanganui Prison	391	33	0	1	0	425
Total	11,780	853	1	13	40	12,687

¹ COVID-19 reporting is now undertaken daily. The figures in the 'since last reported' column are calculated in comparison to the previous working days' statistics.

Notes:

COVID-19 Key Stats and Screening Outcomes

This section updates you on the Critical Health and Safety Risk (COVID-19) as at 28 October 2020.

COVID-19 Key Stats (18- March 2019 – 28 October 2020)			
Metric		Total ¹	± Since Last Reported ¹
Staff	Self-Isolation	15	0
	Awaiting Testing	10	3
	Negative Test	515	0
	Positive Test	3	0
Prisoner	Negative Screen	12,882	466
	Awaiting Testing	45	0
	Negative Test	908	36
	Positive Test	1	0

COVID-19 Prisoner Screening Outcomes (18 March 2019 – 28 October 2020)						
Prison	Negative Screen	Negative Test	Positive Swab Result	Refused	Awaiting Testing	Total
Auckland Prison	483	8	0	0	1	492
Arohata Prison	200	33	0	0	1	234
Auckland Region Women's Corrections Facility	1,147	138	1	0	13	1,299
Auckland South Corrections Facility	560	17	0	0	5	582
Christchurch Men's Prison	842	16	0	0	0	858
Christchurch Women's Prison	143	17	0	0	1	161
Hawkes Bay Regional Prison	683	73	0	2	4	762
Invercargill Prison	205	8	0	1	0	214
Manawatu Prison	344	26	0	1	0	371
Mt Eden Corrections Facility	3,284	257	0	1	4	3,546
Northland Region Corrections Facility	957	13	0	0	1	971
Otago Corrections Facility	240	23	0	0	4	267
Rimutaka Prison	827	127	0	1	1	956
Rolleston Prison	64	3	0	0	1	68
Spring Hill Corrections Facility	1,164	60	0	0	3	1,227
Tongariro Prison	159	4	0	0	0	163
Waikeria Prison	1,160	51	0	3	6	1,220
Whanganui Prison	420	34	0	1	0	455
Total	12,882	908	1	10	45	13,846

¹ COVID-19 reporting is now undertaken daily. The figures in the 'since last reported' column are calculated in comparison to the previous working days' statistics.

Notes:

COVID-19 Key Stats and Screening Outcomes

This section updates you on the Critical Health and Safety Risk (COVID-19) as at 11 November 2020.

COVID-19 Key Stats (18- March 2019 – 11 November 2020)			
Metric		Total ¹	± Since Last Reported ¹
Staff	Self-Isolation	22	6
	Awaiting Testing	13	4
	Negative Test	520	5
	Positive Test	3	0
Prisoner	Negative Screen	13,503	388
	Awaiting Testing	31	21
	Negative Test	944	-41
	Positive Test	1	0

COVID-19 Prisoner Screening Outcomes (18 March 2019 – 11 November 2020)						
Prison	Negative Screen	Negative Test	Positive Swab Result	Refused	Awaiting Testing	Total
Auckland Prison	497	11	0	1	1	510
Arohata Prison	209	34	0	0	0	243
Auckland Region Women's Corrections Facility	1,202	138	1	0	1	1,342
Auckland South Corrections Facility	625	19	0	0	1	645
Christchurch Men's Prison	888	15	0	0	0	903
Christchurch Women's Prison	149	17	0	0	0	166
Hawkes Bay Regional Prison	732	76	0	2	2	812
Invercargill Prison	219	8	0	1	0	228
Manawatu Prison	348	28	0	1	0	377
Mt Eden Corrections Facility	3,431	275	0	1	11	3,718
Northland Region Corrections Facility	979	12	0	0	1	992
Otago Corrections Facility	244	25	0	0	2	271
Rimutaka Prison	853	128	0	1	1	983
Rolleston Prison	71	2	0	0	1	74
Spring Hill Corrections Facility	1,218	60	0	0	3	1,281
Tongariro Prison	158	4	0	0	0	162
Waikeria Prison	1,233	55	0	3	7	1,298
Whanganui Prison	447	37	0	1		485
Total	13,503	944	1	11	31	14,490

¹ COVID-19 reporting is now undertaken daily. The figures in the 'since last reported' column are calculated in comparison to the previous working days' statistics.

Notes:

COVID-19 Key Stats and Screening Outcomes

This section updates you on the Critical Health and Safety Risk (COVID-19) as at 25 November 2020.

COVID-19 Key Stats (18- March 2019 – 25 November 2020)			
Metric		Total ¹	± Since Last Reported ¹
Staff	Self-Isolation	28	1
	Awaiting Testing	21	3
	Negative Test	525	2
	Positive Test	3	0
Prisoner	Negative Screen	14,341	444
	Awaiting Testing	39	-9
	Negative Test	992	11
	Positive Test	1	0

COVID-19 Prisoner Screening Outcomes (18 March 2019 – 25 November 2020)						
Prison	Negative Screen	Negative Test	Positive Swab Result	Refused	Awaiting Testing	Total
Auckland Prison	485	8	0	1	2	496
Arohata Prison	226	35	0	0	1	262
Auckland Region Women's Corrections Facility	1,270	138	1	0	1	1,410
Auckland South Corrections Facility	677	24	0	0	1	702
Christchurch Men's Prison	951	17	0	0	1	969
Christchurch Women's Prison	156	18	0	0	2	176
Hawkes Bay Regional Prison	763	78	0	2	0	843
Invercargill Prison	225	11	0	1	0	237
Manawatu Prison	375	28	0	1	0	404
Mt Eden Corrections Facility	3,697	311	0	1	8	4,017
Northland Region Corrections Facility	1,048	13	0	0	3	1,064
Otago Corrections Facility	254	24	0	0	4	282
Rimutaka Prison	924	128	0	1	3	1,056
Rolleston Prison	84	2	0	0	1	87
Spring Hill Corrections Facility	1,277	57	0	0	5	1,339
Tongariro Prison	157	3	0	0	0	160
Waikeria Prison	1,320	57	0	3	7	1,387
Whanganui Prison	452	40	0	0	0	492
Total	14,341	992	1	10	39	15,383

¹ COVID-19 reporting is now undertaken daily. The figures in the 'since last reported' column are calculated in comparison to the previous working days' statistics.

Notes:

COVID-19 Key Stats and Screening Outcomes

This section updates you on the Critical Health and Safety Risk (COVID-19) as at 9 December 2020.

COVID-19 Key Stats (18- March 2020 – 9 December 2020)			
Metric		Total ¹	± Since Last Reported ¹
Staff	Self-Isolation	27	-4
	Awaiting Testing	21	-2
	Negative Test	541	11
	Positive Test	3	0
Prisoner	Negative Screen	15,149	808
	Awaiting Testing	57	18
	Negative Test	1,034	42
	Positive Test	1	0

COVID-19 Prisoner Screening Outcomes (18 March 2020 – 9 December 2020)						
Prison	Negative Screen	Negative Test	Positive Swab Result	Refused	Awaiting Testing	Total
Auckland Prison	496	9	0	1	2	508
Arohata Prison	243	37	0	0	0	280
Auckland Region Women's Corrections Facility	1,335	140	1	0	2	1,478
Auckland South Corrections Facility	727	24	0	0	1	752
Christchurch Men's Prison	1,009	18	0	0	1	1,028
Christchurch Women's Prison	166	18	0	0	2	186
Hawke's Bay Regional Prison	811	80	0	2	0	893
Invercargill Prison	261	16	0	1	5	283
Manawatu Prison	384	29	0	1	0	414
Mt Eden Corrections Facility	3,912	316	0	1	12	4,241
Northland Region Corrections Facility	1,095	13	0	0	3	1,111
Otago Corrections Facility	263	30	0	0	6	299
Rimutaka Prison	970	135	0	1	3	1,109
Rolleston Prison	84	2	0	0	1	87
Spring Hill Corrections Facility	1,346	63	0	0	5	1,414
Tongariro Prison	177	4	0	0	0	181
Waikeria Prison	1,394	60	0	3	14	1,471
Whanganui Prison	476	40	0	1	0	517
Total	15,149	1,034	1	11	57	16,252

¹ COVID-19 reporting is now undertaken daily. The figures in the 'since last reported' column are calculated in comparison to the previous working days' statistics.

COVID-19 Key Statistics and Screening Outcomes

This section updates you on the Critical Health and Safety Risk (COVID-19) as at 26 January 2021. Note, these figures are reliant on information input by staff into a centralised health and safety tracker.

COVID-19 Key Statistics (18 March 2020 – 26 January 2021)			
Metric		Total	± Since Last Reported ¹
Staff	Self-Isolation	7	-23
	Awaiting Testing	3	-19
	Negative Test	577	34
	Positive Test	3	0
Prisoner	Negative Screen	17,224	344
	Awaiting Testing	6	-6
	Negative Test	1,116	13
	Positive Test	1	0


COVID-19 Prisoner Screening Outcomes (18 March 2020 – 26 January 2021)						
Prison	Negative Screen	Negative Test	Positive Swab Result	Refused	Awaiting Testing	Total
Auckland Prison	614	14	0	1	1	630
Arohata Prison	279	45	0	0	0	324
Auckland Region Women's Corrections Facility	1,489	150	1	0	2	1,642
Auckland South Corrections Facility	875	27	0	0	0	902
Christchurch Men's Prison	1,139	18	0	0	0	1,157
Christchurch Women's Prison	200	23	0	0	0	223
Hawkes Bay Regional Prison	956	85	0	3	0	1,044
Invercargill Prison	221	17	0	1	0	239
Manawatu Prison	403	29	0	1	0	433
Mt Eden Corrections Facility	4,390	332	0	1	1	4,724
Northland Region Corrections Facility	1,171	13	0	0	1	1,185
Otago Corrections Facility	314	31	0	1	0	346
Rimutaka Prison	1,092	150	0	8	0	1,250
Rolleston Prison	99	2	0	0	0	101
Spring Hill Corrections Facility	1,657	65	0	0	0	1,722
Tongariro Prison	208	4	0	0	0	212
Waikeria Prison	1,465	62	0	3	1	1,531
Whanganui Prison	540	42	0	1	0	583
Total	17,112	1,109	1	20	6	18,248

¹ Figures are in comparison to the previous weeks data.

Corrections Portfolio – Hōkai Rangi

This section updates you on areas of importance within the Corrections portfolio.

Outside of Scope




Managing COVID-19 risks relating to returning offenders isolating in prison

Since border controls have been in place, four people have returned to New Zealand and completed isolation at Mt Eden Corrections Facility, rather than a Managed Isolation and Quarantine Facility, due to outstanding Police matters. One person was subject to a Returning Offender Order and three were subject to extradition. These four individuals were isolated from other prisoners and tested for COVID-19, in line with the Ministry of Health and Auckland Regional Public Health guidelines.

In accordance with clause 13(1)(f) of the COVID-19 Public Health Response (Isolation and Quarantine) Order 2020, the New Zealand Police and Corrections are permitted to provide alternative isolation for the purpose of detention. Corrections has developed comprehensive, documented operating procedures for screening, isolating and testing people entering prisons in this way.

Dr Ashley Bloomfield, the Director-General of Health has expressed interest in ensuring Corrections has robust processes in place in these circumstances. On 2 February 2021, Ministry of Health officials advised the Director-General of Health that with their support, Corrections has agreed to undertake a review of its COVID-19 protocols in prisons, including the management of people who have returned from overseas and are isolating in prison. The Ministry of Health will confirm this approach in written correspondence to Corrections' Chief Medical Adviser, Dr Damian Tomic. We are not aware of the timeframes for the review at this stage, but will update you on its progress.

Outside of Scope



COVID-19 Key Statistics and Screening Outcomes

This section updates you on the Critical Health and Safety Risk (COVID-19) as at 9 February 2021. Note, these figures are reliant on information input by staff into a centralised health and safety tracker.

COVID-19 Key Statistics (18 March 2020 – 9 February 2021)			
Metric		Total	± Since Last Reported
Staff	Self-Isolation	5	-3
	Awaiting Testing	2	-1
	Negative Test	582	2
	Positive Test	3	0
Prisoner	Negative Screen	17,855	276
	Awaiting Testing	9	-8
	Negative Test	1,151	24
	Positive Test	1	0

COVID-19 Prisoner Screening Outcomes (18 March 2020 – 9 February 2021)						
Prison	Negative Screen	Negative Test	Positive Swab Result	Refused	Awaiting Testing	Total
Auckland Prison	625	14	0	1	1	641
Arohata Prison	295	46	0	0	0	341
Auckland Region Women's Corrections Facility	1,537	158	1	0	2	1,698
Auckland South Corrections Facility	904	28	0	0	0	932
Christchurch Men's Prison	1,187	18	0	0	1	1,206
Christchurch Women's Prison	211	25	0	0	0	236
Hawke's Bay Regional Prison	997	86	0	3	0	1,086
Invercargill Prison	232	17	0	1	0	250
Manawatu Prison	414	29	0	1	0	444
Mt Eden Corrections Facility	4,568	344	0	1	1	4,914
Northland Region Corrections Facility	1,208	15	0	0	0	1,223
Otago Corrections Facility	329	35	0	1	1	366
Rimutaka Prison	1,130	156	0	8	3	1,297
Rolleston Prison	101	2	0	0	0	103
Spring Hill Corrections Facility	1,755	65	0	0	0	1,820
Tongariro Prison	215	4	0	0	0	219
Waikeria Prison	1,468	60	0	3	0	1,531
Whanganui Prison	566	42	0	1	0	609
Total	17,742	1,144	1	20	9	18,916

Corrections Portfolio – Hōkai Rangi

This section updates you on areas of importance within the Corrections portfolio.

Significant improvements to COVID-19 vulnerability reporting

During the beginning of the COVID-19 pandemic, Corrections was able to identify people in prison who were most vulnerable to COVID-19. However, this required labour intensive reporting processes when re-assessing their COVID-19 vulnerability status. It took several people up to two weeks to ensure an individual's vulnerability assessment status was up to date, which required staff to review a manual chart of all people in prison.

As a result, Corrections created a vulnerability algorithm, which was implemented in May 2020, during the first COVID-19 lockdown. It reduced the time for COVID-19 vulnerability scoring from up to two weeks, to eight hours.

In the week of 15 February 2021, with the re-emergence of COVID-19 in the community, the team developed a more streamlined vulnerability reporting process that takes only two hours to perform, and includes additional data quality checks. On 22 February 2021, the streamlined process was put into place, and delivered a report to each prison across the country.

The improved turnaround time allows prisons to be notified faster of the people in prison who are most vulnerable. This enables each prison to promptly isolate these individuals in the event of another lockdown.

Outside of Scope

[Redacted]

[Redacted]

[Redacted]

[Redacted]

[Redacted]

[Redacted]

COVID-19 Key Statistics and Screening Outcomes

This section updates you on the Critical Health and Safety Risk (COVID-19) as at 24 February 2021. Note, these figures are reliant on information input by staff into a centralised health and safety tracker.

COVID-19 Key Statistics (18 March 2020 – 24 February 2021)			
Metric		Total	± Since Last Reported
Staff	Self-Isolation	42	11
	Awaiting Testing	12	-4
	Negative Test	627	41
	Positive Test	3	0
Prisoner	Negative Screen	18,591	42
	Awaiting Testing	6	2
	Negative Test	1,173	2
	Positive Test	1	0

COVID-19 Prisoner Screening Outcomes (18 March 2020 – 24 February 2021)						
Prison	Negative Screen	Negative Test	Positive Swab Result	Refused	Awaiting Testing	Total
Auckland Prison	668	15	0	1	0	684
Arohata Prison	308	47	0	0	0	355
Auckland Region Women's Corrections Facility	1,577	158	1	0	0	1,736
Auckland South Corrections Facility	929	28	0	0	0	957
Christchurch Men's Prison	1,247	18	0	0	0	1,265
Christchurch Women's Prison	217	25	0	0	0	242
Hawke's Bay Regional Prison	1,035	88	0	3	0	1,126
Invercargill Prison	239	17	0	1	0	257
Manawatu Prison	426	31	0	1	0	458
Mt Eden Corrections Facility	4,755	346	0	1	2	5,104
Northland Region Corrections Facility	1,237	16	0	0	0	1,253
Otago Corrections Facility	345	39	0	1	0	385
Rimutaka Prison	1,179	157	0	8	1	1,345
Rolleston Prison	103	5	0	0	0	108
Spring Hill Corrections Facility	1,868	65	0	0	0	1,933
Tongariro Prison	229	4	0	0	0	233
Waikeria Prison	1,524	60	0	3	0	1,587
Whanganui Prison	591	47	0	2	3	643
Total	18,477	1,166	1	21	6	19,671

COVID-19 Key Statistics and Screening Outcomes

This section updates you on the Critical Health and Safety Risk (COVID-19) as at 8 March 2021. Note, these figures are reliant on information input by staff into a centralised health and safety tracker.

COVID-19 Key Statistics (18 March 2020 – 8 March 2021)			
Metric		Total	± Since Last Reported
Staff	Self-Isolation	49	-16
	Awaiting Testing	21	-11
	Negative Test	683	41
	Positive Test	3	0
Prisoner	Negative Screen	19,308	19,054
	Awaiting Testing	10	9
	Negative Test	1,224	1,200
	Positive Test	1	1

COVID-19 Prisoner Screening Outcomes (18 March 2020 – 8 March 2021)						
Prison	Negative Screen	Negative Test	Positive Swab Result	Refused	Awaiting Testing	Total
Auckland Prison	693	15	0	1	0	709
Arohata Prison	323	50	0	0	1	374
Auckland Region Women's Corrections Facility	1,620	159	1	0	0	1,780
Auckland South Corrections Facility	971	28	0	0	0	999
Christchurch Men's Prison	1,307	19	0	0	0	1,326
Christchurch Women's Prison	227	25	0	0	1	253
Hawke's Bay Regional Prison	1,076	93	0	3	2	1,174
Invercargill Prison	249	20	0	1	0	270
Manawatu Prison	442	31	0	1	0	474
Mt Eden Corrections Facility	4,948	363	0	1	0	5,312
Northland Region Corrections Facility	1,285	16	0	0	0	1,301
Otago Corrections Facility	361	44	0	1	1	407
Rimutaka Prison	1,222	168	0	8	2	1,400
Rolleston Prison	104	5	0	0	0	109
Spring Hill Corrections Facility	1,969	66	0	0	1	2,036
Tongariro Prison	232	4	0	0	0	236
Waikeria Prison	1,557	62	0	3	0	1,622
Whanganui Prison	609	49	0	2	2	662
Total	19,195	1,217	1	21	10	20,444

COVID-19 Key Statistics and Screening Outcomes

This section updates you on the Critical Health and Safety Risk (COVID-19) as at 22 March 2021. Note, these figures are reliant on information input by staff into a centralised health and safety tracker.

COVID-19 Key Statistics (18 March 2020 – 22 March 2021)			
Metric		Total	± Since Last Reported
Staff	Self-Isolation	55	-10
	Awaiting Testing	22	-10
	Negative Test	717	75
	Positive Test	3	0
Prisoner	Negative Screen	19,752	308
	Awaiting Testing	12	-2
	Negative Test	1,242	11
	Positive Test	1	0

COVID-19 Prisoner Screening Outcomes (18 March 2020 – 22 March 2021)						
Prison	Negative Screen	Negative Test	Positive Swab Result	Refused	Awaiting Testing	Total
Auckland Prison	699	15	0	1	0	715
Arohata Prison	338	51	0	0	0	389
Auckland Region Women's Corrections Facility	1,662	158	1	0	0	1,821
Auckland South Corrections Facility	970	28	0	0	0	998
Christchurch Men's Prison	1,,346	22	0	2	0	1,370
Christchurch Women's Prison	228	26	0	0	0	254
Hawke's Bay Regional Prison	1099	95	0	3	1	1,198
Invercargill Prison	257	18	0	1	0	276
Manawatu Prison	445	31	0	1	0	477
Mt Eden Corrections Facility	5,067	367	0	1	7	5,442
Northland Region Corrections Facility	1,298	18	0	0	0	1,316
Otago Corrections Facility	383	45	0	2	0	430
Rimutaka Prison	1,257	175	0	9	1	1,442
Rolleston Prison	106	6	0	0	0	112
Spring Hill Corrections Facility	2,024	67	0	0	0	2,091
Tongariro Prison	240	4	0	0	0	244
Waikeria Prison	1,588	60	0	3	0	1,651
Whanganui Prison	630	49	0	2	3	684
Total	19,637	1,235	1	25	12	20,910

COVID-19 Key Statistics and Screening Outcomes

This section updates you on the Critical Health and Safety Risk (COVID-19) as at 6 April 2021. Note, these figures are reliant on information input by staff into a centralised health and safety tracker.

COVID-19 Key Statistics (18 March 2020 – 6 April 2021)			
Metric		Total	± Since Last Reported
Staff	Self-Isolation	58	6
	Awaiting Testing	20	3
	Negative Test	730	6
	Positive Test	3	0
Prisoner	Negative Screen	20,386	332
	Awaiting Testing	13	10
	Negative Test	1,260	9
	Positive Test	1	0

COVID-19 Prisoner Screening Outcomes (18 March 2020 – 6 April 2021)						
Prison	Negative Screen	Negative Test	Positive Swab Result	Refused	Awaiting Testing	Total
Auckland Prison	722	17	0	1	0	740
Arohata Prison	344	51	0	1	0	396
Auckland Region Women's Corrections Facility	1,708	159	1	0	0	1,868
Auckland South Corrections Facility	997	28	0	0	0	1,025
Christchurch Men's Prison	1,387	22	0	2	0	1,411
Christchurch Women's Prison	235	27	0	0	0	262
Hawke's Bay Regional Prison	1,151	95	0	3	1	1,250
Invercargill Prison	267	18	0	1	0	286
Manawatu Prison	459	32	0	1	0	492
Mt Eden Corrections Facility	5,272	380	0	1	8	5,661
Northland Region Corrections Facility	1,347	18	0	0	1	1,366
Otago Corrections Facility	389	44	0	2	0	435
Rimutaka Prison	1,292	177	0	9	2	1,480
Rolleston Prison	108	5	0	1	0	114
Spring Hill Corrections Facility	2,075	67	0	0	0	2,142
Tongariro Prison	251	4	0	0	0	255
Waikeria Prison	1,634	60	0	3	0	1,697
Whanganui Prison	632	49	0	2	1	684
Total	20,270	1,253	1	27	13	21,564

COVID-19 Key Statistics and Screening Outcomes

This section updates you on the Critical Health and Safety Risk (COVID-19) as at 19 April 2021. Note, these figures are reliant on information input by staff into a centralised health and safety tracker.

COVID-19 Key Statistics (18 March 2020 – 19 April 2021)			
Metric		Total	± Since Last Reported
Staff	Self-Isolation	65	7
	Awaiting Testing	25	5
	Negative Test	735	5
	Positive Test	3	0
Prisoner	Negative Screen	20,944	320
	Awaiting Testing	8	-9
	Negative Test	1,287	13
	Positive Test	1	0

COVID-19 Prisoner Screening Outcomes (18 March 2020 – 19 April 2021)						
Prison	Negative Screen	Negative Test	Positive Swab Result	Refused	Awaiting Testing	Total
Auckland Prison	742	17	0	1	0	760
Arohata Prison	355	53	0	1	0	409
Auckland Region Women's Corrections Facility	1,756	160	1	1	0	1,918
Auckland South Corrections Facility	1,035	29	0	0	0	1,064
Christchurch Men's Prison	1,436	22	0	2	0	1,460
Christchurch Women's Prison	244	28	0	0	1	273
Hawke's Bay Regional Prison	1,178	97	0	3	1	1,279
Invercargill Prison	275	18	0	1	0	294
Manawatu Prison	468	33	0	1	0	502
Mt Eden Corrections Facility	5,390	394	0	2	2	5,788
Northland Region Corrections Facility	1,378	19	0	0	1	1,398
Otago Corrections Facility	394	43	0	2	1	440
Rimutaka Prison	1,341	180	0	11	1	1,533
Rolleston Prison	111	7	0	1	0	119
Spring Hill Corrections Facility	2,163	68	0	0	0	2,231
Tongariro Prison	259	4	0	0	0	263
Waikeria Prison	1,656	60	0	3	0	1,719
Whanganui Prison	648	48	0	2	1	699
Total	20,829	1,280	1	31	8	22,149

Corrections Portfolio – Hōkai Rangi

This section updates you on areas of importance within the Corrections portfolio.

Outside of Scope

[Redacted content]

[Redacted content]

COVID-19 Vaccine Update

Update on staff vaccination

Corrections has reached a milestone with our first staff COVID-19 vaccinations at several prisons. Auckland South Corrections Facility, Auckland Region Women’s Corrections Facility, Whanganui Prison, and Christchurch Men’s Prison started vaccination roll out to staff this week. This is the result of extensive collaboration between staff across Corrections. We also worked with the Ministry of Health and the Public Service Commission to ensure overall alignment with the Government’s approach. We have proactively communicated benefits of vaccinations to staff, including messages around vaccine safety and effectiveness. Information and resources from the Ministry of Health have been provided to staff.

We expect staff at all prisons to have the opportunity to receive their first injection on-site by mid-June 2021. Corrections is working with two providers, Vitality Works and Medpro, to administer vaccines to prison-based staff. At Whanganui Prison, the local District Health Board will administer the vaccine to staff. Corrections has secured sufficient storage and equipment to enable a successful roll out. Prisons have also developed contingency plans to manage any excess or leftover vaccine, which includes offering additional opportunities for people to be vaccinated who previously declined.

Staff vaccine status disclosure

At this stage, Corrections will not ask any staff to disclose whether they have been vaccinated. However, in future, particular roles may undertake specific work where being vaccinated will form an important part of managing the risks of COVID-19. This may be the case at the higher Alert Levels, where the risks are more significant. We will undertake a risk assessment with union partners to identify if any work we do falls into a higher risk category at different Alert Levels. This risk assessment may indicate that we need to know the vaccination status of some staff in future.

Update on prisoner vaccination

Vaccine planning for people in prison is well advanced at all sites. Due to the Government’s identification of Counties Manukau as a high-risk area, prisoners at Auckland South Corrections Facility and Auckland Region Women’s Corrections Facility will be offered the vaccine in late May 2021. This will take place after staff at both sites have been given the opportunity to be vaccinated. Prisoner vaccinations at other sites will start from June 2021 onwards. Corrections’ approach for each site is to deliver vaccinations to staff first, followed by people in prison afterwards. This aligns with the Government’s sequencing framework, as outlined in B4117 - Aide Memoire: COVID-19 vaccine sequencing framework. Prisoner vaccinations will be administered by Corrections’ own clinical staff.

A communications approach to encourage vaccine uptake by people in prison is underway. This is taking the form of easy-to-read and translated materials, videos from the Ministry of Health on Prison TV, conversations with Custodial and Health staff, and accessible information on kiosks.

COVID-19 Key Statistics and Screening Outcomes

This section updates you on the Critical Health and Safety Risk (COVID-19) as at 3 May 2021. Note, these figures are reliant on information input by staff into a centralised health and safety tracker.

COVID-19 Key Statistics (18 March 2020 – 3 May 2021)			
Metric		Total	± Since Last Reported
Staff	Self-Isolation	70	2
	Awaiting Testing	27	0
	Negative Test	740	4
	Positive Test	3	0
Prisoner	Negative Screen	21,567	240
	Awaiting Testing	15	5
	Negative Test	1,307	5
	Positive Test	1	0

COVID-19 Prisoner Screening Outcomes (18 March 2020 – 3 May 2021)						
Prison	Negative Screen	Negative Test	Positive Swab Result	Refused	Awaiting Testing	Total
Auckland Prison	779	17	0	1	0	797
Arohata Prison	379	53	0	2	0	434
Auckland Region Women's Corrections Facility	1,794	162	1	1	1	1,959
Auckland South Corrections Facility	1,067	29	0	0	3	1,099
Christchurch Men's Prison	1,470	22	0	2	0	1,494
Christchurch Women's Prison	250	30	0	0	0	280
Hawke's Bay Regional Prison	1,203	96	0	3	1	1,303
Invercargill Prison	278	18	0	1	0	297
Manawatu Prison	475	33	0	2	0	510
Mt Eden Corrections Facility	5,592	399	0	2	5	5,998
Northland Region Corrections Facility	1,403	18	0	0	1	1,422
Otago Corrections Facility	405	44	0	2	0	451
Rimutaka Prison	1,394	191	0	17	2	1,604
Rolleston Prison	112	7	0	1	0	120
Spring Hill Corrections Facility	2,237	68	0	0	0	2,305
Tongariro Prison	267	4	0	0	0	271
Waikeria Prison	1,680	60	0	3	0	1,743
Whanganui Prison	665	49	0	2	2	718
Total	21,450	1,300	1	39	15	22,805

COVID-19 Key Statistics and Screening Outcomes

This section updates you on the Critical Health and Safety Risk (COVID-19) as at 17 May 2021. Note, these figures are reliant on information input by staff into a centralised health and safety tracker.

COVID-19 Key Statistics (18 March 2020 – 17 May 2021)			
Metric		Total	± Since Last Reported
Staff	Self-Isolation	71	4
	Awaiting Testing	27	1
	Negative Test	752	3
	Positive Test	3	0
Prisoner	Negative Screen	22,211	355
	Awaiting Testing	5	-7
	Negative Test	1,329	9
	Positive Test	1	0

COVID-19 Prisoner Screening Outcomes (18 March 2020 – 17 May 2021)						
Prison	Negative Screen	Negative Test	Positive Swab Result	Refused	Awaiting Testing	Total
Auckland Prison	801	17	0	1	0	819
Arohata Prison	404	55	0	2	0	461
Auckland Region Women's Corrections Facility	1,834	169	1	2	0	2,006
Auckland South Corrections Facility	1,091	32	0	0	1	1,124
Christchurch Men's Prison	1,525	22	0	2	0	1,549
Christchurch Women's Prison	259	30	0	0	0	289
Hawke's Bay Regional Prison	1,244	96	0	3	1	1,344
Invercargill Prison	280	18	0	1	0	299
Manawatu Prison	486	33	0	2	0	521
Mt Eden Corrections Facility	5,760	405	0	2	1	6,168
Northland Region Corrections Facility	1,426	18	0	0	1	1,445
Otago Corrections Facility	418	44	0	2	0	464
Rimutaka Prison	1,436	193	0	21	0	1,650
Rolleston Prison	112	7	0	1	0	120
Spring Hill Corrections Facility	2,317	69	0	0	0	2,386
Tongariro Prison	273	4	0	0	0	277
Waikeria Prison	1,740	60	0	3	0	1,803
Whanganui Prison	688	50	0	2	1	741
Total	22,094	1,322	1	44	5	23,466

COVID-19 Dose One Vaccinations (4 May 2021 - 20 May 2021)		
Prison	Staff	Prisoner
Auckland Women's Prison	350	0
Auckland South Corrections Facility	242	399
Auckland Men's Prison	238	0
Mt Eden Corrections Facility	414	0
Northland Region Corrections Facility	0	0
Waikeria Prison	85	0
Springhill Corrections Facility	180	0
Tongariro Prison	0	0
Whanganui Prison	173	78
Hawke's Bay Regional Prison	0	0
Manawatu Prison	137	2
Arohata Prison	102	4
Rimutaka Prison	416	0
Invercargill Prison	0	0
Otago Corrections Facility	0	0
Christchurch Men's Prison	473	0
Christchurch Women's Prison	67	0
Rolleston Prison	95	0
Total	2,972	483

Note: The figures above only represent staff who have received their vaccination on site.

COVID-19 Key Statistics and Screening Outcomes

This section updates you on the Critical Health and Safety Risk (COVID-19) as at 31 May 2021. Note, these figures are reliant on information input by staff into a centralised health and safety tracker.

COVID-19 Key Statistics (18 March 2020 – 31 May 2021)			
Metric		Total	± Since Last Reported
Staff	Self-Isolation	27	-3
	Awaiting Testing	12	-2
	Negative Test	774	5
	Positive Test	3	0
Prisoner	Negative Screen	22,764	323
	Awaiting Testing	4	-3
	Negative Test	1,346	9
	Positive Test	1	0

COVID-19 Prisoner Screening Outcomes (18 March 2020 – 31 May 2021)						
Prison	Negative Screen	Negative Test	Positive Swab Result	Refused	Awaiting Testing	Total
Auckland Prison	833	19	0	1	0	853
Arohata Prison	410	57	0	2	0	469
Auckland Region Women's Corrections Facility	1,876	174	1	2	0	2,053
Auckland South Corrections Facility	1,104	33	0	0	0	1,137
Christchurch Men's Prison	1,556	22	0	2	0	1,580
Christchurch Women's Prison	275	33	0	0	0	308
Hawke's Bay Regional Prison	1,263	96	0	3	1	1,363
Invercargill Prison	285	18	0	1	0	304
Manawatu Prison	491	33	0	2	0	526
Mt Eden Corrections Facility	5,919	407	0	2	1	6,329
Northland Region Corrections Facility	1,470	18	0	0	1	1,489
Otago Corrections Facility	427	44	0	2	0	473
Rimutaka Prison	1,478	195	0	26	0	1,699
Rolleston Prison	127	7	0	1	0	135
Spring Hill Corrections Facility	2,387	69	0	0	0	2,456
Tongariro Prison	286	4	0	0	0	290
Waikeria Prison	1,751	60	0	3	0	1,814
Whanganui Prison	708	50	0	2	1	761
Total	22,646	1,339	1	49	4	24,039

COVID-19 Dose One Vaccinations (4 May 2021 – 1 June 2021)		
Prison	Staff	Prisoner
Auckland Women's Prison	375	350
Auckland South Corrections Facility	355	862
Auckland Men's Prison	530	568
Mt Eden Corrections Facility	635	1,128
Northland Region Corrections Facility	357	498
Waikeria Prison	536	401
Springhill Corrections Facility	492	805
Tongariro Prison	234	298
Whanganui Prison	364	389
Hawke's Bay Regional Prison	474	511
Manawatu Prison	215	249
Arohata Prison	153	101
Rimutaka Prison	674	771
Invercargill Prison	130	119
Otago Corrections Facility	370	365
Christchurch Men's Prison	623	798
Christchurch Women's Prison	113	88
Rolleston Prison	211	244
Total	6,841	8,545

Note: The figures above only represent staff who have received their vaccination on site.

COVID-19 Key Statistics

This section updates you on the Critical Health and Safety Risk (COVID-19) as at 24 June 2021. Note, these figures are reliant on information input by staff into a centralised health and safety tracker.

COVID-19 Dose One Vaccinations (4 May 2021 – 24 June 2021)		
Prison	Staff	Prisoner
Auckland Region Women's Corrections Facility	354	186
Auckland South Corrections Facility	242	551
Auckland Men's Prison	423	0
Mt Eden Corrections Facility	451	0
Northland Region Corrections Facility	125	0
Waikeria Prison	270	0
Spring Hill Corrections Facility	309	41
Tongariro Prison	120	0
Whanganui Prison	194	230
Hawke's Bay Regional Prison	256	0
Manawatu Prison	137	32
Arohata Prison	102	21
Rimutaka Prison	571	0
Invercargill Prison	33	0
Otago Corrections Facility	202	0
Christchurch Men's Prison	522	0
Christchurch Women's Prison	76	51
Rolleston Prison	139	197
Total	4,526	1,318

Note: The figures above only represent staff who have received their vaccination on site.

COVID-19 Key Statistics and Screening Outcomes

This section updates you on the Critical Health and Safety Risk (COVID-19) as at 28 June 2021. Note, these figures are reliant on information input by staff into a centralised health and safety tracker.

COVID-19 Key Statistics (18 March 2020 – 28 June 2021)			
Metric		Total	± Since Last Reported
Staff	Self-Isolation	26	-15
	Awaiting Testing	10	-8
	Negative Test	807	29
	Positive Test	3	0
Prisoner	Negative Screen	24,057	221
	Awaiting Testing	6	-8
	Negative Test	1,374	14
	Positive Test	1	0

COVID-19 Prisoner Screening Outcomes (18 March 2020 – 28 June 2021)						
Prison	Negative Screen	Negative Test	Positive Swab Result	Refused	Awaiting Testing	Total
Auckland Prison	875	20	0	1	0	896
Arohata Prison	446	60	0	2	0	508
Auckland Region Women's Corrections Facility	1,971	176	1	2	0	2,150
Auckland South Corrections Facility	1,143	34	0	0	0	1,177
Christchurch Men's Prison	1,675	22	0	2	0	1,699
Christchurch Women's Prison	295	35	0	0	0	330
Hawke's Bay Regional Prison	1,339	98	0	3	1	1,441
Invercargill Prison	288	18	0	1	0	307
Manawatu Prison	517	34	0	3	0	554
Mt Eden Corrections Facility	6,267	409	0	2	2	6,680
Northland Region Corrections Facility	1,574	18	0	0	1	1,593
Otago Corrections Facility	450	45	0	2	0	497
Rimutaka Prison	1,556	203	0	26	0	1,785
Rolleston Prison	126	7	0	1	0	134
Spring Hill Corrections Facility	2,532	71	0	0	1	2,604
Tongariro Prison	299	4	0	0	0	303
Waikeria Prison	1,837	61	0	3	0	1,901
Whanganui Prison	750	52	0	2	1	805
Total	23,940	1,367	1	50	6	25,364

COVID-19 Dose One Vaccinations (4 May 2021 – 1 July 2021)		
Prison	Staff	Prisoner
Auckland Region Women's Corrections Facility	354	186
Auckland South Corrections Facility	242	551
Auckland Prison	423	0
Mt Eden Corrections Facility	451	0
Northland Region Corrections Facility	125	0
Waikeria Prison	270	0
Spring Hill Corrections Facility	309	41
Tongariro Prison	120	0
Whanganui Prison	194	230
Hawke's Bay Regional Prison	256	0
Manawatu Prison	137	32
Arohata Prison	102	21
Rimutaka Prison	571	0
Invercargill Prison	33	0
Otago Corrections Facility	202	0
Christchurch Men's Prison	522	0
Christchurch Women's Prison	76	51
Rolleston Prison	139	197
Total	4,526	1,318

Notes:

- The figures above only represent staff who have received their vaccination on site.
- On 11 June 2021, the Ministry of Health announced a slow down to the roll-out of COVID-19 vaccinations to certain cohorts, including prisoners. As a result, Corrections have temporarily paused our roll-out of the COVID-19 vaccine to prisoners at all sites from 14 June 2021 until further notice.

COVID-19 Key Statistics

This section updates you on the Critical Health and Safety Risk (COVID-19) as at 5 July 2021. Note, these figures are reliant on information input by staff into a centralised health and safety tracker.

COVID-19 Dose One Vaccinations (4 May 2021 – 5 July 2021)		
Prison	Staff	Prisoner
Auckland Region Women's Corrections Facility	354	186
Auckland South Corrections Facility	242	551
Auckland Prison	423	0
Mt Eden Corrections Facility	451	0
Northland Region Corrections Facility	125	0
Waikeria Prison	270	0
Spring Hill Corrections Facility	309	41
Tongariro Prison	120	0
Whanganui Prison	194	230
Hawke's Bay Regional Prison	256	0
Manawatu Prison	137	32
Arohata Prison	102	21
Rimutaka Prison	571	0
Invercargill Prison	33	0
Otago Corrections Facility	202	0
Christchurch Men's Prison	522	0
Christchurch Women's Prison	76	51
Rolleston Prison	139	197
Total	4,526	1,318

Notes:

- The figures above only represent staff who have received their vaccination on site.
- On 11 June 2021, the Ministry of Health announced a slow down to the roll-out of COVID-19 vaccinations to certain cohorts, including prisoners. As a result, Corrections have temporarily paused our roll-out of the COVID-19 vaccine to prisoners at all sites from 14 June 2021 until further notice.

COVID-19 Key Statistics and Screening Outcomes

This section updates you on the Critical Health and Safety Risk (COVID-19) as at 12 July 2021. Note, these figures are reliant on information input by staff into a centralised health and safety tracker

COVID-19 Key Statistics (18 March 2020 – 12 July 2021)			
Metric		Total	± Since Last Reported
Staff	Self-Isolation	17	-9
	Awaiting Testing	9	-1
	Negative Test	816	9
	Positive Test	3	0
Prisoner	Negative Screen	24,672	285
	Awaiting Testing	1	-3
	Negative Test	1,392	10
	Positive Test	1	0

COVID-19 Prisoner Screening Outcomes (18 March 2020 – 12 July 2021)						
Prison	Negative Screen	Negative Test	Positive Swab Result	Refused	Awaiting Testing	Total
Auckland Prison	885	20	0	1	0	906
Arohata Prison	451	61	0	2	0	514
Auckland Region Women's Corrections Facility	2021	178	1	2	0	2,202
Auckland South Corrections Facility	1,183	34	0	0	0	1,217
Christchurch Men's Prison	1,738	22	0	2	0	1,762
Christchurch Women's Prison	302	35	0	0	0	337
Hawke's Bay Regional Prison	1,381	100	0	3	0	1,484
Invercargill Prison	290	18	0	1	0	309
Manawatu Prison	536	34	0	3	0	573
Mt Eden Corrections Facility	6,403	416	0	2	0	6,821
Northland Region Corrections Facility	1,596	19	0	0	0	1,615
Otago Corrections Facility	460	45	0	2	0	507
Rimutaka Prison	1,607	205	0	29	0	1,841
Rolleston Prison	126	7	0	1	0	134
Spring Hill Corrections Facility	2,616	72	0	0	0	2,688
Tongariro Prison	304	4	0	0	0	308
Waikeria Prison	1,877	61	0	3	0	1,941
Whanganui Prison	777	54	0	2	1	834
Total	24,553	1,385	1	53	1	25,993

COVID-19 Vaccinations (4 May 2021 – 13 July 2021)				
Prison	Staff – Dose One	Staff – Dose Two	Prisoner – Dose One	Prisoner – Dose Two
Auckland Region Women's Corrections Facility	431	310	186	0
Auckland South Corrections Facility	251	257	551	0
Auckland Prison	452	388	0	0
Mt Eden Corrections Facility	518	383	0	0
Northland Region Corrections Facility	99	94	0	0
Waikeria Prison	294	254	0	0
Spring Hill Corrections Facility	370	282	41	0
Tongariro Prison	109	101	0	0
Whanganui Prison	194	151	230	58
Hawke's Bay Regional Prison	279	241	0	1
Manawatu Prison	177	127	32	2
Arohata Prison	117	85	21	0
Rimutaka Prison	607	499	0	0
Invercargill Prison	35	29	0	0
Otago Corrections Facility	185	192	0	0
Christchurch Men's Prison	522	418	0	0
Christchurch Women's Prison	76	54	51	0
Rolleston Prison	141	116	197	0
Total	4,857	3,981	1,318	61

Notes:

- The figures above only represent people who have received their vaccination at a prison site, and are not exclusively custodial staff (ie: may include a range of Corrections staff and providers).
- On 11 June 2021, the Ministry of Health announced a slow down to the roll-out of COVID-19 vaccinations to certain cohorts, including prisoners. As a result, Corrections have temporarily paused our roll-out of the COVID-19 vaccine to prisoners at all sites from 14 June 2021 until further notice.

COVID-19 Key Statistics

This section updates you on the Critical Health and Safety Risk (COVID-19) as at 18 July 2021. Note, these figures are reliant on information input by staff into a centralised health and safety tracker

COVID-19 Vaccinations (4 May 2021 – 18 July 2021)				
Prison	Staff – Dose One	Staff – Dose Two	Prisoner – Dose One	Prisoner – Dose Two
Auckland Region Women's Corrections Facility	431	310	186	0
Auckland South Corrections Facility	251	257	551	0
Auckland Prison	452	388	0	0
Mt Eden Corrections Facility	518	383	0	0
Northland Region Corrections Facility	99	94	0	0
Waikeria Prison	294	254	0	0
Spring Hill Corrections Facility	370	282	41	0
Tongariro Prison	109	101	0	0
Whanganui Prison	194	151	230	58
Hawke's Bay Regional Prison	279	241	0	1
Manawatu Prison	177	127	32	2
Arohata Prison	117	85	21	0
Rimutaka Prison	607	499	0	0
Invercargill Prison	35	29	0	0
Otago Corrections Facility	185	192	0	0
Christchurch Men's Prison	522	418	0	0
Christchurch Women's Prison	76	54	51	0
Rolleston Prison	141	116	197	0
Total	4,857	3,981	1,318	61

Notes:

- The figures above only represent people who have received their vaccination at a prison site, and are not exclusively custodial staff (ie: may include a range of Corrections staff and providers).

COVID-19 Key Statistics and Screening Outcomes

This section updates you on the Critical Health and Safety Risk (COVID-19) as at 26 July 2021. Note, these figures are reliant on information input by staff into a centralised health and safety tracker

COVID-19 Key Statistics (18 March 2020 – 26 July 2021)			
Metric		Total	± Since Last Reported
Staff	Self-Isolation	16	7
	Awaiting Testing	6	1
	Negative Test	834	8
	Positive Test	3	0
Prisoner	Negative Screen	25,231	299
	Awaiting Testing	5	3
	Negative Test	1,405	3
	Positive Test	1	0

COVID-19 Prisoner Screening Outcomes (18 March 2020 – 26 July 2021)						
Prison	Negative Screen	Negative Test	Positive Swab Result	Refused	Awaiting Testing	Total
Auckland Prison	918	19	0	1	0	938
Arohata Prison	456	63	0	2	0	521
Auckland Region Women's Corrections Facility	2,065	178	1	3	0	2,247
Auckland South Corrections Facility	1,206	34	0	0	0	1,240
Christchurch Men's Prison	1,786	23	0	2	0	1,811
Christchurch Women's Prison	312	35	0	0	0	347
Hawke's Bay Regional Prison	1,420	102	0	4	0	1,526
Invercargill Prison	292	18	0	1	0	311
Manawatu Prison	546	34	0	3	0	583
Mt Eden Corrections Facility	6,555	418	0	2	0	6,975
Northland Region Corrections Facility	1,618	19	0	0	0	1,637
Otago Corrections Facility	478	45	0	2	0	525
Rimutaka Prison	1,639	212	0	30	3	1,884
Rolleston Prison	129	7	0	1	0	137
Spring Hill Corrections Facility	2,680	72	0	0	1	2,753
Tongariro Prison	312	4	0	0	0	316
Waikeria Prison	1,904	61	0	3	0	1,968
Whanganui Prison	796	54	0	2	1	853
Total	25,112	1,398	1	56	5	26,572

COVID-19 Vaccinations (4 May 2021 – 25 July 2021)				
Prison	Staff – Dose One	Staff – Dose Two	Prisoner – Dose One	Prisoner – Dose Two
Auckland Region Women's Corrections Facility	431	322	21	4
Auckland South Corrections Facility	251	257	185	77
Auckland Prison	452	388	490	9
Mt Eden Corrections Facility	518	383	9	1
Northland Region Corrections Facility	99	94	24	0
Waikeria Prison	294	254	51	0
Spring Hill Corrections Facility	370	282	10	0
Tongariro Prison	109	101	0	0
Whanganui Prison	194	151	26	1
Hawke's Bay Regional Prison	279	241	9	2
Manawatu Prison	177	127	1	0
Arohata Prison	117	85	2	0
Rimutaka Prison	607	499	25	15
Invercargill Prison	35	29	190	9
Otago Corrections Facility	185	192	54	41
Christchurch Men's Prison	522	418	51	0
Christchurch Women's Prison	76	54	24	2
Rolleston Prison	141	116	193	145
Total	4,857	3,993	1,365	306

Notes:

- The figures above only represent people who have received their vaccination at a prison site, and are not exclusively custodial staff (ie: may include a range of Corrections staff and providers).

COVID-19 Key Statistics

This section updates you on the Critical Health and Safety Risk (COVID-19) as at 1 August 2021. Note, these figures are reliant on information input by staff into a centralised health and safety tracker

COVID-19 Vaccinations (4 May 2021 – 1 August 2021)				
Prison	Staff – Dose One	Staff – Dose Two	Prisoner – Dose One	Prisoner – Dose Two
Auckland Region Women's Corrections Facility	431	322	21	4
Auckland South Corrections Facility	251	257	221	98
Auckland Prison	452	388	485	9
Mt Eden Corrections Facility	518	383	11	1
Northland Region Corrections Facility	99	94	138	9
Waikeria Prison	294	254	51	0
Spring Hill Corrections Facility	370	282	11	0
Tongariro Prison	109	101	1	0
Whanganui Prison	194	151	26	1
Hawke's Bay Regional Prison	279	241	10	2
Manawatu Prison	177	127	1	0
Arohata Prison	117	85	2	0
Rimutaka Prison	607	499	27	15
Invercargill Prison	35	29	189	9
Otago Corrections Facility	185	192	56	40
Christchurch Men's Prison	522	418	191	1
Christchurch Women's Prison	76	54	131	13
Rolleston Prison	141	116	193	145
Total	4,857	3,993	1,765	347

Notes:

- The figures above only represent people who have received their vaccination at a prison site, and are not exclusively custodial staff (ie: may include a range of Corrections staff and providers).

COVID-19 Key Statistics and Screening Outcomes

This section updates you on the Critical Health and Safety Risk (COVID-19) as at 9 August 2021. Note, these figures are reliant on information input by staff into a centralised health and safety tracker

COVID-19 Key Statistics (18 March 2020 – 9 August 2021)			
Metric		Total	± Since Last Reported
Staff	Self-Isolation	2	-7
	Awaiting Testing	1	-2
	Negative Test	849	5
	Positive Test	3	0
Prisoner	Negative Screen	25,843	309
	Awaiting Testing	8	2
	Negative Test	1,414	6
	Positive Test	1	0

COVID-19 Prisoner Screening Outcomes (18 March 2020 – 9 August 2021)						
Prison	New Negative Screen	New Negative Test	Positive Swab Result	Refused	Testing	Total
Auckland Prison	942	21	0	1	0	964
Arohata Prison	473	63	0	2	0	538
Auckland Region Women's Corrections Facility	2,106	178	1	3	0	2,288
Auckland South Corrections Facility	1,222	34	0	0	0	1,256
Christchurch Men's Prison	1,842	23	0	2	0	1,867
Christchurch Women's Prison	314	38	0	0	0	352
Hawke's Bay Regional Prison	1,453	102	0	4	0	1,559
Invercargill Prison	295	18	0	1	0	314
Manawatu Prison	570	34	0	3	0	607
Mt Eden Corrections Facility	6,710	419	0	2	2	7,133
Northland Region Corrections Facility	1,646	19	0	0	0	1,665
Otago Corrections Facility	487	45	0	2	0	534
Rimutaka Prison	1,668	213	0	37	3	1,921
Rolleston Prison	135	7	0	1	0	143
Spring Hill Corrections Facility	2,760	73	0	0	1	2,834
Tongariro Prison	338	4	0	0	0	342
Waikeria Prison	1,943	61	0	3	0	2,007
Whanganui Prison	817	54	0	2	2	875
Total	25,721	1,406	1	63	8	27,199

**COVID-19 Vaccinations
(4 May 2021 – 10 August 2021)**

Prison	Staff – Dose One	Staff – Dose Two	Prisoner – Dose One	Prisoner – Dose Two
Auckland Region Women's Corrections Facility	431	322	238	111
Auckland South Corrections Facility	251	257	485	10
Auckland Prison	452	388	11	1
Mt Eden Corrections Facility	518	383	11	2
Northland Region Corrections Facility	99	94	232	0
Waikeria Prison	294	254	260	21
Spring Hill Corrections Facility	370	282	56	40
Tongariro Prison	109	101	193	1
Whanganui Prison	194	151	194	151
Hawke's Bay Regional Prison	279	241	13	0
Manawatu Prison	177	127	132	10
Arohata Prison	117	85	22	9
Rimutaka Prison	607	499	27	15
Invercargill Prison	35	29	1	0
Otago Corrections Facility	185	192	221	2
Christchurch Men's Prison	522	418	217	15
Christchurch Women's Prison	76	54	68	32
Rolleston Prison	141	146	200	99
Total	4,857	4,023	2,581	519

Notes:

- The figures above only represent people who have received their vaccination at a prison site.
- Please note, these figures differ from the report dated 5 August 2021 due to an admin error. The figures above are the most up to date figures as at 12 August 2021.

COVID-19 Key Statistics

This section updates you on the Critical Health and Safety Risk (COVID-19) as at 19 August 2021. Note, these figures are reliant on information input by staff into a centralised health and safety tracker

COVID-19 Vaccinations (4 May 2021 – 19 August 2021)				
Prison	Staff – Dose One	Staff – Dose Two	Prisoner – Dose One	Prisoner – Dose Two
Auckland Region Women's Corrections Facility	431	322	237	110
Auckland South Corrections Facility	251	257	597	373
Auckland Prison	452	388	240	7
Mt Eden Corrections Facility	518	383	27	4
Northland Region Corrections Facility	99	94	260	0
Waikeria Prison	294	254	255	24
Spring Hill Corrections Facility	370	282	417	47
Tongariro Prison	109	101	197	2
Whanganui Prison	194	151	196	145
Hawke's Bay Regional Prison	279	241	14	-
Manawatu Prison	177	127	131	10
Arohata Prison	117	85	64	15
Rimutaka Prison	607	499	391	26
Invercargill Prison	35	29	1**	0**
Otago Corrections Facility	185	192	222	2
Christchurch Men's Prison	522	418	241	16
Christchurch Women's Prison	76	54	68	32
Rolleston Prison	141	146	224	170
Total	4,857	4,023	3,782	983

Notes:

- The figures above only represent people who have received their vaccination at a prison site.
- *The prison site reflects the latest sites where the individuals vaccinated are located. This may be different from the site where the vaccines were given as they may be transferred. The number of people vaccinated above also includes those who have left the prison as at 16 August 2021.
- **Invercargill Prison has administered first doses for people in prison, and we are awaiting confirmation on numbers.

Corrections Portfolio – Hōkai Rangi

This section updates you on areas of importance within the Corrections portfolio.

Update on Corrections' COVID-19 response

Corrections continues to manage well under the current COVID-19 Alert Level 4 settings. As at 26 August 2021, there are zero positive cases of COVID-19 within the prison population. There are also zero positive cases reported for staff. A large number of Corrections staff are self-isolating, with the majority of these staff members not appearing to be symptomatic and mostly located in the Northern Region. There has been no significant adverse reaction about the change in Alert Levels detected amongst the prison population, and no significant operational issues reported. Corrections' stocks of Personal Protection Equipment (PPE) is sufficient, with no significant supply line issues. We currently have a number of controls in place to minimise risks relating to the transmission of COVID-19, including health screening for every person who enters a prison. The secure and controlled nature of the prison environment means we are able to quickly isolate people in prison as required, restrict their movements, and identify people who would have been in contact with them if required.

Corrections is taking appropriate measures to ensure that all people newly coming into prison are being managed separately from others for 14 days, to prevent the risk of them bringing COVID-19 into prison from the community. They are also being tested for COVID-19 on arrival into prison.

Corrections began its on-site COVID-19 vaccine roll-out for prison-based staff in early May 2021 and completed this roll-out in late July 2021. Corrections continues to encourage all staff members, including those who chose not to receive the vaccine during our roll-out programme, to be vaccinated in the community. Corrections' Health Centre staff are now also administering vaccines to prison-based staff, as well as people in prison. Corrections' staff are also recognized as essential workers and are being prioritized in the Ministry of Health booking process. We are actively monitoring vaccine uptake by vulnerable groups within the prison population, particularly Māori and Pasifika, and additional planning is underway to optimise uptake rates within our prisons.

Additional scenario planning and preparation work is underway to ensure Corrections is fully prepared for any outbreak of COVID-19 with a custodial setting, including discussions with Corrections' counterparts in Australia, to learn from their recent experiences with the Delta Variant outbreak. Planning is also underway to ensure mandatory scanning at all Corrections sites can occur as Alert Levels reduce.

Outside of Scope

[Redacted]

[Redacted]

[Redacted]

[Redacted]

[Redacted]

COVID-19 Key Statistics and Screening Outcomes

This section updates you on the Critical Health and Safety Risk (COVID-19) as at 23 August 2021. Note, these figures are reliant on information input by staff into a centralised health and safety tracker

COVID-19 Key Statistics (18 March 2020 – 23 August 2021)			
Metric		Total	± Since Last Reported
Staff	Self-Isolation	370	368
	Awaiting Testing	146	145
	Negative Test	915	66
	Positive Test	3	0
Prisoner	Negative Screen	26,400	78
	Awaiting Testing	47	6
	Negative Test	1,447	25
	Positive Test	1	0

COVID-19 Prisoner Screening Outcomes (18 March 2020 – 23 August 2021)						
Prison	New Negative Screen	New Negative Test	Positive Swab Result	Refused	Testing	Total
Auckland Prison	954	21	0	1	0	980
Arohata Prison	485	64	0	2	1	553
Auckland Region Women's Corrections Facility	2,142	178	1	3	2	2,326
Auckland South Corrections Facility	1,229	34	0	0	0	1,263
Christchurch Men's Prison	1,900	22	0	3	1	1,926
Christchurch Women's Prison	320	40	0	0	0	360
Hawke's Bay Regional Prison	1,491	105	0	4	2	1,602
Invercargill Prison	299	18	0	1	1	319
Manawatu Prison	584	34	0	3	1	624
Mt Eden Corrections Facility	6,860	423	0	4	5	7,292
Northland Region Corrections Facility	1,670	20	0	0	1	1,691
Otago Corrections Facility	497	46	0	3	3	549
Rimutaka Prison	1,711	215	0	44	6	1,976
Rolleston Prison	135	26	0	1	20	182
Spring Hill Corrections Facility	2,851	73	0	0	3	2,927
Tongariro Prison	353	4	0	0	0	357
Waikeria Prison	1,965	61	0	3	0	2,029
Whanganui Prison	832	55	0	4	1	892
Total	26,278	1,439	1	76	47	27,848

COVID-19 Vaccinations
(4 May 2021 – 23 August 2021)

Prison	Staff – Dose One	Staff – Dose Two	Prisoner – Dose One	Prisoner – Dose Two
Auckland Region Women's Corrections Facility	431	322	243	120
Auckland South Corrections Facility	251	257	597	372
Auckland Prison	452	388	247	8
Mt Eden Corrections Facility	518	383	35	7
Northland Region Corrections Facility	99	94	254	0
Waikeria Prison	296	254	268	24
Spring Hill Corrections Facility	370	282	411	46
Tongariro Prison	109	101	198	4
Whanganui Prison	212	153	194	145
Hawke's Bay Regional Prison	279	241	32	1
Manawatu Prison	177	127	129	10
Arohata Prison	117	85	64	16
Rimutaka Prison	607	526	430	28
Invercargill Prison	35	29	67	0
Otago Corrections Facility	185	192	216	2
Christchurch Men's Prison	522	448	342	17
Christchurch Women's Prison	76	54	68	32
Rolleston Prison	147	152	225	170
Total	4,883	4,088	4,020	1,002

Notes:

- The figures above only represent people who have received their vaccination at a prison site.
- The prison site reflects the latest sites where the individuals vaccinated are located. This may be

COVID-19 Key Statistics and Screening Outcomes

This section updates you on the Critical Health and Safety Risk (COVID-19) as at 30 August 2021. Note, these figures are reliant on information input by staff into a centralised health and safety tracker

COVID-19 Vaccinations (4 May 2021 – 30 August 2021)				
Prison	Staff – Dose One	Staff – Dose Two	Prisoner – Dose One	Prisoner – Dose Two
Auckland Region Women's Corrections Facility	431	322	251	157
Auckland South Corrections Facility	251	257	606	374
Auckland Prison	452	388	247	8
Mt Eden Corrections Facility	564	389	220	9
Northland Region Corrections Facility	99	94	259	1
Waikeria Prison	309	255	283	24
Spring Hill Corrections Facility	406	288	405	45
Tongariro Prison	113	103	247	93
Whanganui Prison	218	159	193	145
Hawke's Bay Regional Prison	282	241	302	9
Manawatu Prison	177	127	124	10
Arohata Prison	117	85	64	16
Rimutaka Prison	607	526*	434	28
Invercargill Prison	42	29	70	0
Otago Corrections Facility	206	192	233	8
Christchurch Men's Prison	522	448	341	17
Christchurch Women's Prison	86	61	69	37
Rolleston Prison	147	152	225	170
Total	5,029	4,116	4,575	1,151

Notes:

- *83 people (including staff members and their family) were vaccinated at a Rimutaka drive through clinic which have not been included in the above statistics.
- Corrections' Health staff continue to offer vaccinations to people in prison as well as prison based staff.

COVID-19 Key Statistics and Screening Outcomes

This section updates you on the Critical Health and Safety Risk (COVID-19) as at 6 September 2021. Note, these figures are reliant on information input by staff into a centralised health and safety tracker.

COVID-19 Key Statistics (18 March 2020 – 6 September 2021)			
Metric		Total	± Since Last Reported
Staff	Self-Isolation	169	-201
	Awaiting Testing	77	-69
	Negative Test	1269	354
	Positive Test	3	0
Prisoner	Negative Screen	26,720	26
	Awaiting Testing	159	31
	Negative Test	1,978	259
	Positive Test	1	0

COVID-19 Prisoner Screening Outcomes (18 March 2020 – 6 September 2021)						
Prison	New Negative Screen	New Negative Test	Positive Swab Result	Refused	Testing	Total
Auckland Prison	964	25	0	1	0	990
Arohata Prison	486	73	0	2	5	566
Auckland Region Women's Corrections Facility	2,147	217	1	3	23	2,391
Auckland South Corrections Facility	1,300	36	0	0	1	1,337
Christchurch Men's Prison	1,964	33	0	3	0	2,000
Christchurch Women's Prison	322	43	0	0	1	366
Hawke's Bay Regional Prison	1,521	121	0	7	4	1,653
Invercargill Prison	302	21	0	2	4	329
Manawatu Prison	589	61	0	5	18	673
Mt Eden Corrections Facility	6,861	595	0	5	32	7,493
Northland Region Corrections Facility	1,690	21	0	3	16	1,730
Otago Corrections Facility	499	56	0	3	6	564
Rimutaka Prison	1,718	231	0	58	7	2,014
Rolleston Prison	137	46	0	1	0	184
Spring Hill Corrections Facility	2,853	247	0	9	31	3,140
Tongariro Prison	419	4	0	0	0	423
Waikeria Prison	1,977	67	0	3	6	2,053
Whanganui Prison	848	73	0	6	5	932
Total	26,597	1,970	1	111	159	28,838

Notes:

- Please note, figures are now reported daily. The 'Since Last Reported' column indicates the difference from the previous day.

COVID-19 Vaccinations (4 May 2021 – 5 September 2021)						
Prison	Staff – Dose One	Staff – Dose Two	Current Prisoner Population – Dose One	Current Prisoner Population - Dose Two	Prisoner – Dose One Total*	Prisoner – Dose Two Total*
Auckland Region Women's Corrections Facility	431	322	168	142	256	160
Auckland South Corrections Facility	251	257	543	359	619	374
Auckland Prison	452	388	235	8	249	8
Mt Eden Corrections Facility	564	389	466	9	481	10
Northland Region Corrections Facility	99	94	236	1	259	1
Waikeria Prison	309	255	260	63	285	66
Spring Hill Corrections Facility	421	290	456	47	470	51
Tongariro Prison	113	103	282	228	286	228
Whanganui Prison	218	159	217	144	257	158
Hawke's Bay Regional Prison	294	242	355	10	378	10
Manawatu Prison	178	127	111	10	124	10
Arohata Prison	117	85	42	11	64	16
Rimutaka Prison	607	526*	405	26	435	28
Invercargill Prison	43	29	73	0	84	1
Otago Corrections Facility	206	192	214	16	235	17
Christchurch Men's Prison	522	448	349	16	382	17
Christchurch Women's Prison	86	61	44	30	69	37
Rolleston Prison	151	152	216	163	237	171
Total	5,062	4,119	4,672	1,283	5,170*	1,363*

Notes:

- **Current Prisoner Population Dose One and Dose Two** are a snap-shot of how many people are currently in prison and have received a first and/or second dose (as at 5 September 2021).
- **Prisoner Dose One and Two Total*** shows the cumulative number of vaccines administered to people across all sites since the vaccination programme began. This total also includes people that have since left prison.

COVID-19 Key Statistics and Screening Outcomes

This section updates you on the Critical Health and Safety Risk (COVID-19) as at 12 September 2021. Note, these figures are reliant on information input by staff into a centralised health and safety tracker.

Key Numbers – As at 12 September 2021	
Number of current prisoners vaccinated	4,740 – First dose 1,844 – Second dose
Total cumulative number of vaccinated prisoners (including people who are no longer in custody)	5,423 – First dose 1,969 – Second dose
Number of vaccinated prisoners released from custody	683 – First dose 125 – Second dose
Total on-site* prison population as at 12 September 2021 <small>*excludes prisoners accommodated at mental health facilities or other temporary locations)</small>	8,075

Prison	Staff – Dose One	Staff – Dose Two	Prisoner – Dose One	Prisoner – Dose Two
Auckland Region Women's Corrections Facility	431	322	176	143
Auckland South Corrections Facility	251	257	530	354
Auckland Prison	452	388	234	8
Mt Eden Corrections Facility	564	389	481	10
Northland Region Corrections Facility	99	94	229	1
Waikeria Prison	309	255	280	129
Spring Hill Corrections Facility	421	290	437	43
Tongariro Prison	113	103	277	221
Whanganui Prison	218	159	243	144
Hawke's Bay Regional Prison	294	242	340	13
Manawatu Prison	178	127	102	12
Arohata Prison	117	85	38	9
Rimutaka Prison	610	531	446	373
Invercargill Prison	43	29	72	0
Otago Corrections Facility	207	193	216	89
Christchurch Men's Prison	522	448	374	83
Christchurch Women's Prison	86	61	48	34
Rolleston Prison	151	152	217	178
Total	5,066	4,125	4,740	1,844

COVID-19 Key Statistics and Screening Outcomes

This section updates you on the Critical Health and Safety Risk (COVID-19) as at 20 September 2021. Note, these figures are reliant on information input by staff into a centralised health and safety tracker.

COVID-19 Key Statistics (18 March 2020 – 20 September 2021)			
Metric		Total	± Since Last Reported
Staff	Self-Isolation	75	-94
	Awaiting Testing	50	-27
	Negative Test	1,534	265
	Positive Test	3	0
Prisoner	Negative Screen	27,024	60
	Awaiting Testing	86	-31
	Negative Test	2,649	127
	Positive Test	2	1

COVID-19 Prisoner Screening Outcomes (18 March 2020 – 20 September 2021)						
Prison	New Negative Screen	New Negative Test	Positive Swab Result	Refused	Testing	Total
Auckland Prison	975	26	0	1	0	1,002
Arohata Prison	496	84	0	2	1	583
Auckland Region Women's Corrections Facility	2,155	285	1	6	31	2,478
Auckland South Corrections Facility	1,297	36	0	0	0	1,333
Christchurch Men's Prison	2,016	56	0	6	2	2,080
Christchurch Women's Prison	330	50	0	0	0	380
Hawke's Bay Regional Prison	1,556	147	0	18	2	1,723
Invercargill Prison	305	26	0	2	1	334
Manawatu Prison	602	89	0	7	2	700
Mt Eden Corrections Facility	6,860	839	1	7	21	7,728
Northland Region Corrections Facility	1,703	55	0	5	11	1774
Otago Corrections Facility	504	66	0	4	2	576
Rimutaka Prison	1,762	258	0	68	4	2,092
Rolleston Prison	145	44	0	1	0	190
Spring Hill Corrections Facility	2,915	377	0	18	8	3,318
Tongariro Prison	428	4	0	0	0	432
Waikeria Prison	1,995	78	0	3	0	2,076
Whanganui Prison	852	121	0	23	1	997
Total	26,896	2,641	2	171	86	29,796

Notes:

- Please note, figures are now reported daily. The 'Since Last Reported' column indicates the difference from the previous day.

Key Numbers – As at 19 September 2021	
Number of current prisoners vaccinated	4,860 – <i>First dose</i> 2,159 – <i>Second dose</i>
Total cumulative number of vaccinated prisoners <i>(including people who are no longer in custody)</i>	5,643 – <i>First dose</i> 2,310 – <i>Second dose</i>
Number of vaccinated prisoners released from custody	783 – <i>First dose</i> 151 – <i>Second dose</i>
Total on-site* prison population as at 12 September 2021 <i>(*excludes prisoners accommodated at mental health facilities or other temporary locations)</i>	8,029

Prison	Staff – Dose One	Staff – Dose Two	Prisoner – Dose One	Prisoner – Dose Two
Auckland Region Women's Corrections Facility	436	330	171	140
Auckland South Corrections Facility	251	257	529	360
Auckland Prison	452	388	236	9
Mt Eden Corrections Facility	570	389	544	16
Northland Region Corrections Facility	99	94	227	2
Waikeria Prison	321	257	298	184
Spring Hill Corrections Facility	422	290	441	53
Tongariro Prison	113	103	276	241
Whanganui Prison	219	164	264	144
Hawke's Bay Regional Prison	306	243	336	14
Manawatu Prison	178	127	99	13
Arohata Prison	117	85	38	8
Rimutaka Prison	611	536	446	379
Invercargill Prison	43	29	65	1
Otago Corrections Facility	210	202	230	190
Christchurch Men's Prison	522	448	395	179
Christchurch Women's Prison	86	61	47	40
Rolleston Prison	151	152	218	186
Total	5,107	4,158	4,860	2,159

COVID-19 Key Statistics and Screening Outcomes

This section updates you on the Critical Health and Safety Risk (COVID-19) as at 26 September 2021. Note, these figures are reliant on information input by staff into a centralised health and safety tracker.

Key Numbers – As at 26 September 2021	
Number of current prisoners vaccinated	5,190 – <i>First dose</i> 3,021 – <i>Second dose</i>
Total cumulative number of vaccinated prisoners <i>(including people who are no longer in custody)</i>	6,112 – <i>First dose</i> 3,220 – <i>Second dose</i>
Number of vaccinated prisoners released from custody	922 – <i>First dose</i> 199 – <i>Second dose</i>
Total on-site* prison population as at 12 September 2021 <i>(*excludes prisoners accommodated at mental health facilities or other temporary locations)</i>	8,005

Prison	Staff – Dose One	Staff – Dose Two	Prisoner – Dose One	Prisoner – Dose Two
Auckland Region Women's Corrections Facility	436	330	205	148
Auckland South Corrections Facility	251	257	527	362
Auckland Prison	452	388	324	210
Mt Eden Corrections Facility	570	389	582	38
Northland Region Corrections Facility	99	94	284	166
Waikeria Prison	321	258	307	224
Spring Hill Corrections Facility	422	294	533	341
Tongariro Prison	121	103	278	257
Whanganui Prison	219	170	258	173
Hawke's Bay Regional Prison	306	243	317	14
Manawatu Prison	178	127	126	73
Arohata Prison	117	85	60	33
Rimutaka Prison	611	536	439	373
Invercargill Prison	43	29	67	3
Otago Corrections Facility	210	202	226	184
Christchurch Men's Prison	522	448	390	196
Christchurch Women's Prison	86	61	46	38
Rolleston Prison	151	152	221	188
Total	5,118	4,166	5,190	3,021

Outside of Scope

From: POWELL, Rebecca (WELLHO)
Sent: 20 May 2021 03:34 p.m.
To: Hannah Pattinson; Jono Dowson
Cc: JONES, Robert (WELLHO); RAETHEL, Brydie (WELLHO)
Subject: Update on Corrections COVID-19 vaccine programme

Categories: Ministerial

Hi Hannah

As discussed, here is an update on the COVID-19 vaccine programme which we have prepared given the media coverage in the last 24 hours – see <https://www.nzherald.co.nz/nz/politics/covid-19-coronavirus-govt-rejected-expert-advice-to-vaccinate-160000-maori-and-pasifika-earlier/56FWQAES2P5W4LNN2X66FPCXMU/>, <https://www.newshub.co.nz/home/politics/2021/05/national-says-it-s-ironic-prisoners-being-vaccinated-before-frontline-cops.html> and a press release <https://www.scoop.co.nz/stories/PA2105/S00166/transparency-needed-on-covid-after-sneaky-prisoner-rule-change.htm>.

Outside of Scope


Thanks,
Rebecca

Update on COVID-19 vaccination programme for Corrections staff and people in prison

- International evidence has shown that COVID-19 can spread quickly through custodial facilities where large groups of people reside in close proximity. Overseas there has been a significant impact on prison staff and people in prison, with thousands infected with the virus and hundreds of fatalities.
- In New Zealand, prison-based staff across the country are included in Group 2 of the vaccination roll-out. At each site, prison-based staff are offered the vaccine before prisoners.
- As per the Government's decision on vaccine sequencing, prisoners at Auckland South Corrections Facility (ASCF) and Auckland Region Women's Corrections Facility (ARWCF) are also included in Group 2 of the roll-out due to their location in the high-risk area of Counties Manukau.
- Prisoners in all other prisons are included in Group 3.
- Corrections has followed Ministry of Health guidance throughout the roll-out of its vaccination programme. In April, the Ministry of Health confirmed that Corrections could commence vaccinating Group 3 prisoners from the start of May onwards, as per their publicly available guidance.
- Corrections operates 18 prisons across New Zealand, with some in remote locations which makes it more difficult to arrange vaccinations. To ensure maximum uptake of the vaccine, private providers have been engaged to vaccinate staff at all prisons (except for Whanganui Prison, where staff are being vaccinated by the DHB) and Corrections Health Services staff vaccinating prisoners.
- Corrections have begun vaccinating prison-based staff at 13 prisons to date. At the end of yesterday 2972 of our staff had received their first dose. Prison-based staff at our remaining five prisons will be offered the first dose of the vaccine in the coming weeks.

- Prisoners at ASCF are now being vaccinated, with prisoner vaccinations at ARWCF beginning on Monday 24 May. At the end of yesterday (19 May) 399 prisoners at ASCF had received their first dose of the vaccine.
- At some prisons where prison staff have been offered the first dose, Corrections has gone on to vaccinate a small number of prisoners in line with the Ministry of Health guidance. This included:
 - 78 prisoners at Whanganui Prison received the first dose of the vaccine in early May, after staff at the prison were offered the first dose.
 - One prisoner at ASCF received the first dose following staff being offered the first dose (to enable a deportation).
 - Four prisoners at Arohata received their first dose, after staff were offered the first dose.

Outside of Scope



Rebecca Powell

General Manager Communications and Government Services

Department of Corrections, *Ara Poutama Aotearoa*

p



Update for Minister – Thursday 19 August 2021

Update on Corrections' overall COVID response, including processes for each alert level and how they have been amended to account for the Delta variant.

Corrections is well prepared to respond to this latest COVID-19 event due to significant planning over the past year, as well as a number of changes in Alert Level during 2020 and 2021. Our National Coordination Centre (NCC) and Regional Emergency Operations Centres (EOCs) were activated at 1700hrs on Tuesday 17 August 2021, prior to the Prime Minister's announcement.

All prisons began moving to our Alert Level 4 protocols from midnight Wednesday 18 August, based on our High-Level Guidance for COVID-19 Alert level 4. This guidance was initially developed during the course of last year's Level 4 lockdown and has been refined over the past year.

Key changes to prison operations as per our Alert Level protocols include:

- Personal visits to prisoners will not take place until New Zealand moves to lower Alert Levels.
- Recommencement of separation units for 14 days for all new receptions from 11:59pm 17 August 2021.
- We are working to provide additional phone cards to prisoners to ensure contact with friends and whānau. Video calling is available for certain prisoners at some prisons.
- Face-to-face statutory visits (including Ombudsman and Inspectorate visits) will be able to continue with appropriate health and safety protocols in place, including mask wearing. All other face-to-face visits, including Parole Board and legal visits are being undertaken via other means such as phone or audio-visual link (AVL).
- Health screening for COVID-19 symptoms and exposure, including thermal imaging for temperature checks, is being completed.

Prisons are also taking steps to shield vulnerable prisoners at the greatest risk of severe illness from COVID-19. An evidence based COVID-19 risk stratification tool is being used to identify those people with the highest risk of severe disease. Those with the highest scores (which includes increased risk score for Māori) are as far as practicable, shielded within a vulnerability bubble, where they can continue with unit activities. The 'vulnerable people lists' are refreshed weekly at Alert level 4.

We are actively managing any staff members who have been identified as having visited a location of interest.

Prison staff have been reminded to ensure that their N95 masks are "fit checked" every time they are used to ensure maximum protection. Primary health services continue to be delivered to people in prison.

Significant planning and actions in the event of a COVID-19 outbreak in prisons are under active review.

Outside of Scope



Our Community Corrections and office-based staff (including Regional Offices, National Office, the National Learning Centre, but excluding Electronic Monitoring centres) will work from home until further notice unless required by specific circumstances. Any essential staff, including prison staff, entering their workplace will be expected to undertake good hygiene and physical distancing practices and must wear PPE inside. All travel to Corrections sites, including prisons, by non-essential staff is cancelled.

Corrections' response is taking the most stringent measures to protect our staff, prisoners, and the community from the heightened risk posed by the Delta variant. Corrections has received positive feedback from the Ministry of Health around the quality of our controls throughout our on-going response to COVID-19. Corrections continues to evaluate all operational settings in light of the more transmissible nature of the Delta variant.

Update on the vaccine rollout plan for staff and prisoners.

Corrections began its on-site COVID-19 vaccine roll-out for prison-based staff in early May and completed this roll-out in late July. Corrections continues to encourage all staff members, including those who chose not to receive the vaccine during our roll-out programme, to be vaccinated in the community.

As with the wider pause on the National Immunisation Programme, vaccinations for prisoners were paused by the Ministry of Health on the evening of Tuesday 18 August. On Wednesday 18 August, Corrections was advised alongside other providers and DHBs that vaccinations can recommence Thursday 19 August.

At the time of writing, most prisons (excluding MECF and HBRP) have already administered their first doses to prisoners and are now waiting the recommended 6 weeks before they offer the second dose. As a result of this, Corrections has not had to pause or slow down any planned vaccinations.

Corrections is today considering options to offer additional opportunities to be vaccinated as a priority to prison-based staff and prisoners who have previously not taken up this opportunity. This may involve using our own Health Centre staff to administer vaccines to prison-based staff as well as prisoners.

We are actively monitoring vaccine uptake by vulnerable groups, particularly Māori and Pasifika, and developing plans to encourage vaccine uptake among more hesitant populations.

The Ministry of Health has provided advice around Alert Level 4 PPE requirements as well as environmental, operational, and infection prevention control measures for vaccination centres. Corrections is adhering to this guidance for vaccinations planned within the next week and will continue to do so, adjusting our guidance as and when MoH does.

Numbers for vaccines administered to staff in prisons, and to prisoners, is offered below:

COVID-19 Vaccinations (4 May 2021 – 19 August 2021)				
Prison	Staff – Dose One	Staff – Dose Two	Prisoner – Dose One*	Prisoner – Dose Two*
Auckland Region Women's Corrections Facility	431	322	237	110
Auckland South Corrections Facility	251	257	597	373

Auckland Prison	452	388	240	7
Mt Eden Corrections Facility	518	383	27	4
Northland Region Corrections Facility	99	94	260	-
Waikeria Prison	294	254	255	24
Spring Hill Corrections Facility	370	282	417	47
Tongariro Prison	109	101	197	2
Whanganui Prison	194	151	196	145
Hawke's Bay Regional Prison	279	241	14	-
Manawatu Prison	177	127	131	10
Arohata Prison	117	85	64	15
Rimutaka Prison	607	499	391	26
Invercargill Prison	35	29	1**	-**
Otago Corrections Facility	185	192	222	2
Christchurch Men's Prison	522	418	241	16
Christchurch Women's Prison	76	54	68	32
Rolleston Prison	141	146	224	170
Total	4,857	4,023	3,782	983

* Please note that the prison site reflects the latest sites where prisoners are located. This may be different from the site where the vaccines were given as prisoners can be transferred. The number of prisoners also includes those who have left the prison as at 16/8/21.

**Invercargill Prison has administered first doses for prisoners, and we are awaiting confirmation on numbers.

COVID-19 Vaccine focus for high-risk environments

Corrections is now contacting all prison-based staff rostered to specific high-risk areas within prisons identified under Alert Level 4. Corrections will strongly encourage these staff members to consider being vaccinated if they are not already and offer to provide vaccinations for these staff as a matter of priority.

Outside of Scope

From: JONES, Robert (WELLHO)
Sent: 19 August 2021 01:11 p.m.
To: Hannah Pattinson; Jono Dowson
Subject: C140257- MIN OFF Request: Update on Corrections' COVID-19 response plan
Attachments: 20210819 REV3 Ministers update Delta.docx

Kia ora Hannah

Please find attached an update on Corrections COVID response as requested.

Cheers, Rob

Robert Jones

Manager Ministerial Services

Ara Poutama Aotearoa, *Department of Corrections*

Wāhi mahi: Freyberg Building, 20 Aitken Street, Wellington | Private Bag 1206, Wellington 6140

s 9(2)(a)



Hi Rob

As briefly discussed, could we please request the following:

- 1) Update on Corrections' overall COVID response, including processes for each alert level and how they have been amended to account for the Delta variant.
- 2) Update on the vaccine rollout plan for staff and prisoners.

Outside of Scope

Thank you very much!

Hannah

Hannah Pattinson

Private Secretary - Corrections | Office of Hon Kelvin Davis

Minister for Children | Minister of Corrections | Minister for Māori Crown Relations: Te Arawhiti | Associate Minister of Education

Executive Wing, Parliament Buildings, Wellington 6160, New Zealand

T: 04 817 8702 E k.davis@ministers.govt.nz

Email Disclaimer:

Please note information about meetings related to the Ministers' portfolios will be proactively released (this does not include personal or constituency matters). For each meeting in scope, the summary would list: date, time (start and finish), brief description, location, who the meeting was with, and the portfolio. If you attend a meeting with the Minister on behalf of an organisation, the name of the organisation will be released. If you are a senior staff member at an organisation, or meet with the Minister in your personal capacity, your name may also be released. The location of the meeting will be released, unless it is a private residence. The proactive release will be consistent with the provisions in the Official Information Act, including privacy considerations. Under the Privacy Act 2020 you have the right to ask for a copy of any personal information we hold about you, and to ask for it to be corrected if you think it is wrong. If you'd like to ask for a copy of your information, or to have it corrected, or are concerned about the release of your information in the meeting disclosure, please contact the sender. You can read more about the proactive release policy at <https://www.dia.govt.nz/Proactive-Releases#MS>

Corrections staff

As at 19 August 2021, 4,857 frontline staff members have received their first dose of the COVID-19 vaccination. Of those, 4,023 have also received their second dose. These numbers include only vaccinations of staff given at prison sites, and do not include any staff who have been vaccinated in the community by their DHB (this information is not collected by Corrections).

We have a large workforce of over 10,000 people working in prisons and the community and we understand that getting vaccinated is the best thing we can all do to keep ourselves, our whānau, our team and our wider community safe from COVID-19. As a result we have worked closely with the Ministry of Health and our union partners on the planning required to vaccinate our staff. As stated previously, we are also working to provide staff with additional opportunities to be vaccinated, especially those who are working in high-risk locations.

The percentages reflected below are not indicative of total staff vaccinations. The percentage is calculated against the establishment of custodial roles, however at many prison sites non-custodial staff (for example nurses, case managers) were also vaccinated. Serco staff are excluded from the data provided.

Further efforts are underway to strongly encourage all frontline staff to get vaccinated, with a letter sent from National Commissioner Rachel Leota to all custodial staff this week. In addition, while staff vaccinations through our contracted providers have now been completed, staff who do wish to get the vaccine can do so at prison health centres.

COVID-19 Vaccinations as at 19 August 2021 – Corrections staff				
Prison	Staff – Dose One	Staff – Dose Two	Number of staff*	Percentage of custodial staff who have received at least one dose of the vaccine at work**
Auckland Region Women's Corrections Facility	431	322	301.71	143%
Auckland Prison	452	388	390	116%
Mt Eden Corrections Facility	518	383	560.11	92%
Northland Region Corrections Facility	99	94	305.30	32%
Waikeria Prison	294	254	327	90%
Spring Hill Corrections Facility	370	282	434.96	85%
Tongariro Prison	109	101	213.40	51%
Whanganui Prison	194	151	311.30	62%
Hawke's Bay Regional Prison	279	241	379	73%
Manawatu Prison	177	127	177.3	100%

COVID-19 Vaccinations as at 19 August 2021 – Corrections staff				
Prison	Staff – Dose One	Staff – Dose Two	Number of staff*	Percentage of custodial staff who have received at least one dose of the vaccine at work**
Arohata Prison	117	85	130.30	90%
Rimutaka Prison	607	499	529	115%
Invercargill Prison	35	29	106	33%
Otago Corrections Facility	185	192	303	61%
Christchurch Men's Prison	522	418	492.88	106%
Christchurch Women's Prison	76	54	82	93%
Rolleston Prison	141	146	179.50	79%
Total	4,857	4,023	5222.76	93%

*Only includes Custodial staff, not other staff who may work part or all of the time at a prison (for example nurses, case managers) who were also able to access vaccination at work.

**Based on establishment – excludes vacancies

People in prison

As at 19 August 2021, 3,782 prisoners have received their first dose of the COVID-19 vaccination. Of those, 983 prisoners have also received their second dose. The prison population is dynamic, and changes daily due to arrests, releases and court decisions, therefore it is difficult to provide an accurate proportion of prisoners that have been vaccinated – however the prison population on that day was 8,198 people. The average prison population for 2020/21 by site is below, noting that the average population for the year was 8,793.

On 11 June 2021 Corrections was advised that a decision had been made by the Ministry of Health to slow the roll-out of the COVID-19 vaccine to certain groups, including people in prison. This decision was made in order to manage stocks of the vaccine in the lead up to new vaccine deliveries. As a result, Corrections paused the roll-out of the COVID-19 vaccine to prisoners at all sites from Monday 14 June. Our prisoner vaccination programme resumed in late July, and we have been working to provide additional opportunities to be vaccinated as a priority to prisoners. TVNZ broadcast a story in relation to the pause of vaccines for prisoners last night, which is available [here](#).

While vaccinations are not compulsory, we have taken a proactive approach to encouraging people in prison to be vaccinated against COVID-19 and have provided them with information from the Ministry of Health. We have and will continue to provide information about vaccine safety and effectiveness via conversations with health staff, through prisoner kiosks, Prison TV, posters, pamphlets and other materials. Information is also available in a range of languages.

COVID-19 Vaccinations as at 19 August 2021 – People in prison				
Prison*	Prisoner – Dose One	Prisoner – Dose Two	Average prisoner population 2020/21	Percentage of prisoners who have received at least one vaccine
Auckland Region Women's Corrections Facility	237	110	359	66%
Auckland South Corrections Facility	597	373	872	68%
Auckland Prison	240	7	541	44%
Mt Eden Corrections Facility	27	4	1062	2%
Northland Region Corrections Facility	260	0	515	50%
Waikeria Prison	255	24	578	44%
Spring Hill Corrections Facility	417	47	795	52%
Tongariro Prison	197	2	289	68%
Whanganui Prison	196	145	438	45%
Hawke's Bay Regional Prison	14	-	554	3%
Manawatu Prison	131	10	245	53%
Arohata Prison	64	15	105	61%
Rimutaka Prison	391	26	788	50%
Invercargill Prison	1**	0**	134	1%
Otago Corrections Facility	222	2	366	61%
Christchurch Men's Prison	241	16	809	30%
Christchurch Women's Prison	68	32	91	75%
Rolleston Prison	224	170	250	90%
Total	3,782	983	8,793	43%

*The prison site reflects the latest sites where the individuals vaccinated are located. This may be different from the site where the vaccines were given as they may be transferred. The number of people vaccinated above also includes those who have left the prison as at 16 August 2021.

**Invercargill Prison has administered first doses for people in prison, and we are awaiting confirmation on numbers.

BHIKHA, Radhika (WELLHO)

From: POWELL, Rebecca (WELLHO)
Sent: 23 August 2021 10:22 a.m.
To: Jono Dowson; JONES, Robert (WELLHO)
Cc: s 9(2)(a); RAETHEL, Brydie (WELLHO); s 9(2)(a)
HUDDLESTON, Matthew (WELLHO); Hannah Pattinson
Subject: RE: MINOFF Request - Corrections' COVID-19 response plan
Attachments: Vaccination information for Minister 23 August 2021.docx

Hi Jono

Please see attached. Note that there are significant caveats around the percentages. The staff numbers have come from the org chart, and don't factor in vacancies etc. The information also doesn't include vaccines given to staff offsite.

Thanks,
Rebecca

From: Jonathan Dowson <Jonathan.Dowson@parliament.govt.nz>
Sent: 20 August 2021 7:05 p.m.
To: POWELL, Rebecca (WELLHO) <Rebecca.Powell@corrections.govt.nz>; JONES, Robert (WELLHO) <Robert.Jones@corrections.govt.nz>
Cc: Outside of Scope, s 9(2)(a); RAETHEL, Brydie (WELLHO)
s 9(2)(a), Outside of Scope
HUDDLESTON, Matthew (WELLHO)
Outside of Scope; Hannah Pattinson; Outside of Scope
Subject: MINOFF Request - Corrections' COVID-19 response plan

Good evening,

The Minister has asked a question about the vaccination statistics.

Could he be given the numbers of prisoners and staff at each of the prisons? This would provide context as to how well we are doing in our efforts to get everyone vaccinated. Percentages would be ideal as this makes the numbers really easy to understand at a glance.

In the future perhaps this table could be expanded to an A3? I know this is a big ask but if we could get these figures by the Officials' Meeting on Monday, 1130, that would be fantastic. However I understand this doesn't give much time.

Additionally, the statistics for staff being vaccinated do not include the figures for staff who have received their jab outside of work. Do we have numbers or even a general idea of how many staff are getting their jabs away from work?

Thanks

Jonathan Dowson
Private Secretary - Corrections | Office of Hon Kelvin Davis

Minister for Children | Minister of Corrections | Minister for Māori Crown Relations: Te Arawhiti | Associate Minister of Education
Executive Wing, Parliament Buildings, Wellington 6160, New Zealand
T: 04 817 8702 E k.davis@ministers.govt.nz

Email Disclaimer:

Please note information about meetings related to the Ministers' portfolios will be proactively released (this does not include personal or constituency matters). For each meeting in scope, the summary would list: date, time (start and finish), brief description, location, who the meeting was with, and the portfolio. If you attend a meeting with the Minister on behalf of an organisation, the name of the organisation will be released. If you are a senior staff member at an organisation, or meet with the Minister in your personal capacity, your name may also be released. The location of the meeting will be released, unless it is a private residence. The proactive release will be consistent with the provisions in the Official Information Act, including privacy considerations. Under the Privacy Act 1993 you have the right to ask for a copy of any personal information we hold about you, and to ask for it to be corrected if you think it is wrong. If you'd like to ask for a copy of your information, or to have it corrected, or are concerned about the release of your information in the meeting disclosure, please contact the sender. You can read more about the proactive release policy at <https://www.dia.govt.nz/Proactive-Releases#MS>

To: Hon Kelvin Davis, Minister of Corrections

Aide Memoire: COVID-19 Preparedness Update

Date	26 June 2020	Decision and Timing	No decision required
B number	B4033	Priority	Medium

Contacts			
Name	Position	Contact number	First contact
Andy Milne	Deputy National Commissioner	s 9(2)(a)	<input type="checkbox"/>
s 9(2)(a)	Senior Adviser, Office of the National Commissioner		<input checked="" type="checkbox"/>

Purpose

- 1 This Aide Memoire provides you with information regarding current operational settings under COVID-19 Alert Level 1 and Corrections' preparedness for any regression in alert level.

Alert Level 1 operational settings and protection for prisons

- 2 Corrections currently has controls in place to mitigate the risk of COVID-19 entering prison sites and to protect from any spread of the virus if it was to enter any site. These current controls include;
 - thermal cameras, health screening and hand sanitisation on entry to prison sites for staff and visitors;
 - availability of personal protective equipment (PPE) for all prison staff and visitors;
 - mandated use of PPE in specialist areas such as receiving offices;
 - starting 25 June 2020, enhanced questions during prisoner and visitor health assessments to establish if subjects have recently been in national quarantine or isolation facilities, or in contact with others who have been in such facilities.
 - testing of prisoners with symptoms of respiratory illness;
 - quarantine arrangements for any suspected / confirmed cases;
 - enhanced cleaning and hygiene protocols; and
 - guidance for all alert levels is in place and ready to implement (as attached).

Establishment of Pandemic Planning Working Group

- 4 The Incident Management Team has transitioned to the Pandemic Preparedness Working Group (PPWG). This group is led by the Deputy National Commissioner and meets fortnightly to ensure that Corrections' operational settings are appropriate in the context of the COVID-19 risk. The group will ensure that Corrections can activate the Critical Incident Management Structure (CIMS) with immediacy if required and will be responsible for ensuring that operational vigilance is maintained. CIMS is the official incident management system that describes how New Zealand agencies and organisations coordinate, command and control incident response of any scale. Each operational region has maintained a dedicated senior leader to oversee regional activity and lead assurance processes. Key PPWG work streams include:
- *Communications*: Regular communication material to staff about the importance of protecting our sites and not becoming complacent;
 - *Human Resources*: Guidance for staff to navigate COVID-19 issues;
 - *Operational settings for each alert level*: Keeping settings and changes updated to ensure readiness for quick level changes if required and reviewing previous settings to understand any improvements that could be made;
 - *Site staffing models*: Developing specific rosters with union partners to cater for potential reduced staffing;
 - *Vulnerable Cohorts*: Reviewing previous approach to vulnerable staff and prisoners including whether a different approach is required for Māori / Pacific People;
 - *Pandemic Exercises and Assurance Programme*;
 - *PPE* – Corrections is storing 14 weeks' worth of PPE (AL4 volumes) but will contract out management of this stock to a logistics specialist to ensure it is stored safely and distributed efficiently;
 - *Readiness to re-establish the National Co-ordination Centre (NCC)*: implementing immediate learning from our response.

Key perspectives

- 5 Corrections is in regular contact with key stakeholders, sector partners and unions to align operational settings and decision making as much as possible, while acknowledging the unique environment Corrections is required to manage.

To: Hon Kelvin Davis, Minister of Corrections

Aide Memoire: Response to changes in COVID-19 Alert Levels

Date	12 August 2020	Decision and Timing	No decision required
B number	B4051	Priority	High

Contacts			
Name	Position	Contact number	First contact
Eamon Coulter	Response Manager	s 9(2)(a)	<input checked="" type="checkbox"/>
s 9(2)(a)	Senior Adviser to the Chief Executive		<input type="checkbox"/>

Purpose

- 1 This Aide Memoire advises you of Corrections' response to the change in COVID-19 Alert Levels, which came into effect on 12 August 2020.

Corrections preparedness for changes in Alert Levels

- 2 In Aide Memoire B4033 we advised you of Corrections' preparedness for any regression in Alert Levels. This included the existence of a Pandemic Planning Working Group (PPWG). This group has been meeting on a fortnightly basis to ensure that Corrections' operational settings are appropriate to the context of the COVID-19 risk. Each operational region has also maintained a dedicated senior leader to oversee regional activity and lead assurance processes. The PPWG's workstreams have included:
 - *Communications*: Regular communication material to staff about the importance of protecting our sites and not becoming complacent;
 - *Human Resources*: Guidance for staff to navigate COVID-19 issues;
 - *Operational settings for each alert level*: Keeping settings and changes updated to ensure readiness for quick level changes if required and reviewing previous settings to understand any improvements that could be made;
 - *Site staffing models*: Developing specific rosters with union partners to cater for potential reduced staffing;
 - *Vulnerable Cohorts*: Reviewing previous approach to vulnerable staff and prisoners;
 - *Pandemic Exercises and Assurance Programme*;

- *PPE*: Corrections is storing 12 weeks' worth of PPE through regional hubs and contracted storage to ensure it is stored safely and distributed efficiently;
 - *Readiness to re-establish the National Co-ordination Centre (NCC)*: implementing immediate learning from our response.
- 3 An important function of the PPWG has been ensuring that Corrections could activate the Critical Incident Management Structure (CIMS) with immediacy if required. This structure has previously been in place when we were operating under Alerts Levels 2, 3 and 4.

Changes in Alert Levels

- 4 On the evening of 11 August 2020, the Prime Minister announced that with effect from 12 noon Wednesday 12 August 2020, the Auckland Region (defined as Pukekohe to Wellsford) would move to Alert Level 3 with the remainder of the country moving to Alert Level 2. These new Alert Levels are to be in place for at least three days.
- 5 Subsequent to this announcement, Corrections' Critical Incident Management Structure was activated. This is now fully operational overseen by Rachel Leota, Controller and Eamon Coulter, Response Manager. Regional Emergency Control Centres (ECCs) have been activated in all four regions. In the case of the Northern Region, which includes all of Auckland, the Controller is Regional Commissioner, Lynette Cave.
- 6 All Northern Region staff were directly emailed by the Regional Commissioner, Northern Region on the night of 11 August 2020. This email outlined the operational measures that would be in place at Alert Level 3 for prisons and Community Corrections sites within the impacted Auckland Council boundaries. These are described below:

Northern Region - Community Corrections Sites and prisons (Alert Level 3)

- Community Corrections sites located in Manukau District, Auckland District and Waitemata District are closed.
- The four prisons in the impacted area (Auckland Prison, Mt Eden Corrections Facility, Auckland Region Women's Corrections Facility and Auckland South Corrections Facility) will not permit any visitors onsite unless they are essential workers.
- The separation and isolation units at the above four sites have been activated and all staff working in these units and receiving offices must wear full PPE.
- Northland Region Corrections Facility is also closed for private visits, with this measure to be reassessed at close of business Wednesday 12 August 2020.

Operations elsewhere (Alert Level 2)

- 7 In relation to the remainder of the country, each prison site is in the process of assessing its capacity to safely maintain any scheduled visits over the coming few days. They are being supported in this assessment by their Regional Commissioners.
- 8 A key feature for all prisons is the resumption of 14 days separation for newly received prisoners from midday Wednesday 12 August 2020. There are strict quarantine measures in place for those who fail the screening test and/or are unwell.

- 9 Community Corrections Sites remain operational under Alert Level 2. However, all Community Work nationwide has been cancelled for the next three days as social distancing cannot be guaranteed.

Other measures and activities

- 10 We have full confidence in the availability of PPE nationwide. This will continue to be regularly assessed. All staff have been emailed and contacted regarding the impact of the change in Alert Levels. This has included reiterating the need to remain at home if they feel unwell.
- 11 The COVID-19 resource page on our intranet has been updated and further regular updates will continue to be provided to staff.
- 12 Key stakeholders, including the Chief Ombudsman, have been directly contacted by the Chief Executive Jeremy Lightfoot, regarding Corrections response to the change in Alert Levels.
- 13 All sites are operating with appropriate staffing levels and staff across the country have responded to the announcement calmly and professionally. The need for a calm and caring approach has been reinforced in all communications.

Next Steps

- 14 Officials will keep your office updated on any significant change to Corrections' operational responses to COVID Alert Levels.

Department of Corrections Organisational Alert Level Descriptions

LEVEL	CUSTODIAL	COMMUNITY	ELECTRONIC MONITORING
<p>ESSENTIAL FUNCTIONS</p> <p>Will continue regardless of level</p>	<ul style="list-style-type: none"> Provision of meals/personal hygiene activities Health service delivery will be aligned to MoH guidelines and access to DHB services under each alert level. Additionally, health service delivery will be informed by staffing levels as set out in prison based BCPs Receipt and discharge of prisoners Court and NZ Parole Hearings Statutory visits (such as VJ, Ombudsman, Inspectorate) Animal welfare Cell & prisoner security 	<ul style="list-style-type: none"> Public safety related breaches 72 hour report in contacts to get details Provision of advice to Courts and NZ Parole Board 	<ul style="list-style-type: none"> Realtime monitoring of high risk offenders
<p>LEVEL 4 - ELIMINATE</p> <p>Likely that disease is not contained</p> <ul style="list-style-type: none"> Community transmission is occurring Widespread outbreaks and new clusters 	<p>Site visitors/Statutory visits</p> <ul style="list-style-type: none"> Face to face statutory visits continue (<i>with health and safety protocols in place</i>) – all other face to face visits, including NZPB and legal visits are conducted via alternative means of communication All arrivals to a site, <i>including those that return from a temp visit (i.e. from court)</i> – are managed in separate reception units for a 14 day period <p>Programmes/Activities</p> <ul style="list-style-type: none"> No physical interactions – <i>alternative delivery mechanisms in place if possible</i> Essential maintenance work continues – <i>with health and safety protocols in place</i> Health services and unlock hours are subject to staffing levels – <i>maintaining health and safety protocols</i> Prisoner hardship enhancements are continually reviewed and improved, to support wellbeing 	<ul style="list-style-type: none"> All CCS sites are closed and staff are working remotely All face to face report-ins and rehab programmes are paused – phone reporting for all risk levels All Community Work is paused, discretionary non-management for Low/Medium risk people in place Sentence condition breaches paused Additional support in place for those that are dependent on us due to sentence conditions No face to face contact for PAC reports – <i>phone/AVL</i> No home visits for low or medium risk offenders; home visits for high risk offenders continue – <i>with health & safety protocols</i> 	<ul style="list-style-type: none"> Continue to deliver all usual monitoring services, where capacity and capability allow Monitoring of EM unit interference for high risk people continues Overnight monitoring of community detention is paused 'Prisoner First' calls diverted to staff working at home AoD testing for reasonable cause is paused Daily GIRT reports, Non-essential reporting, and non-essential project work is paused
<p>LEVEL 3 - RESTRICT</p> <p>High risk that disease is not contained</p> <ul style="list-style-type: none"> Community transmission might be occurring New clusters may emerge but can be controlled through testing and contact tracing 	<p>Site visitors/Statutory visits</p> <ul style="list-style-type: none"> Face to face statutory visits continue (<i>with health and safety protocols in place</i>) – all other face to face visits, including NZPB and legal visits are conducted via alternative means of communication All arrivals to a site, <i>excluding those that return from a temp visit (i.e. from court) where safety measures have been used</i> – are managed in separate reception units for a 14 day period Limited face to face contact for PAC/Psych/NZPB/Court reports undertaken for high and medium risk people only – <i>with health and safety protocols in place</i> <p>Programmes/Activities</p> <ul style="list-style-type: none"> No face to face large group activities are undertaken Programmes/interventions are prioritised for those with intensive needs, those who are pending release, and offenders where treatment has already started prior to restrictions – <i>delivered via alternative methods wherever possible</i> Case Management support for parole readiness/release planning undertaken via phone Health services and unlock hours are subject to staffing levels – <i>health & safety protocols in place</i> Drug testing and the high risk mail teams are paused Limited face to face chaplaincy support - <i>with health and safety protocols in place</i> Additional prisoner hardship enhancements are in place Essential face to face staff training continues – <i>with health and safety protocols in place.</i> <p>Maintenance/Industries</p> <ul style="list-style-type: none"> Only essential maintenance and project work continues – <i>with health and safety protocols in place</i> 	<p>For all people</p> <ul style="list-style-type: none"> All CCS sites are closed for report-ins and rehab programmes are paused – Phone reporting for all risk levels is utilised, existing rehab programmes that can be delivered remotely continue Sentence condition breaches and Community Work paused Limited staff are rostered at sites, to support NZPB or legal use of AVL to minimise staff exposure Work around for custody interviews for PAC reports in place, and utilised where needed (esp. Low risk people) <p>For Low Risk people</p> <ul style="list-style-type: none"> No home visits; Discretionary non-management in place <p>For high and medium risk people</p> <ul style="list-style-type: none"> Home visits for high and medium risk offenders continue to be carried out – <i>with health and safety protocols in place</i> Limited face to face contact for PAC reports and other legal matters continues – <i>with health and safety protocols in place</i> 	<ul style="list-style-type: none"> Continue to deliver all usual monitoring services, where capacity and capability allow Monitoring of EM unit interference for high risk people continues, for low and medium risk people this is paused 'Prisoner First' calls are diverted to staff working at home Limited AoD testing for reasonable cause continues – <i>prioritised on community and public safety, and where providers are available to conduct these tests</i> Daily GIRT reports, Non-essential reporting, and non-essential project work is paused
<p>LEVEL 2 - REDUCE</p> <p>Disease is contained, but the risk of community transmission remains</p> <ul style="list-style-type: none"> Household transmission could be occurring Single or isolated cluster outbreaks 	<p>Site visitors/Statutory visits</p> <ul style="list-style-type: none"> Domestic visits are managed equitably, in smaller numbers – <i>where physical distancing can be enabled</i> Face to face statutory, legal and cultural/pastoral visits occur – <i>with AVL as an available option</i> Face to face appearances for NZPB and Court hearings occur, <i>when requested or AVL as an option</i> Temporary Releases (including guided release) continue – <i>where suitable and risks can be managed</i> Inter prison transfers occur as required, <i>adhering to health & safety protocols</i> New arrivals to site, <i>excluding those that return from a temp visit (i.e. from court)</i> are managed in line with health & safety protocols <p>Programmes/Activities</p> <ul style="list-style-type: none"> Programmes/individual treatments and interventions continue – <i>subject to the physical environment enabling sufficient distancing</i> Psych interventions and programmes are prioritised for offenders where treatment has already started prior to restrictions or those who are pending release – <i>with physical distancing</i> CM support for parole readiness/release planning via face to face – <i>with health & safety protocols in place</i> Health services and unlock hours are increased Staff training can continue, utilising technology where appropriate <p>Maintenance/Industries</p> <ul style="list-style-type: none"> All essential and non-essential maintenance work continues – <i>with physical distancing</i> Project work can continue, in line with GPG guidelines, prioritised and supported remotely where possible Prison industries continue – <i>with physical distancing</i> 	<p>For all people</p> <ul style="list-style-type: none"> CCS sites are open and report-ins can continue as required Enforcement of sentence conditions breaches can continue Limited rehab programmes, including group programmes, continue – <i>safety assessed and with physical distancing</i> Custody interviews for PAC reports in place to be managed remotely, where possible Face to face contact psych and programmes interventions can be delivered, <i>where alternative methods are not available</i> Continue to service Courts remotely or in person where requested Parole community enquiries managed remotely where possible <p>For low risk people</p> <ul style="list-style-type: none"> Community Work continues, but in a limited capacity and safety assessed (<i>including physical distancing</i>) <p>For high and medium risk people</p> <ul style="list-style-type: none"> Where staffing levels and safety allows, high and medium risk people continue to be managed as usual – <i>with physical distancing</i> 	<ul style="list-style-type: none"> Continue to deliver all usual monitoring services remotely as much as possible, where capacity and capability allow Monitoring of EM unit interference for high risk people continues Monitoring of EM unit interference for low and medium risk is paused, unless capacity and capability allow this to continue Daily GIRT reports, Non-essential reporting, and non-essential project work is paused 'Prisoner First calls' are diverted to staff working at home
<p>LEVEL 1 - PREPARE</p> <p>Disease is contained in New Zealand</p> <ul style="list-style-type: none"> COVID-19 is uncontrolled overseas Isolated household transmission could be occurring in NZ 	<ul style="list-style-type: none"> All operations and services to operate at pre COVID-19 levels, with contact tracing and health screening mechanisms in place. PPE must be used where there is a suspected or confirmed case of COVID-19, and will be made available to any staff, person in our care and management or visitor who requests it. 	<ul style="list-style-type: none"> Thermal Cameras are in use at all prison sites and new arrivals to a site, <i>excluding those that return from a temp visit (i.e. from court)</i> are managed in separate reception units for a 14 day period 	<ul style="list-style-type: none"> Staff reminded of hygiene and sickness management best practice Contact tracing mechanisms in place Normal working arrangements to be resumed, noting that flexible working arrangements are an option.

Department of Corrections Organisational Alert Level Descriptions

LEVEL	CORPORATE (including organisation-wide people settings)	REINTEGRATION & ACCOMMODATION	PSYCHOLOGY, PROGRAMMES AND MENTAL HEALTH
ESSENTIAL FUNCTIONS Will continue regardless of level	<ul style="list-style-type: none"> Payroll function Supplier payments Frontline recruitment + initial training Projects delivering essential infrastructure Reactive maintenance Critical business processes 	<ul style="list-style-type: none"> IM/Supported Accommodation – Basic Needs Remote OoG support Social distancing in shared accommodation 	<ul style="list-style-type: none"> NZPB and Court Reports AOD and Non-Violence Programmes Mental health provision, incorporating additional support as required from psychology and programmes staff.
LEVEL 4 - ELIMINATE Likely that disease is not contained <ul style="list-style-type: none"> Community transmission is occurring Widespread outbreaks and new clusters 	<ul style="list-style-type: none"> All staff (essential and non-essential) must work from home if possible – additional supports implemented All face to face meetings are stopped – <i>utilise technology as alternative</i> Medical assessments and drug tests for recruitment, and random drug testing, are all paused Recruitment continues via remote mechanisms except for the 'scope' stage Where training can be delivered online, this should continue Non-essential projects are paused, whilst essential project work continues – <i>with health and safety protocols in place</i> 	<ul style="list-style-type: none"> Continue to find people approved addresses; continue to source Emergency Accommodation for released prisoners No new admissions – <i>expect for those already pre-planned and with health and safety protocols in place</i> Collecting people released from prison is paused – <i>dependent on providers, with health and safety protocols in place</i> The receipt of Returning Overseas Offenders is paused All employment, external outings, small group activities and visits for residents are paused Face to Face support and interventions are paused – phone based support and interventions In place All staff training is paused, <i>unless it can be delivered online</i> Establishment of new contracts is paused 	<ul style="list-style-type: none"> All staff are working from home, including Programme Delivery & Psychs – phone contact for high/medium risk people Programmes or support that are already underway completed via AVL, phone and email only Face to face assessment, treatment, or reintegration planning is paused Face to face AOD services in community residential facilities continue to be delivered by contracted providers – <i>with health and safety protocols in place</i> Non-violence programmes undertaken remotely via digital platforms Staff-attended Community of Change activities are paused
LEVEL 3 - RESTRICT High risk that disease is not contained <ul style="list-style-type: none"> Community transmission might be occurring New clusters may emerge but can be controlled through testing and contact tracing 	<ul style="list-style-type: none"> Non-essential staff must work from home – additional support implemented Additional support implemented for essential at risk staff (older people or those with underlying health conditions) that <i>choose to be at work</i> All face to face meetings are stopped – <i>utilise technology as alternative</i> Medical assessments and drug tests for recruitment continue – <i>where providers are available to process these tests</i> Random drug testing paused Recruitment continues via remote mechanisms except for the 'Scope' stage Face to face essential training only continues if absolutely necessary – <i>with health and safety protocols in place</i> Where training can be delivered online, this should continue Project work continues, prioritised accordingly – <i>with health and safety protocols in place</i> 	<ul style="list-style-type: none"> Continue to find people approved addresses; continue to source Emergency Accommodation for released prisoners (<i>start transitioning emergency accommodation back to MSD</i>) New admissions received – <i>where capacity allows and with health & safety protocols in place</i> People released from prison collected by contracted providers, <i>with health and safety protocols in place</i> Receiving Returning Overseas Offenders continues – <i>with Corrections face to face interactions not commencing before the end of their 14 day quarantine period in NZ</i> Essential external outings, small group activities and visits continue – <i>with health and safety protocols in place</i> Essential employment for people under our management continues, non-essential work is paused Face to Face support and interventions are paused – Phone based support and interventions In place Critical staff training continues, <i>with health and safety protocols in place</i> Establishment of new, and extension of existing contracts, continues to be managed, <i>with health and safety protocols in place</i> 	<ul style="list-style-type: none"> Staff only have limited access to site/office for pre-arranged times to complete high priority non contact work – <i>with health and safety protocols in place</i> Psych interventions and programmes are prioritised for offenders where treatment has already started prior to restrictions or those who are pending release – <i>delivered via non contact methods wherever possible</i> Psych mandatory assessments (NZPB, ESHA, Court) continue, with limited delivery of one to one / face to face interventions – <i>with health and safety protocols in place</i> General Face to face assessments, treatment, or reintegration planning is paused – <i>alternative methods used</i> Face to face AOD services in community residential facilities continue to be delivered by contracted providers - <i>with health and safety protocols in place</i> Non-violence programmes undertaken remotely via digital platforms Staff-attended Community of Change activities are paused
LEVEL 2 - REDUCE Disease is contained, but the risk of community transmission remains <ul style="list-style-type: none"> Household transmission could be occurring Single or isolated cluster outbreaks 	<ul style="list-style-type: none"> All non-essential NZ travel is stopped Non-essential staff to work from home wherever possible Face to face non-essential training is paused – <i>utilise technology as alternative</i> Face to face essential training continues – <i>with physical distancing</i> Medical assessments and drug tests for recruitment continue, as does random drug testing – <i>with physical distancing</i> Project work continues – <i>with physical distancing</i> 	<ul style="list-style-type: none"> Continue to find people approved addresses; transition the sourcing of Emergency Accommodation for released prisoners back to MSD New admissions received – <i>where capacity allows and with physical distancing</i> People released from prison collected by contracted providers – <i>with physical distancing</i> Receiving Returning Overseas Offenders continues – <i>with Corrections interaction to commence following their 14 day quarantine period in NZ</i> External outings, small group activities and visits continue – <i>with physical distancing</i> Face to Face support and interventions (including employment) continue – <i>with physical distancing</i> Critical staff training continues, with non-critical staff training being delivered online Establishment of new, and extension of existing contracts, continues to be managed 	<ul style="list-style-type: none"> Programmes/individual treatments and interventions continue – <i>subject to the physical environment enabling sufficient distancing</i> Face to face Psych interventions and programmes are prioritised for offenders where treatment has already started prior to restrictions, or those who are pending release (<i>1:1 or small groups only, with physical distancing</i>) Face to face Mental Health assessments, Court and NZPB reports continue – <i>with physical distancing if alternative delivery mechanisms unavailable</i> Essential staff continue to work at prison sites, community and other offices – <i>with physical distancing</i> Face to face AOD services in community residential facilities continue to be delivered by contracted providers Staff-attended Community of Change activities continue – <i>with physical distancing</i>
LEVEL 1 - PREPARE Disease is contained in New Zealand <ul style="list-style-type: none"> COVID-19 is uncontrolled overseas Isolated household transmission could be occurring in NZ 	<ul style="list-style-type: none"> All operations and services to operate at pre COVID-19 levels, with contact tracing and health screening mechanisms in place. PPE must be used where there is a suspected or confirmed case of COVID-19, and will be made available to any staff, person in our care and management or visitor who requests it. 	<ul style="list-style-type: none"> Thermal Cameras are in use at all prison sites and new arrivals to a site, <i>excluding those that return from a temp visit (i.e. from court)</i> are managed in separate reception units for a 14 day period 	<ul style="list-style-type: none"> Staff reminded of hygiene and sickness management best practice Contact tracing mechanisms in place Normal working arrangements to be resumed, noting that flexible working arrangements are an option.

Aide Memoire: COVID-19 vaccine sequencing framework

To Hon Kelvin Davis, Minister of Corrections			
Date	5 March 2021	Decision and Timing	No decision required
B number	B4117	Priority	High
Key contact	Juanita Ryan, Deputy Chief Executive Health	Contact number	S 9(2)(a)
Second contact	Marian Horan, Manager Strategic Policy	Contact number	S 9(2)(a)

Purpose

- 1 This aide memoire provides advice on the rationale for prioritising COVID-19 vaccinations for people in prison and associated frontline staff. It provides you with suggested talking points should you wish to contribute to the Cabinet discussion on the sequencing framework in relation to Corrections, for the COVID-19 vaccine on 8 March 2021.

Cabinet has already established a tier system to manage the vaccine rollout

- 2 On 7 December 2020, Cabinet agreed to a COVID-19 vaccine sequencing framework, which is required due to limited COVID-19 vaccine supply [CAB-20-MIN-0508].
- 3 On 1 March 2021, Cabinet was asked to make further decisions about prioritising the rollout of the COVID-19 vaccine to more vulnerable groups and groups exposed to a higher risk of contracting COVID-19 [CAB-21-MIN-0040]. A detailed tier system was proposed, which prioritises at-risk groups for the vaccination roll out.
- 4 On 1 March 2021, Cabinet made decisions about prioritising vaccines for health workers in Tier 2a. They made no decisions on who would be included in the remaining Tiers. Cabinet had previously agreed to vaccinate border and MIQ workforces as well as their household contacts as Tier 1(a) and Tier 1(b).
- 5 Cabinet also invited the Minister for COVID-19 Response, Hon. Chris Hipkins, and the Minister of Health, Hon. Andrew Little, in consultation with the Prime Minister and other appropriate portfolio ministers, to provide further advice to Cabinet on 8 March 2021 about priorities for the vaccination roll out.

Cabinet's upcoming decision on 8 March 2021 deprioritises vaccinating people at prison sites

- 6 As a result of the 1 March 2021 decision, a new Cabinet paper has been lodged for discussion on 8 March 2021. This Cabinet paper suggests prioritising vaccinations according to the following Tier system:

Tiers that have already been agreed to

- Tier 1(a) – people working at a New Zealand border or in MIQ
- Tier 1(b) – household contacts of eligible border and MIQ workforce

- Tier 2(a) – frontline (non-border) healthcare workers interacting directly with patients

Proposed remaining Tiers

- Tier 2(b) - frontline healthcare workers interacting with patients. This includes Corrections' staff at custodial and community-based residences
- Tier 3(a) – people aged 75 years and above
- Tier 3(b) – people aged 65 years to 74 years
- Tier 3(c) – disabled people and people with relevant underlying health conditions
- Tier 3(d) – people with a Community Services Card.

- 7 Tier 3c of the proposed sequencing framework will prioritise vaccinations for disabled people and people with relevant underlying health conditions. This means some of the people in our prisons will be vaccinated in tier 3c.
- 8 This is a shift from the sequencing framework in the Cabinet paper discussed on 1 March 2021. That version of the sequencing framework proposed prioritising vaccinations for people in prison, people in community residential facilities, and corrections frontline staff working with these groups. They would all come under Tier 2b. Probation officers and other community corrections frontline staff were vaccinated in Tier 3e due to their work face to face with vulnerable communities.
- 9 The revised sequencing framework also does not propose adjusting for age; Ministry of Health data suggests that a 15-year adjustment for Māori and Pacific peoples is appropriate. For example, this would mean a 50-year-old Māori woman would have the same access to the vaccine as a 65-year-old non-Māori woman.

People in prison are considered to be vulnerable to COVID-19 outbreaks

- 10 Data on the health and living circumstances of people in prison suggests that these sites are vulnerable to COVID-19 community outbreaks. Our view is that to protect their safety and that of their whānau and wider community, people in prison settings and community residential facilities should be prioritised and placed in Tier 2b of the sequencing framework.
- 11 We outline the reason for this view below and in the suggested talking points at Appendix One should you wish to raise this as a priority health matter at the 8 March 2021 Cabinet meeting.
- 12 Probation officers and other community corrections frontline staff would appropriately be included in Tier 3 as frontline staff who work closely with more at-risk groups in the community.

Risk factors for New Zealand prisons

- 13 People in our prisons are particularly vulnerable to the risks of contracting and transmitting COVID-19 because:
- People in prison have significant comorbidities. We have assessed the health needs of the prison population using a risk profile that aligns to the Ministry of Health's guidance and found that 5.2% are highly vulnerable to severe COVID-19 infection, 65% have a medium vulnerability and 30.4% have a low vulnerability.
 - People in prison live in close proximity and 32% are double bunked (e.g. they share a cell).
 - Māori are significantly over-represented in prisons, at just over 50% of the total prison population. As Treaty partners, we have obligations to enable equitable outcomes for Māori in the vaccination programme.

- The prison population is ageing at a faster rate than the general population. Across the network we have approximately 300 people over 65 years of age. Ministry of Health data also suggests that a risk adjusted age factor of 15 years should be applied to Māori and Pasifika populations.
- Every week, there are hundreds of people from the community visiting a prison. This puts people in prison at risk (particularly the high-risk groups referred to above) if community transmission is occurring and undetected.

14 Corrections has a legislative duty to ensure the administration of sentences and orders is done in a safe, secure, humane and effective manner. It is important that Corrections is supported to keep the people under its management safe along with the communities they are a part of.

15 Many of the people in our prisons come from lower socio-economic backgrounds with poorer health outcomes. It is important for the rehabilitation and reintegration of the people in prison to maintain those positive social connections with their whānau, staff members, and communities. There is an opportunity to minimise the risk of undetected transmission of COVID-19 among these communities if people at prison sites were vaccinated.

Overseas experience suggests prison outbreaks can be devastating

16 In the United Kingdom, the prison population has seen roughly one out of eight people in prison contracting COVID-19 compared to a one in 20 rate seen in the general population. This suggests a prison environment is more conducive to spreading the virus due to the close living quarters and the health profile of the populations in prisons.


s9(2)(g)(i)



Appendix One: Suggested Talking Points for 8 March 2021 Cabinet discussion on COVID-19 Vaccine Sequencing Framework

s9(2)(g)(i)





Aide Memoire: Update on Corrections' COVID-19 Vaccination Planning

To Hon Kelvin Davis, Minister of Corrections			
Date	1 April 2021	Decision and Timing	No decision required
B number	B4132	Priority	Medium
Key contact	Juanita Ryan, Deputy Chief Executive, Health	Contact number	9(2)(a)
Second contact	Brigid Kean, General Manager, Operational Delivery	Contact number	9(2)(a)

Purpose

- 1 This aide memoire informs you of Corrections' progress on COVID-19 vaccination planning.

Frontline prison-based staff and people in prison will be prioritised for COVID-19 vaccinations

- 2 On 8 March 2021, Cabinet agreed that:
 - all frontline Corrections staff working in prison and community-based residential facilities will be vaccinated in Group 2
 - all people in prisons and community-based residential facilities within Counties Manukau will be vaccinated in Group 2
 - all people in prison will be vaccinated in Group 3.
- 3 Dr Ashley Bloomfield, Director-General of Health, confirmed this approach in a letter to Jeremy Lightfoot, Chief Executive of Corrections, on 15 March 2021.

Corrections' COVID-19 vaccination planning is progressing well

- 4 According to the Ministry of Health, Corrections should expect to receive the vaccines for its Group 2 population around mid-April 2021. From May 2021 onwards, vaccines will be available for Group 3 populations.
- 5 To ensure Corrections is prepared to administer the vaccines as soon as they are made available, detailed implementation and planning with all prisons has commenced. We are working with Ministry of Health to confirm whether we are able to use our chosen vaccination provider to vaccinate our staff.
- 6 Corrections will be well placed to deliver the vaccination as we have significant health expertise within our department nationally and at prison sites, and experience in delivering vaccinations to people under our management. For example, between 1 January and 31 December 2020, 835 Measles, Mumps and Rubella vaccines were given to people in prison by Corrections' Health Services Staff.

Corrections is still working through several details

- 7 As with other agencies, Corrections is working through several issues relating to employment, consent, and data collection and collation. These issues include establishing:
 - whether we will find out if our staff have been vaccinated
 - how to manage staff that choose not to receive the COVID-19 vaccine
 - ways to ensure our approach to vaccinating staff and people in prison is agile, and we are able to respond to a resurgence in community-transmission cases
 - how to vaccinate a transient prison population. i.e, Mt Eden Corrections Facility can have approximately 120 people received into or released from prison in one day.
- 8 On these issues and any others that arise, Corrections will be guided by ongoing advice from Crown Law, the Public Services Commission, Ministry of Business, Innovation and Employment, and the Ministry of Health.

Next Steps

- 9 Corrections will continue to develop site-specific implementation plans in preparation for the delivery of the vaccines. We will update you via the Minister's Weekly Report on the progress of these implementation plans, and once key decisions have been made.

Appendices

- Appendix One: Key messages

Appendix One: Key messages

Frontline prison-based staff and people in prison will be prioritised for COVID-19 vaccinations

- This is because people in prison, due to their health and living circumstances, are particularly vulnerable to the risks of contracting and transmitting COVID-19.
- Māori are significantly over-represented in prisons, at just over 50% of the total prison population. As Treaty partners, we have obligations to enable equitable outcomes for Māori in the vaccination programme.

Corrections' COVID-19 vaccination planning is progressing well

- Corrections is working at pace to ensure sites are ready to vaccinate.
- Vaccinations will first take place for those that fall into Group 2 from March to May 2021, with the Ministry of Health indicating we will receive vaccines for our Group 2 people from mid-April.
- For Corrections, this includes all frontline Corrections staff working in prison (approximately 6,940 people) and in community-based residential facilities (numbers to be confirmed).
- It also includes all people in Auckland Region Women's Corrections Facility (approximately 1,243 people), and Auckland South Corrections Facility and community-based facilities in Counties Manukau DHB (numbers to be confirmed).
- Corrections will have access to vaccines for 9,700 people in Group 2. This means that all eligible people identified in this Group will receive a vaccine.
- Vaccinations will then take place for those that fall into Group 3. This means that all people in the remaining 16 prisons will be vaccinated from May 2021 onwards (approximately 7,510).

Corrections is well placed to deliver the COVID-19 vaccination

- Corrections has experience in delivering vaccinations to people under their management.
- Corrections has significant health expertise nationally and at prison sites.
- Enough storage and medical equipment required to deliver the vaccine has been ordered and is expected to arrive in early April 2021.
- Each prison site has dedicated frontline health care staff who will deliver the vaccines to people in prison.
- Corrections' implementation plan will be guided by its Te Tiriti o Waitangi obligations and will consider opportunities to partner with iwi, mana whenua and Māori providers to support vaccine roll out.
- Corrections is working to finalise the provider that will deliver the vaccine to its frontline staff.
- A health promotion communication campaign has commenced focusing on our staff, and will soon expand to include the people under Corrections' management.
- Corrections has established a project team, consisting of health, legal, custodial, health and safety, employment and communications experts, to develop and oversee the delivery of the implementation plan, and report to Corrections' Executive Leadership Team regularly.
- Corrections is working closely with its union partners and elected health and safety representatives.

There are still key details to be worked through

- Corrections is working closely with, and following the advice of, other agencies to ensure its planning is aligned with the wider Government approach, particularly on details relating to employment, consent, and data collection and collation.
- Corrections will be updating me regularly as key decisions continue to be made.
- Corrections is working with the Ministry of Health to confirm whether they can use their chosen vaccination provider to vaccinate their staff.