

## SUMMARY OF KAPITI LINE TRAIN REPLACEMENT SERVICES

### Outbound from Wellington:

Usually two buses are booked to replace each outbound service from Wellington.


- All Stop bus stops at all stations enroute to Waikanae.
- Express bus stops at Porirua and Paraparaumu station.
- Occasionally, a third bus is booked. It should run express to Paekakariki, Paraparaumu and Waikanae or stop at Porirua then all stops to Waikanae.

### Inbound from Waikanae:

Usually two buses are booked to replace each inbound service from Waikanae.

One express and one all stopper bus.

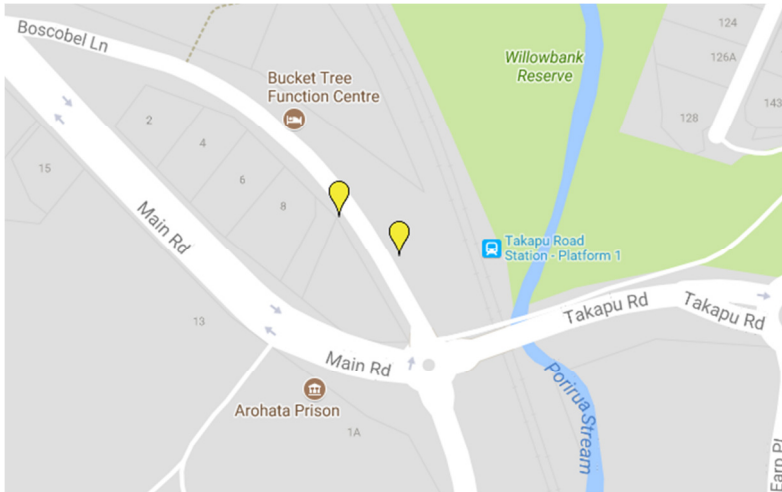
- The All Stops bus runs from Waikanae, Paekakariki then stopping at all stations.
- The Express bus runs from Waikanae, stopping at Porirua and Paraparaumu
- If there is a bus used from Paekakariki this will run as required by request from the Platform Office.



## KAPITI LINE BUSES REPLACING TRAIN STOPS

### Takapu Road

KPL LINE



**Outbound & Inbound:**  
Within station car park, near the top of the stairs that lead down to the station platform

## Redwood

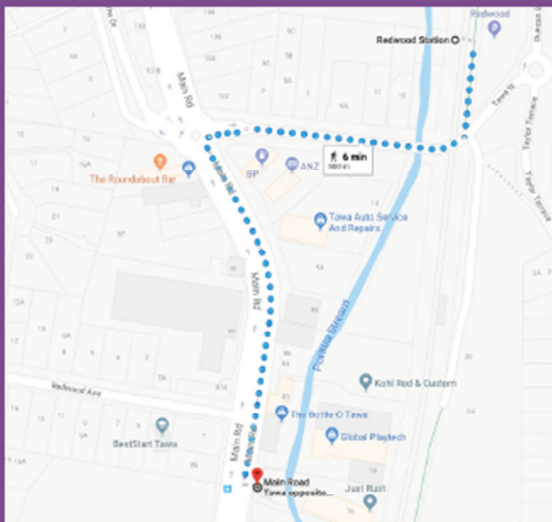
# Redwood station temporary bus replacement stop

Collins Avenue street level crossing is closed so buses cant make it to the usual bus replacement stops. The temporary bus stops are below.

## Southbound

Bus stop #3960

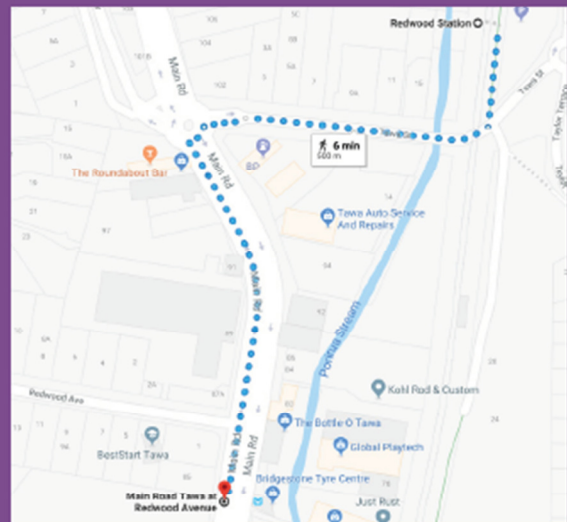
Main Road Tawa opposite Redwood Avenue



## Northbound

Bus stop #3912

Main Road Tawa at Redwood Avenue



## Tawa

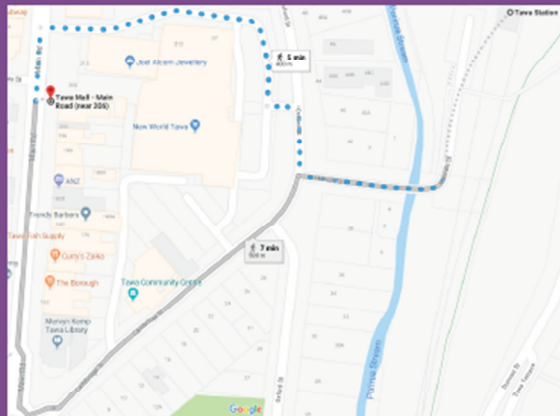
# Tawa station temporary bus replacement stop

Collins Avenue street level crossing is closed so buses cant make it to the usual bus replacement stops. The temporary bus stops are below.

### Southbound

Bus stop #3956

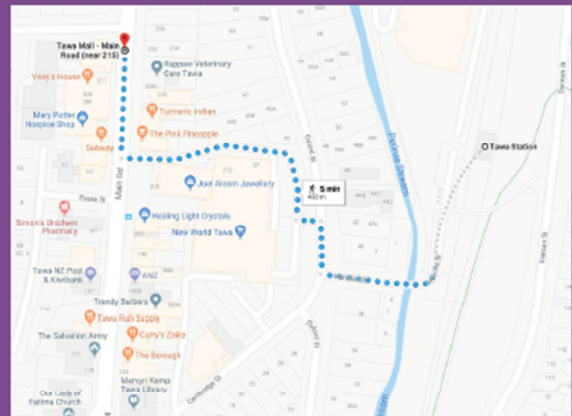
Tawa Mall - Main Road  
(near 206)



### Northbound

Bus stop #3916

Tawa Mall - Main Road  
(near 215)



## Linden

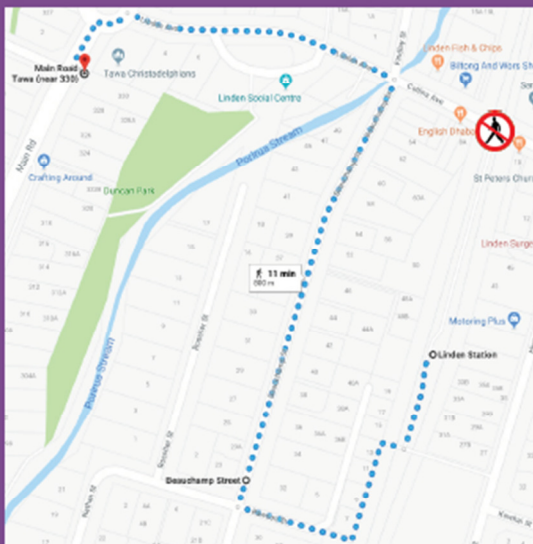
# Linden station temporary bus replacement stop

Collins Avenue street level crossing is closed and will not be accessible to pedestrians or vehicles so buses can't make it to the usual bus replacement stops. The temporary bus stops are below.

## Southbound

Bus stop #3950

Main Road Tawa opposite Fyvie Avenue (near 330)



## Northbound

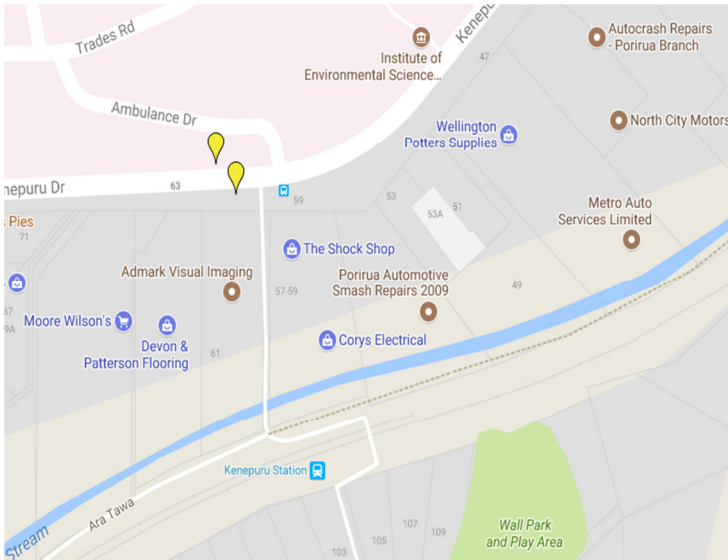
Bus stop #3922

Main Road Tawa (near 337)





## Kenepuru



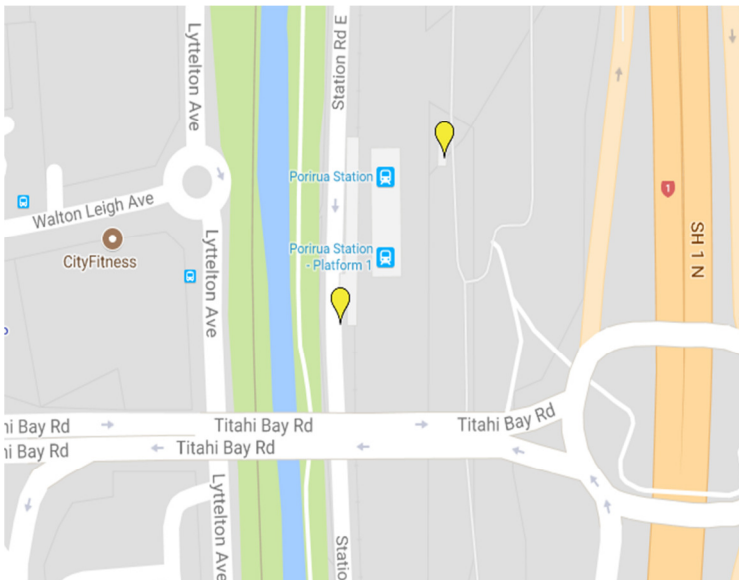
**Inbound:**  
On Kenepuru Drive outside Pit Stop garage



**Outbound:**  
On Kenepuru Drive opposite Pit Stop garage

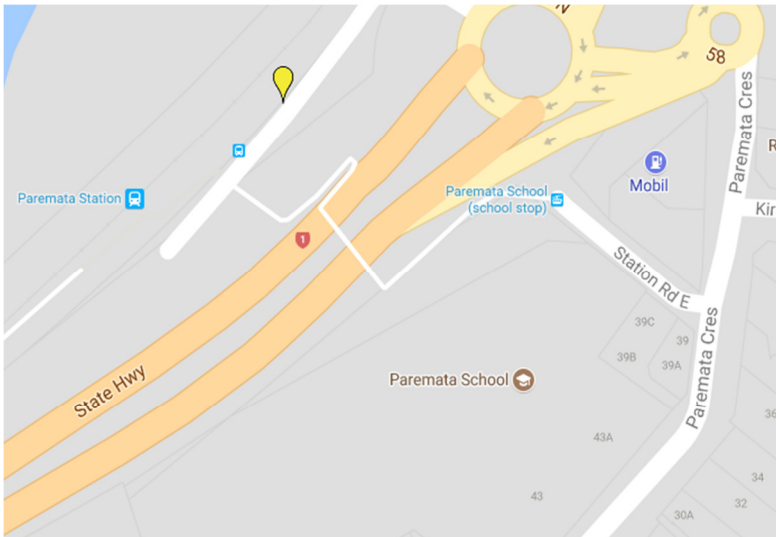
KPL LINE

## Porirua



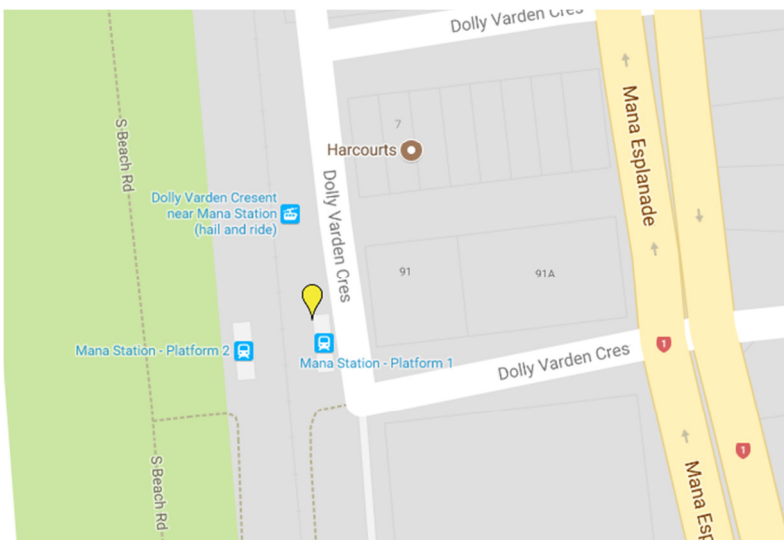
**Outbound & Inbound:**  
From within the station Park and Ride on the East side of the station

## Paremata



**Outbound & Inbound:**  
From within the station Park and Ride

## Mana

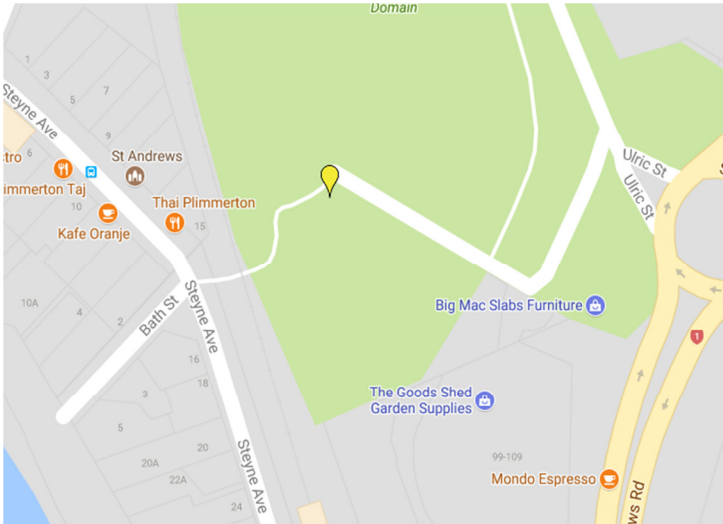


**Outbound & Inbound:**  
On Redoubt Lane behind the station

KPL LINE



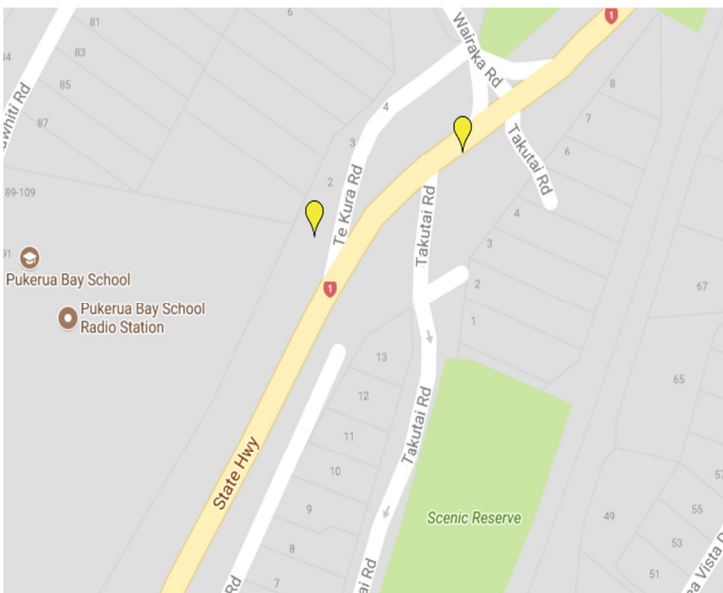
## Plimmerton



**Outbound & Inbound:**  
On Douglas behind the station – Station car park

KPL LINE

## Pukerua Bay

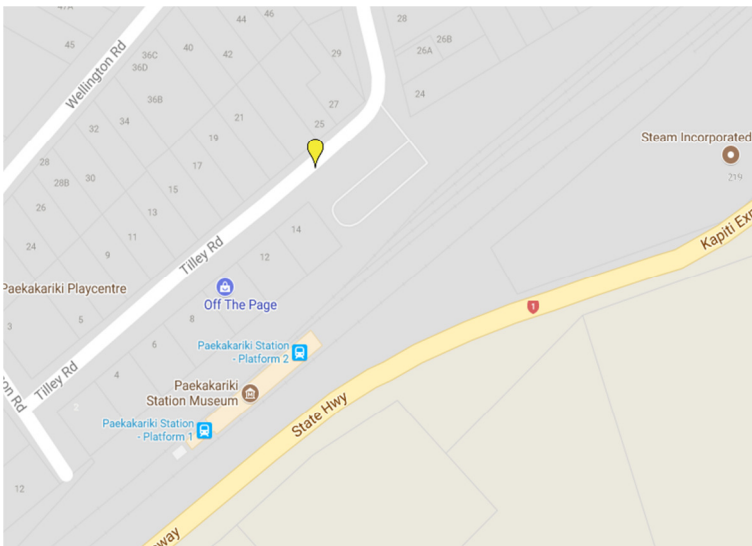


**Inbound:**  
From the InterCity bus stop near Takutai Road, Before the overbridge



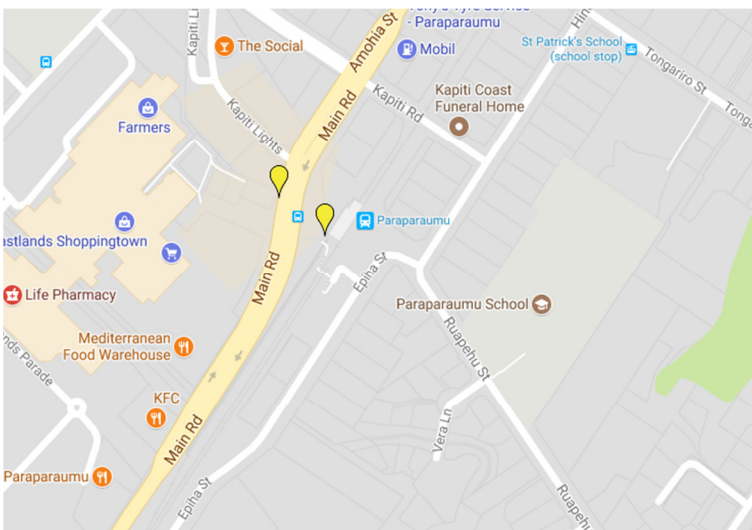
**Outbound:**  
From entrance to Te Kura Road near the over bridge access

## Paekakariki



**Outbound & Inbound:**  
From Tilley Road on the West side of the station, outside the Park and Ride

## Paraparaumu



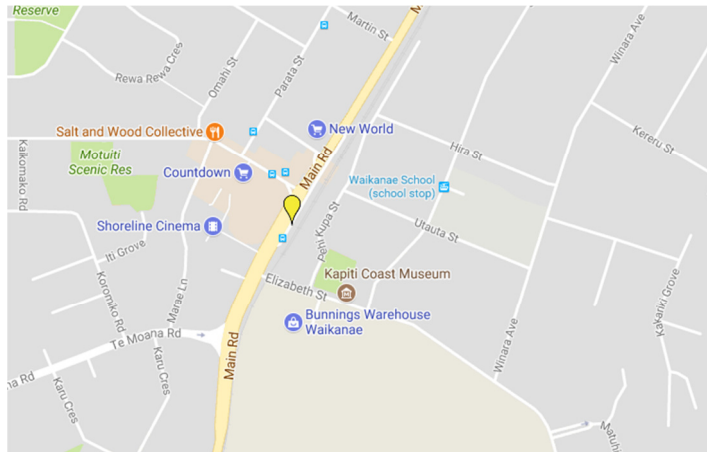
**Inbound:**  
From the Taxi layby in the station car park area



**Outbound:**  
From the bus shelter on the Main Road (SH1)

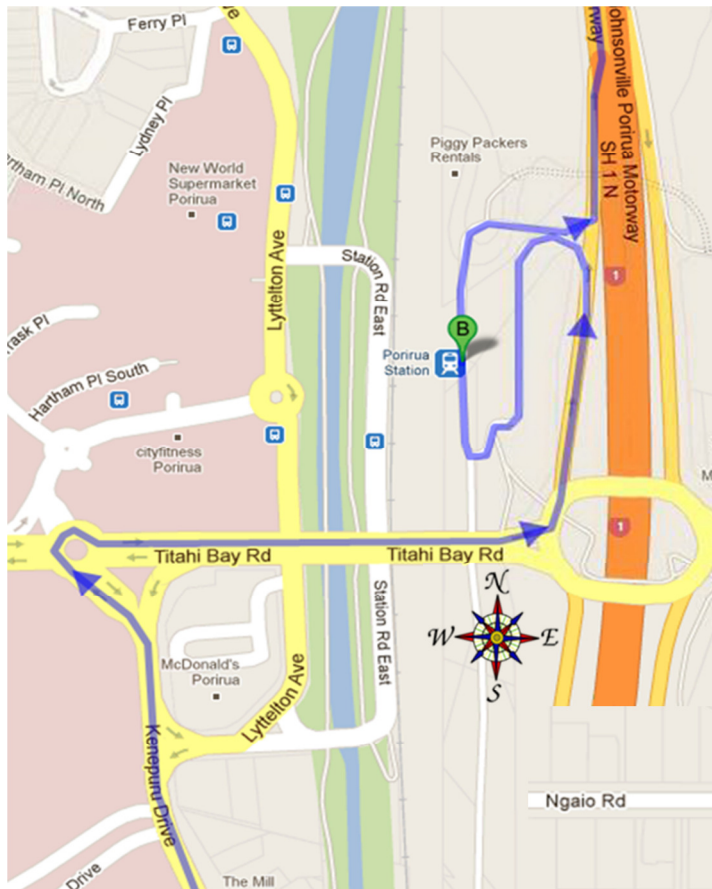
KPL LINE

## Waikanae



**Outbound & Inbound:**  
At the south end of the station  
Park and Ride area

## KAPITI LINE BUSES REPLACING TRAIN ROUTE MAP



MAP A

Map A shows the route that the All Stops bus uses. The express bus uses SH1 taking East Porirua exit off ramp). They both use the same pick up and drop off location within the Station car park, which is on the EAST side of the Station (SH1 side)

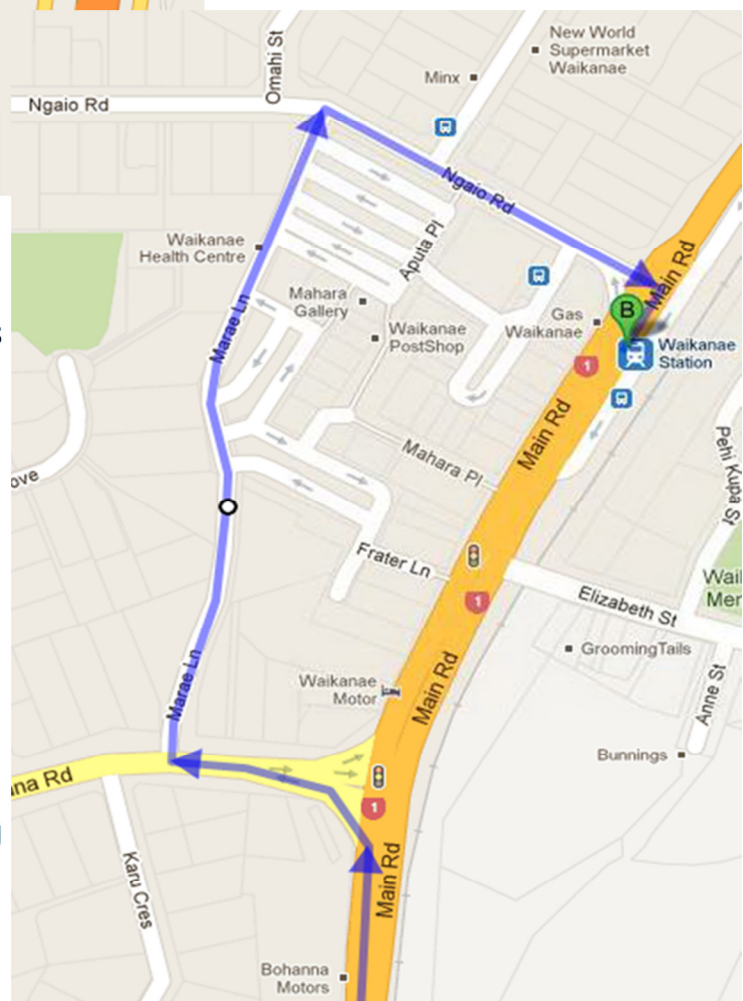
MAP B

This map indicates the route buses must take to safely access the **Waikanae Station** stop.

Turn left into Te Moana Rd, take 1<sup>st</sup> right into Marae Lane, then turn right into Ngaio Rd.

This route takes a little longer, but it is the safest way of crossing SH1 lanes to enter Waikanae Station. Customers who walk to the Station instead of Park 'n' Ride may request drivers to stop enroute as it passes through the neighbouring suburb, this is welcomed as long as:

1. It is safe to do so
2. It's at an official urban bus stop



## KAPITI LINE BUSES REPLACING TRAIN ROUTE MAP

